SECTIUNE C-C

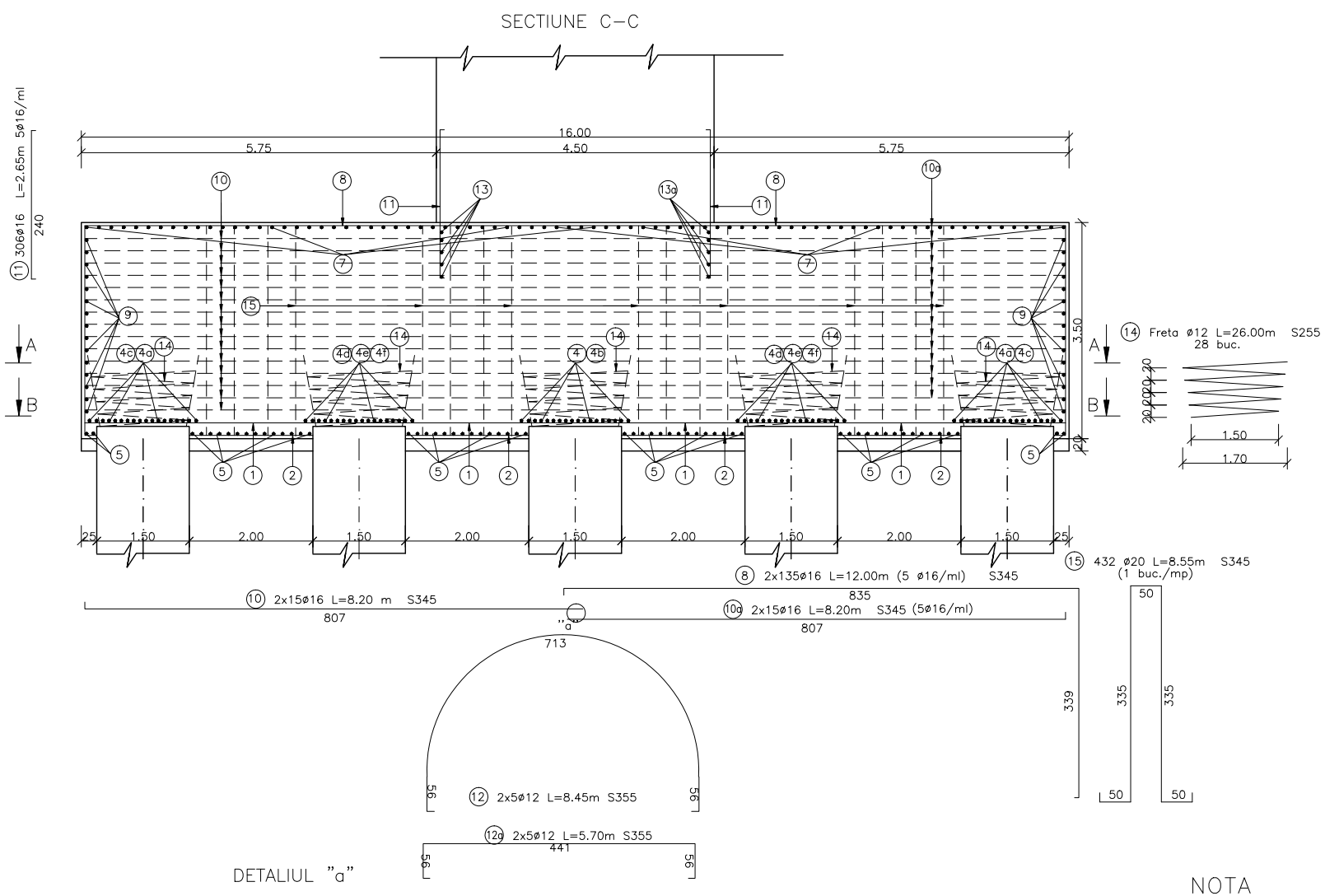
16.00
5.75
4.50
5.75
(10)
(8)
(11)
(13)
(13a)
(11)
(8)
(10a)
(7)
(7)
(15)
(9)
(9)
A
B
A
B
(4c) (4a) (14)
(4d) (4e) (4f) (14)
(4) (4b) (14)
(4d) (4e) (4f) (14)
(14) (4a) (4c)
3.50
20
(5)
(5) (1) (2)
(5) (1) (2)
(5) (1) (2)
(5) (1) (2)
(5)
25
1.50
2.00
1.50
2.00
1.50
2.00
1.50
2.00
1.50
25
(11) 306ø16 L=2.65m 5ø16/ml
240
(14) Freta ø12 L=26.00m S255
28 buc.
20 20 20 20 20
1.50
1.70
(15) 432 ø20 L=8.55m S345
(1 buc./mp)
50
335
335
50
50
(8) 2x135ø16 L=12.00m (5 ø16/ml) S345
835
339
(10) 2x15ø16 L=8.20 m S345
807
"a"
(10a) 2x15ø16 L=8.20m S345 (5ø16/ml)
807
713
56
(12) 2x5ø12 L=8.45m S355
56
(12a) 2x5ø12 L=5.70m S355
441
56
56

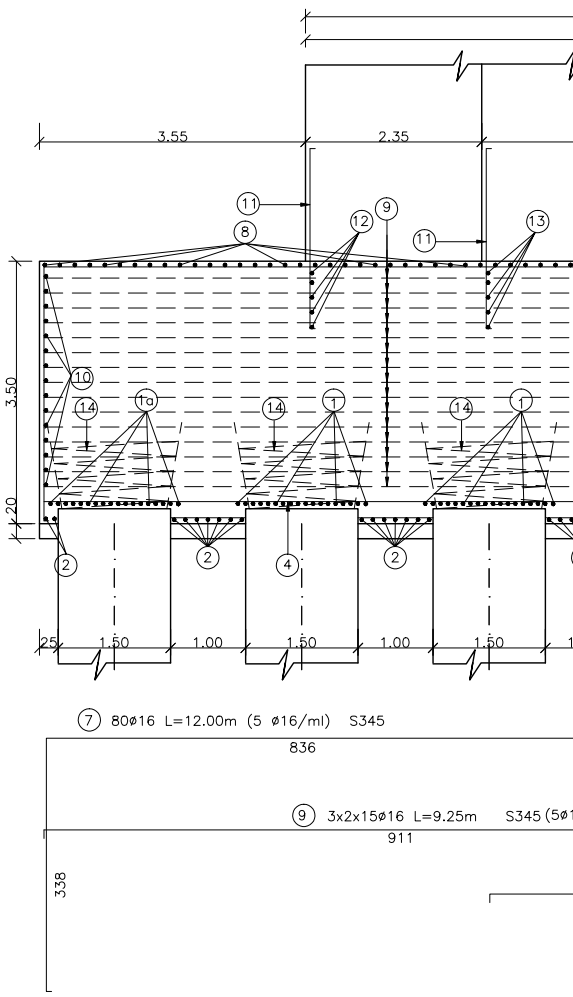
3.55
2.35
(11)
(8)
(12)
(9)
(11)
(13)
3.50
(10)
(14)
(1a)
(14)
(1)
(14)
(1)
20
(2)
(2)
(4)
(2)
25
1.50
1.00
1.50
1.00
1.50
(7) 80ø16 L=12.00m (5 ø16/ml) S345
836
(9) 3x2x15ø16 L=9.25m S345 (5ø1
911
338

DETALIUL "a"

INADIREA BARELOR DIN OTEL S345

PRIN SUDARE MANUALA CU ARC ELECTRIC

Sc. 1:5

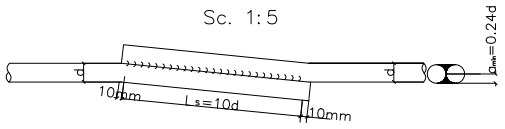
d
d
10mm
Ls=10d
10mm
amin=0.24d

Innadire prin suprapunere, cusatura pe ambele
parti cu cusatura de racordare la barele necoaxiale
ø>20, conf. C28/83.

NOTA

1.Prezentul plan s-a intocmit in conformitate cu planul de cofraj EA5101E16BBPV04220051, EA5101E16BBPV04220061.
2.Innadirea barelor prin sudura, se va face in conformitate cu prevederile din"Normativ C28-83"
3.Armarea coloanelor este cuprinsa in planul EA5101E16BCPV04220230.
4.Betonul din radier se va turna prin pompare.
5.La punerea in opera a betonului turnat prin pompare se vor lua toate masurile in asa fel incat:
-procesul de pompare sa se desfasoare continuu fara intreruperi;
-turnarea sa se faca in 3(trei) puncte si sa dureze max 6 ore;
-inaltimea libera de cadere a betonului sa fie de max 0.5m;
-betonul se va turna in straturi de max. 40cm grosime, pentru a permite o buna vibrare.
-betonul sa fie bine compactat prin vibrare.

SECTIUNE D-D

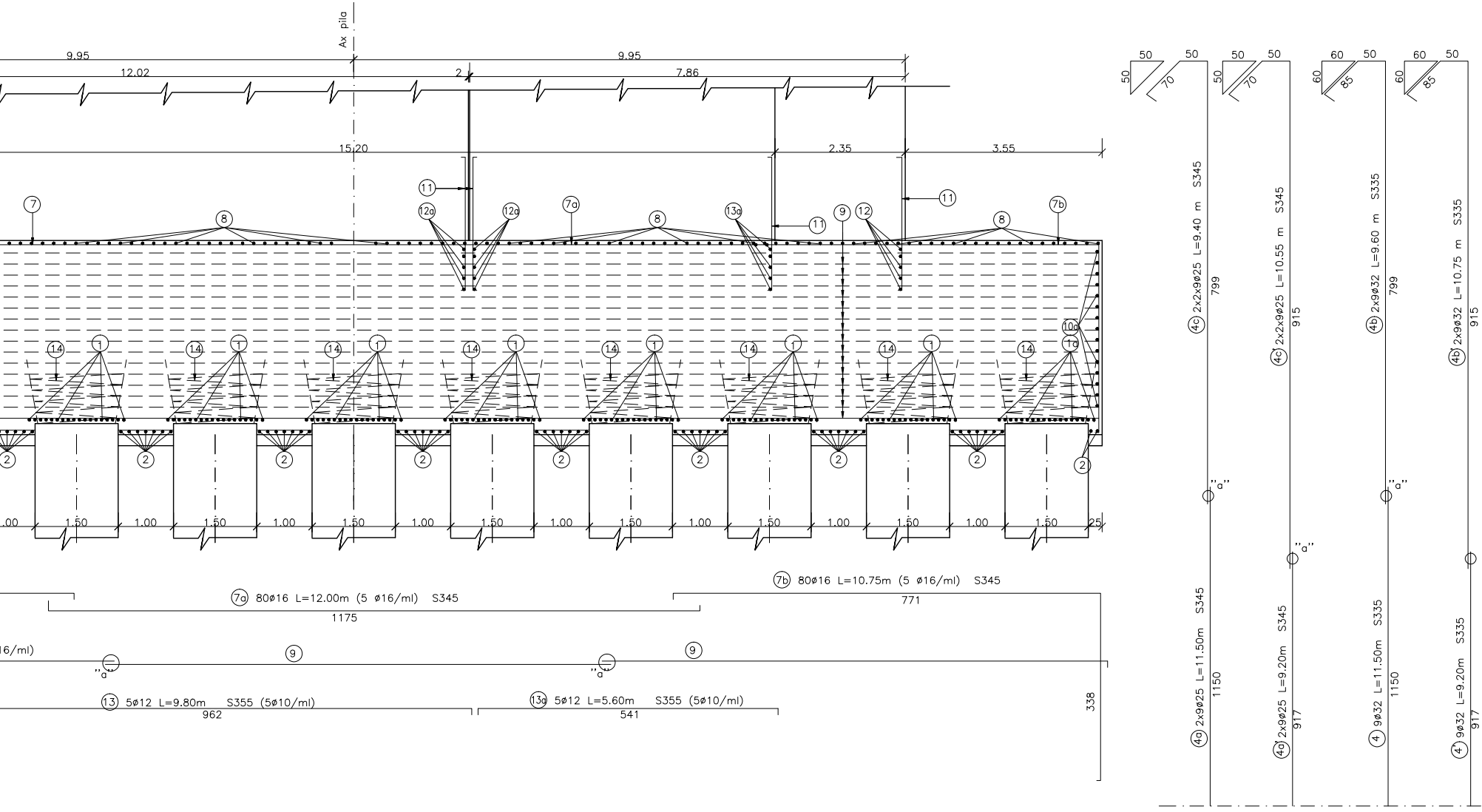

Ax pila
9.95
12.02
9.95
2
7.86
15.20
2.35
3.55
11
12a
12a
7
8
7a
8
13a
11
9
12
11
8
7b
10a
1a
14
1
2
1.00
1.50
25
7b 80ø16 L=10.75m (5 ø16/ml) S345
771
7a 80ø16 L=12.00m (5 ø16/ml) S345
1175
16/ml)
9
"a"
338
13 5ø12 L=9.80m S355 (5ø10/ml)
962
13a 5ø12 L=5.60m S355 (5ø10/ml)
541
50
70
60
85
4c 2x2x9ø25 L=9.40 m S345
799
4c 2x2x9ø25 L=10.55 m S345
915
4b 2x9ø32 L=9.60 m S335
799
4b 2x9ø32 L=10.75 m S335
915
4a 2x9ø25 L=11.50m S345
1150
4a 2x9ø25 L=9.20m S345
917
4 9ø32 L=11.50m S335
1150
4' 9ø32 L=9.20m S335
917

NOTE:

1.This drawing was drawn up according to the shuttering plan EA5101E16BBPV04220051, EA5101E16BBPV04220061.
2.The bars will be joined by welding according to "Norm C28 – 83".
3.The column reinforcing can be found in drawing EA5101E16BCPV04220230.
4.The concrete in the raft will be cast by pumping.
5.During pumped concrete placement, all measures will be taken so that:
–the pumping process will be continuous, without any interruption;
–the concrete will be cast in 3 (three) points and will last max. 6 hours;
–the free falling height of concrete will be max. 0.5m;
–the concrete will be cast in max. 40 cm thick layers to allow good vibration;
–the concrete will be well–compacted by vibration.

SECTIUNE A–A

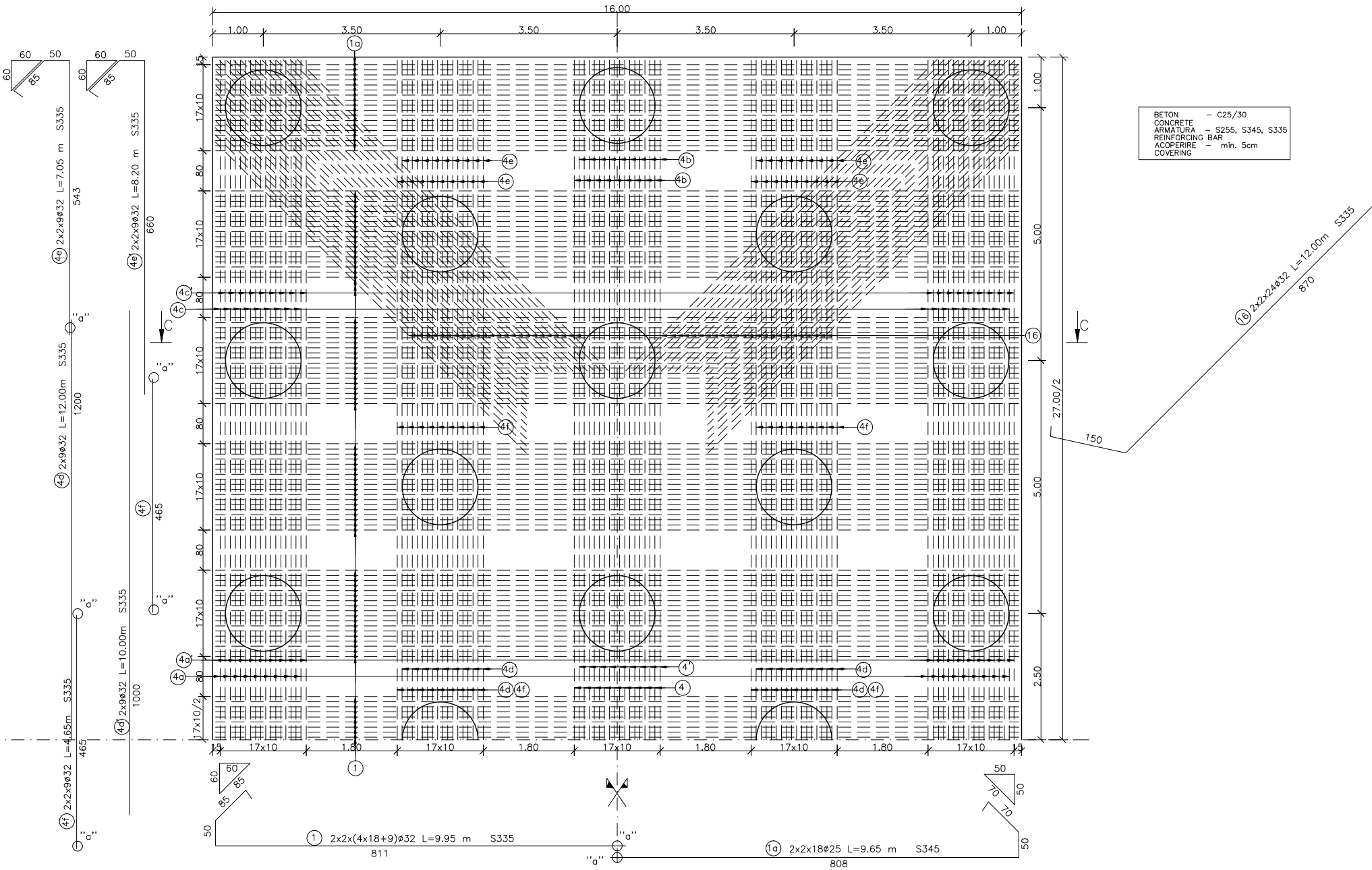
16.00
1.00
3.50
3.50
3.50
3.50
1.00
1a
1
4e
4b
4c
4d
4f
4'
4
4a
16
C
C
17x10
80
17x10/2
15
1.80
1.00
5.00
5.00
2.50
27.00/2
4e 2x2x9ø32 L=7.05 m S335
543
60
50
85
4e 2x2x9ø32 L=8.20 m S335
660
4d 2x9ø32 L=12.00m S335
1200
4f
465
"a"
4d 2x9ø32 L=10.00m S335
1000
4f 2x2x9ø32 L=4.65m S335
465
16 2x2x24ø32 L=12.00m S335
870
150
1 2x2x(4x18+9)ø32 L=9.95 m S335
811
1a 2x2x18ø25 L=9.65 m S345
808
70
50

BETON – C25/30
CONCRETE
ARMATURA – S255, S345, S335
REINFORCING BAR
ACOPERIRE – min. 5cm
COVERING

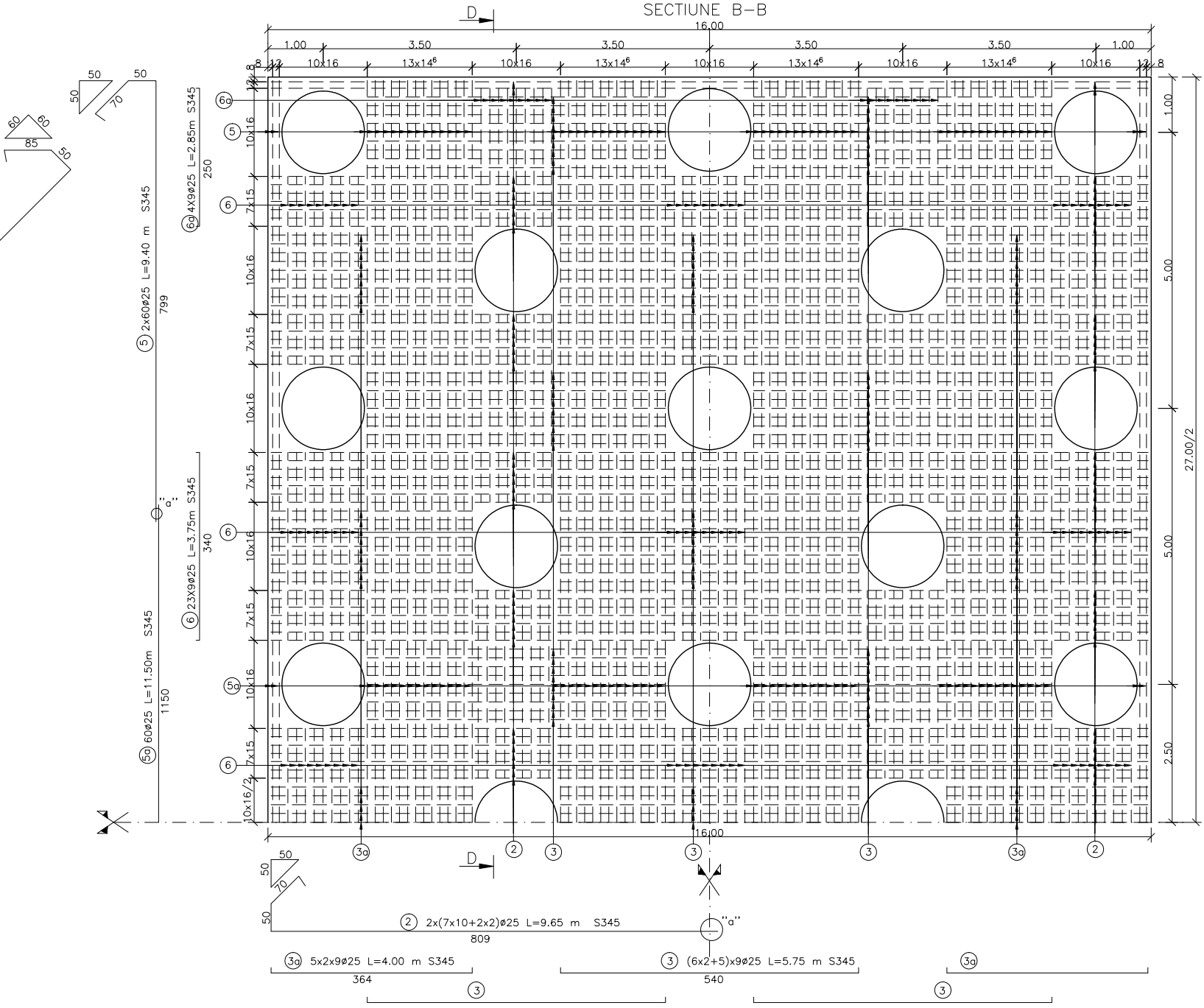
SECTIUNE B-B
D
16.00
1.00
3.50
3.50
3.50
3.50
1.00
8
12
10x16
13x14⁶
10x16
13x14⁶
10x16
13x14⁶
10x16
13x14⁶
10x16
12
8
6a
5
6
6
5a
6
10x16
7x15
10x16/2
1.00
5.00
5.00
2.50
27.00/2
16.00
3a
2
3
3
3
3a
2
50
50
50
70
60
60
85
50
5 2x60ø25 L=9.40 m S345
799
6a 4X9ø25 L=2.85m S345
250
6 23X9ø25 L=3.75m S345
340
"a"
5a 60ø25 L=11.50m S345
1150
50
50
70
50
2 2x(7x10+2x2)ø25 L=9.65 m S345
809
"a"
3a 5x2x9ø25 L=4.00 m S345
364
3 (6x2+5)x9ø25 L=5.75 m S345
540
3a
3
3

EXTRAS DE ARMATURA PENTRU RA
REINFORCEMENT FOR RAFT

Marca	Diametru	Lung./buc.[m]	Nr.buc.	S255	S355
				Φ12	Φ12
1	32	9.95	324		
1a	25	9.65	72		
2	25	9.65	148		
3	25	5.75	153		
3a	25	4.00	90		
4	32	11.50	9		
4'	32	9.20	9		
4b	32	9.60	18		
4b'	32	10.75	18		
4a	25	11.50	18		
4a'	25	9.20	18		
4c	25	9.40	36		
4c'	25	10.55	36		
4d	32	12.00	18		
4f	32	4.65	36		
4d'	32	10.00	18		
4e	32	7.05	36		
4e'	32	8.20	36		
5	25	9.40	120		
5a	25	11.50	60		
6	25	3.75	207		
6a	25	2.85	36		
7	16	12.00	80		
7a	16	12.00	80		
7b	16	10.75	80		
8	16	12.00	270		
9	16	9.25	90		
10	16	8.20	30		
10a	16	8.20	30		
11	16	2.40	306		
12	12	8.45	10		84.50
12a	12	5.70	10		57.00
13	12	9.80	5		49.00
13a	12	5.60	5		28.00
14	12	26.00	28	728.00	
15	20	8.55	432		
16	32	12.00	96		
Lungimi totale pe diametre			(m)	728.00	218.50
Masa pe metru liniar			(kg/ml)	0.888	0.888
Masa pe diametre			(kg)	646.33	193.99
Masa pe tip otel			(kg)	646.33	193.99
Masa totala radier pila			(kg)		
Pierderi 5%			(kg)		
Sudura 2%			(kg)		
Masa totala un radier pila			(kg)		
Masa totala 2 radiere pile			(kg)		

DIERUL PILELOR
OF PIERS

S345			S335
Φ16	Φ20	Φ25	Φ32
			3223.80
		694.80	
		1428.20	
		879.75	
		360.00	
			103.50
			82.80
			172.80
			193.50
		207.00	
		165.60	
		338.40	
		379.80	
			216.00
			167.40
			180.00
			253.80
			295.20
		1128.00	
		690.00	
		776.25	
		102.60	
960.00			
960.00			
860.00			
3240.00			
832.50			
246.00			
246.00			
734.40			
	3693.60		
			1152.00
8078.90	3693.60	7150.40	6040.80
1.578	2.466	3.853	6.313
12751.22	9108.97	27553.06	38137.65
49413.26			38137.65
88391.23			
4419.56			
88.39			
92900.00			
185800.00			

Se interzice copierea, difuzarea, imprumutarea sau utilizarea in alte scopuri, fara permisiunea Arex Lider Company ca proprietar al desenului.

This drawing is forbidden to be copied, lent or used in other purposes than those previously approved by Arex Lider Company as its owner.

Indice Index	Data Date	Modificare Modification/Revision	Proiectant Designer	Aprobat Consultant Approved Consultant	Aprobat CFR Approved CFR
D					
C					
B					
A					

GUVERNUL ROMANIEI
ROMANIAN GOVERNMENT

PROIECT FINANȚAT DE UNIUNEA EUROPEANĂ
EUROPEAN UNION FINANCED PROJECT

CLIENT / CLIENT

C.N.C.F. "C.F.R." - S.A.

ITALFERR
GRUPPO FERROVIE DELLO STATO
Joint Venture leader

Scott Wilson

OBERMEYER
PLANEN + BERATEN GmbH

TECNIC
Consulting Engineers

CONSULTANT / CONSULTANT

			Data Date	Semnătură Signature
Aprobat Approved	Şef proiect Project manager	R. Liuzza	03.2012	
Aprobat Approved	Coordonator Secţiune 1 Section 1 Coordinator	C. Gambelli	03.2012	
Verificat Checked	Expert Cheie Checking Expert	V. Kallidromitis	03.2012	VK

SUBCONTRACTANT / SUBCONTRACTOR

AREX COMPANY

Aprobat Approved	Responsabil Subconsultant Subconsultant Responsible	A.Stanciu - Dinulescu	03.2012	
Întocmit Elaborated	Proiectant Designer	Dinu Andreea	03.2012	

Reabilitarea liniei de cale ferata Brașov - Simeria, parte componentă a coridorului IV Pan European, pentru circulația trenurilor cu viteza maximă de 160 km/h, Tronsonul : Brașov - Sighișoara
Rehabilitation of the railway line Brașov - Simeria, component Part of the IV Pan-European Corridor, for the trains circulation with maximum speed of 160 km/h, Section : Brașov - Sighișoara

Proiect/Project
2004/RO/16/P/PA/003

Faza / Phase:
P.Th. / T.D.
D.E. / E.D.

Denumire desen / Drawing Title : INTERVAL / SECTION ARCHITA - VANATORI

POD/BRIDGE Km 270+262.472 D=18m+45m+18m
Plan armare radier pila
Plan for raft pier reinforcement

Codificare / Codification System	Scara / Scale 1:50	LOT / LOT	Nr. / No 01 / 01

E A 5 1 | 0 1 | E | 1 6 | B C | P V | 0 4 | 2 | 2 | 0 2 6 | 0