2	
H	073.5
–	–
–	–
–	–

E1	
5500	–
1400	–
6900	DI
+200	CO/–

4	
H	123
–	–
–	–
–	–

E1	
5500	–
1400	–
6900	DD
–100	CO/–

6	
H	172.5
–	–
–	–
–	–

E1	
5500	–
1400	–
6900	DI
+250	CO/–

8	
H	222
–	–
–	–
–	–

E1	
5500	–
1400	–
6900	DI
+150	CO/–

10	
H	271.5
–	–
–	–
–	–

E1	
5500	–
1400	–
6900	DI
+250	CO/–

12	
H	316.5
–	–
–	–
–	–

E1	
5500	–
1400	–
6900	DI
+150	CO/–

1	
H	073.5
–	–
–	–
–	–

E1	
5500	–
1400	–
6900	DD
–200	CO/–

3	
H	123
–	–
–	–
–	–

E1	
5500	–
1400	–
6900	DI
+100	CO/–

5	
H	172.5
–	–
–	–
–	–

E1	
5500	–
1400	–
6900	DD
–250	CO/–

7	
H	222
–	–
–	–
–	–

E1	
5500	–
1400	–
6900	DD
–150	CO/–

9	
H	271.5
–	–
–	–
–	–

E1	
5500	–
1400	–
6900	DD
–250	CO/–

11	
H	316.5
–	–
–	–
–	–

E1	
5500	–
1400	–
6900	DD
–150	CO/–

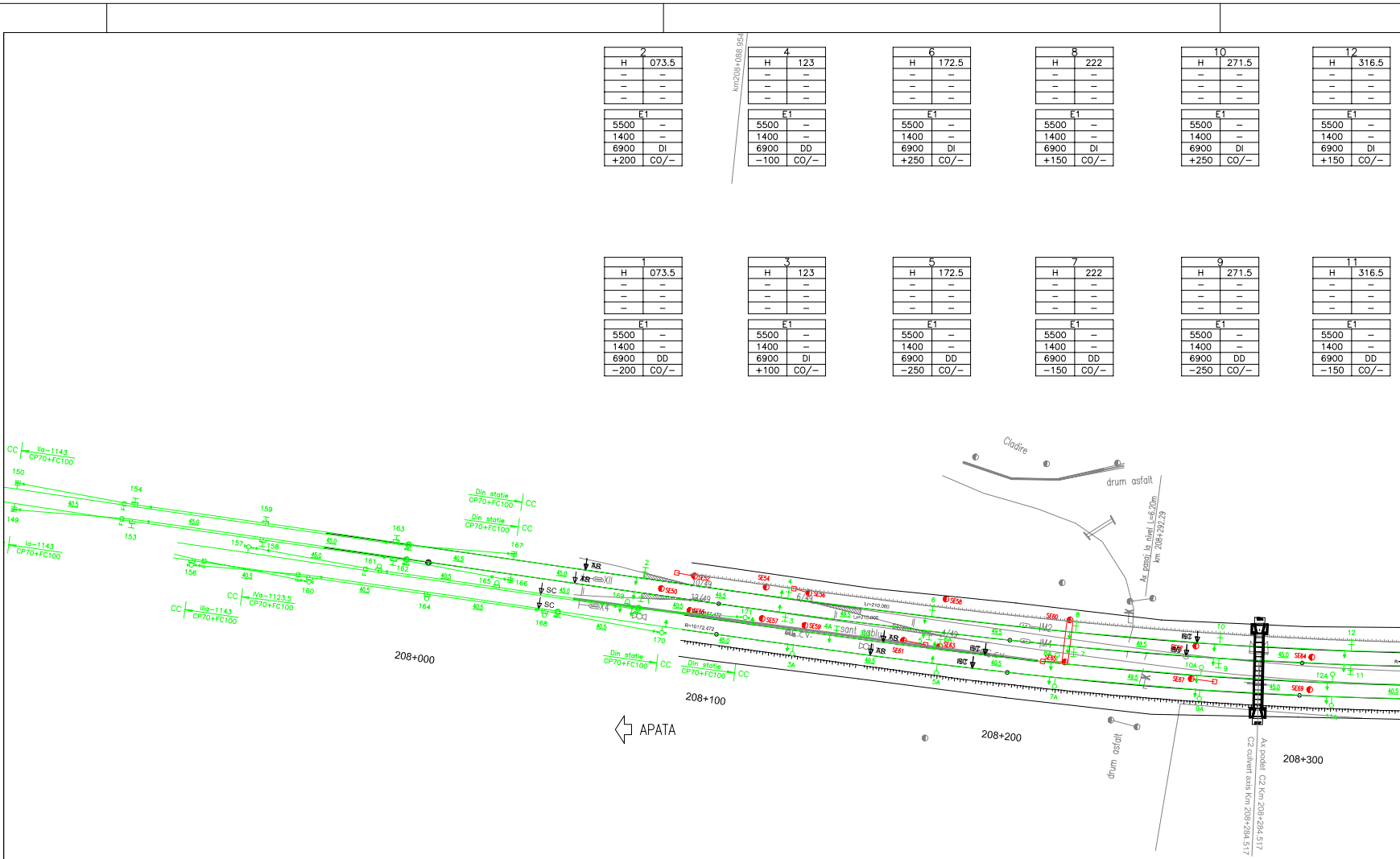
km208+088.954
CC
IIa–1143
CP70+FC100
150
149
Ia–1143
CP70+FC100
154
153
40.5
45.0
159
157
158
156
163
161
162
160
164
165
166
167
168
Din statie
CP70+FC100
CC
Din statie
CP70+FC100
CC
CC
IVa–1123.5
CP70+FC100
CC
IIIa–1143
CP70+FC100
SC
SC
XII
X4
169
170
171
2
1
3
4
4A
5
6
6A
7
8
8A
9
10
10A
11
12
12A
3A
5A
7A
9A
11A
SE50
SE52
SE54
SE56
SE57
SE58
SE59
SE60
SE61
SE62
SE63
SE64
SE65
SE66
SE67
SE69
10/49
13/49
6/49
4/49
49.5
R=10172.472
Lr=210.000
sant cablu
C.CV.
IM2
IM4
208+000
208+100
208+200
208+300
APATA
Cladire
drum asfalt
Ax pasaj la nivel L=6.20m
km 208+292.29
drum asfalt
Ax podet C2 Km 208+284.517
C2 culvert axis Km 208+284.517

4A	
H	140.5
–	–
–	–
–	–

E1	
5500	–
1400	–
6900	DI
+250	CO/–

6A	
H	176
–	–
–	–
–	–

E1	
5500	–
1400	–
6900	DD
–150	CO/–

8A	
SECP6	216.5
–	–
–	–
–	–

E1	
5500	–
1400	–
6900	DI
+250	CO/–

10A	
SECP6	266
–	–
–	–
–	–

E1	
5500	–
1400	–
6900	DI
+150	CO/–

12A	
SECP6	311
–	–
–	–
–	–

E1	
5500	–
1400	–
6900	DI
+250	CO/–

3A	
SECP6	126.5
–	–
–	–
–	–

E1	
5500	–
1400	–
6900	DD
–250	CO/–

5A	
SECP6	176
–	–
–	–
–	–

E1	
5500	–
1400	–
6900	DI
+150	CO/–

7A	
SECP6	216.5
–	–
–	–
–	–

E1	
5500	–
1400	–
6900	DD
–250	CO/–

9A	
SECP6	266
–	–
–	–
–	–

E1	
5500	–
1400	–
6900	DD
–150	CO/–

11A	
SECP6	311
–	–
–	–
–	–

E1	
5500	–
1400	–
6900	DD
–250	CO/–

14	
H	366
–	–
An	–
–	–

E1	
5500	–
1400	–
6900	DI
+250	CO/–

16	
H	415.5
–	–
–	–
–	–

E1	
5500	–
1400	–
6900	DI
+150	CO/–

18	
H	465
–	–
An	–
–	–

E1	
5500	–
1400	–
6900	DI
+250	CO/–

20	
H	514.5
–	–
–	–
–	–

E1	
5500	–
1400	–
6900	DI
+100	CO/–

22	
H	564
–	–
–	–
–	–

E1	
5500	–
1400	–
6900	DI
+250	CO/–

24	
H	609
–	–
–	–
–	–

E1	
5500	–
1400	–
6900	DD
–150	CO/–

26	
H	658.5
–	–
–	–
–	–

E1	
5500	–
1400	–
6900	DI
+200	CO/–

28	
H	708
–	–
–	–
–	–

E1	
5500	–
1400	–
6900	DD
–200	CO/–

30	
H	757.5
–	–
–	–
–	–

E1	
5500	–
1400	–
6900	DI
+200	CO/–

32	
H	807
–	–
–	–
–	–

E1	
5500	–
1400	–
6900	DI
0	CO/–

13	
H	366
–	–
An	–
–	–

E1	
5500	–
1400	–
6900	DD
–250	CO/–

15	
H	415.5
–	–
–	–
–	–

E1	
5500	–
1400	–
6900	DD
–150	CO/–

17	
H	465
–	–
An	–
–	–

E1	
5500	–
1400	–
6900	DD
–250	CO/–

19	
H	514.5
–	–
–	–
–	–

E1	
5500	–
1400	–
6900	DD
–100	CO/–

21	
H	564
–	–
–	–
–	–

E1	
5500	–
1400	–
6900	DD
–250	CO/–

23	
H	609
–	–
–	–
–	–

E1	
5500	–
1400	–
6900	DI
+150	CO/–

25	
H	658.5
–	–
–	–
–	–

E1	
5500	–
1400	–
6900	DD
–200	CO/–

27	
H	708
–	–
–	–
–	–

E1	
5500	–
1400	–
6900	DI
+200	CO/–

29	
H	757.5
–	–
–	–
–	–

E1	
5500	–
1400	–
6900	DD
–200	CO/–

31	
H	807
–	–
–	–
–	–

E1	
5500	–
1400	–
6900	DD
0	CO/–

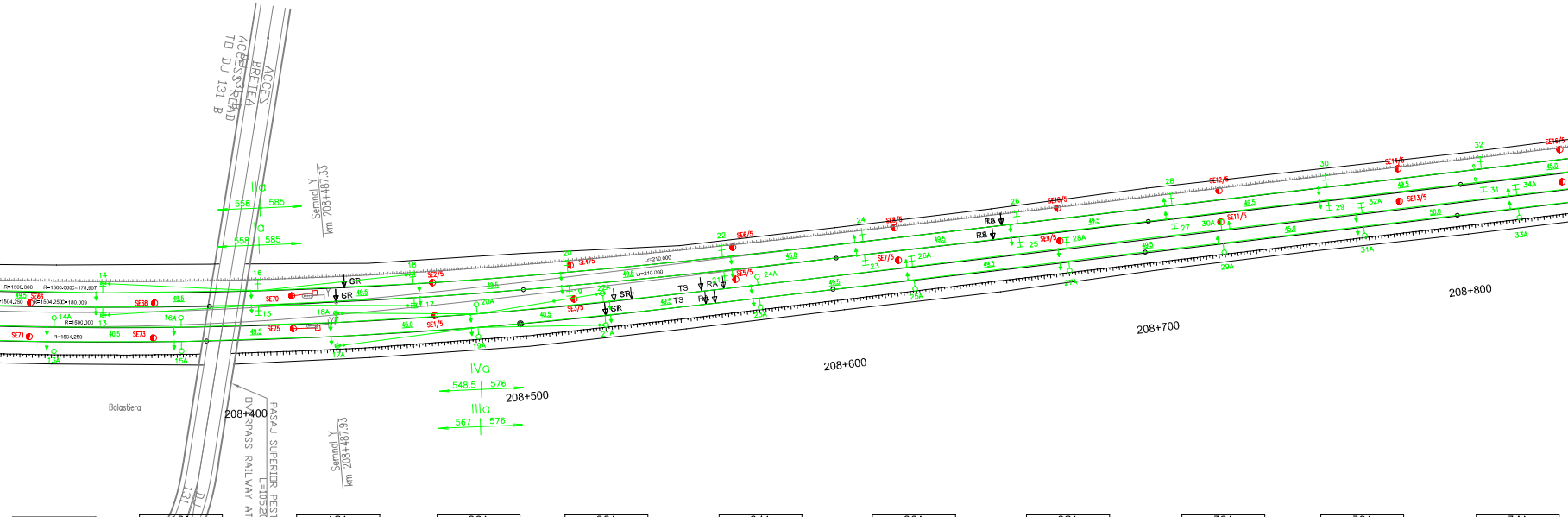
ACCES BREFEA
ACCESS ROAD TO DJ 131 B
IIa
558 585
Ia
558 585
Semnal Y km 208+487.33
R=1500.000
R=1500.000
L=178.907
R=1504.250
R=1504.250
L=180.009
R=1500.000
R=1504.250
SE66
SE68
SE70
SE71
SE73
SE75
SE1/5
SE2/5
SE3/5
SE4/5
SE5/5
SE6/5
SE7/5
SE8/5
SE9/5
SE10/5
SE11/5
SE12/5
SE13/5
SE14/5
SE16/5
GR
TS
RA
RS
Lr=210.000
49.5
40.5
45.0
50.0
14
16
18
20
22
24
26
28
30
32
13
15
17
19
21
23
25
27
29
31
14A
16A
18A
20A
22A
24A
26A
28A
30A
32A
34A
13A
15A
17A
19A
21A
23A
25A
27A
29A
31A
33A
IVa
548.5 576
IIIa
567 576
208+400
208+500
208+600
208+700
208+800
Balastiera
PASAJ SUPERIOR PESTE CF LA APATA L=105.2m
OVERPASS RAILWAY AT APATA L=105.2m
Semnal Y km 208+487.93
DJ 131
Pasaj superior km 208+405.181
Overpass km 208+405.181

14A	
SECP6	351.5
–	–
–	–
–	–

E1	
5500	–
1400	–
6900	DI
+150	CO/–

16A	
SECP6	392
–	–
–	–
–	–

−200	E1 CO/–
5500	–
1400	–
6900	DI
+250	CO/–

18A	
SECP6	441.5
–	–
An	–
–	–

E1	
5500	–
1400	–
6900	DI
+150	CO/–

20A	
SECP6	486.5
–	–
–	–
–	–

E1	
5500	–
1400	–
6900	DI
+250	CO/–

22A	
SECP6	527
–	–
An	–
–	–

E1	
5500	–
1400	–
6900	DI
+50	CO/–

24A	
SECP6	576.5
–	–
–	–
–	–

E1	
5500	–
1400	–
6900	DI
+200	CO/–

26A	
H	626
–	–
–	–
–	–

E1	
5500	–
1400	–
6900	DD
–200	CO/–

28A	
H	675.5
–	–
–	–
–	–

E1	
5500	–
1400	–
6900	DI
+200	CO/–

30A	
H	725
–	–
–	–
–	–

E1	
5500	–
1400	–
6900	DD
–200	CO/–

32A	
H	770
–	–
–	–
–	–

E1	
5500	–
1400	–
6900	DI
+200	CO/–

34A	
H	819.5
–	–
–	–
–	–

E1	
5500	–
1400	–
6900	DD
–200	CO/–

13A	
SECP6	351.5
–	–
–	–
–	–

E1	
5500	–
1400	–
6900	DD
–150	CO/–

15A	
SECP6	392
–	–
–	–
–	–

E1	
5500	–
1400	–
6900	DD
–250	CO/–

17A	
SECP6	441.5
–	–
An	–
–	–

E1	
5500	–
1400	–
6900	DD
–150	CO/–

19A	
SECP6	486.5
–	–
–	–
–	–

E1	
5500	–
1400	–
6900	DD
–250	CO/–

21A	
SECP6	527
–	–
An	–
–	–

E1	
5500	–
1400	–
6900	DD
–50	CO/–

23A	
SECP6	576.5
–	–
–	–
–	–

E1	
5500	–
1400	–
6900	DD
–200	CO/–

25A	
SECP6	626
–	–
–	–
–	–

E1	
5500	–
1400	–
6900	DI
+200	CO/–

27A	
SECP6	675.5
–	–
–	–
–	–

E1	
5500	–
1400	–
6900	DD
–200	CO/–

29A	
SECP6	725
–	–
–	–
–	–

E1	
5500	–
1400	–
6900	DI
+200	CO/–

31A	
SECP6	770
–	–
–	–
–	–

E1	
5500	–
1400	–
6900	DD
–200	CO/–

33A	
SECP6	819.5
–	–
–	–
–	–

E1	
5500	–
1400	–
6900	DI
+200	CO/–

34	
H	**852**
–	–
An	–
–	–

E1	
5500	–
1400	–
6900	DD
−200	CO/–

36	
H	901.5
–	–
–	–
–	–

E1	
5850	–
1450	–
7300	A
0	CO/–

E2	
5500	–
1400	–
6900	DI
+200	CO/–

38	
H	951
–	–
–	–
–	–

E1	
5500	–
1400	–
6900	DD
−200	CO/–

E2	
5850	–
1450	–
7300	A
0	CO/–

40	
H	**000.5**
–	–
An	–
–	–

E1	
5500	–
1400	–
6900	DI
+200	CO/–

42	
H	045.5
–	–
–	–
–	–

E1	
5500	–
1400	–
6900	DD
−200	CO/–

44	
H	095
–	–
–	–
–	–

E1	
5500	–
1400	–
6900	DI
+200	CO/–

46	
H	144.5
–	–
–	–
–	–

E1	
5500	–
1400	–
6900	DD
−200	CO/–

48	
H	194
–	–
–	–
–	–

E1	
5500	–
1400	–
6900	DI
+100	CO/–

50	
H	243.5
–	–
–	–
–	–

E1	
5500	–
1400	–
6900	DD
−250	CO/–

52	
H	288.5
–	–
–	–
–	–

E1	
5500	–
1400	–
6900	DD
−50	CO/–

54	
H	338
–	–
–	–
–	–

E1	
5500	–
1400	–
6900	DD
−250	CO/–

41	
H	045.5
–	–
–	–
–	–

E1	
5500	–
1400	–
6900	DI
+200	CO/–

43	
H	095
–	–
–	–
–	–

E1	
5500	–
1400	–
6900	DD
−200	CO/–

45	
H	144.5
–	–
–	–
–	–

E1	
5500	–
1400	–
6900	DI
+200	CO/–

47	
H	194
–	–
–	–
–	–

E1	
5500	–
1400	–
6900	DD
−100	CO/–

49	
H	243.5
–	–
–	–
–	–

E1	
5500	–
1400	–
6900	DI
+250	CO/–

51	
H	288.5
–	–
–	–
–	–

E1	
5500	–
1400	–
6900	DI
+50	CO/–

53	
H	338
–	–
–	–
–	–

E1	
5500	–
1400	–
6900	DI
+250	CO/–

33	
H	852
–	–
An	–
–	–

E1	
5500	–
1400	–
6900	DI
+200	CO/–

35	
H	901.5
–	–
–	–
–	–

E1	
5850	–
1450	–
7300	A
0	CO/–

E2	
5500	–
1400	–
6900	DD
−200	CO/–

37	
H	951
–	–
–	–
–	–

E1	
5500	–
1400	–
6900	DI
+200	CO/–

E2	
5850	–
1450	–
7300	A
0	CO/–

39	
H	000.5
–	–
An	–
–	–

E1	
5500	–
1400	–
6900	DD
−200	CO/–

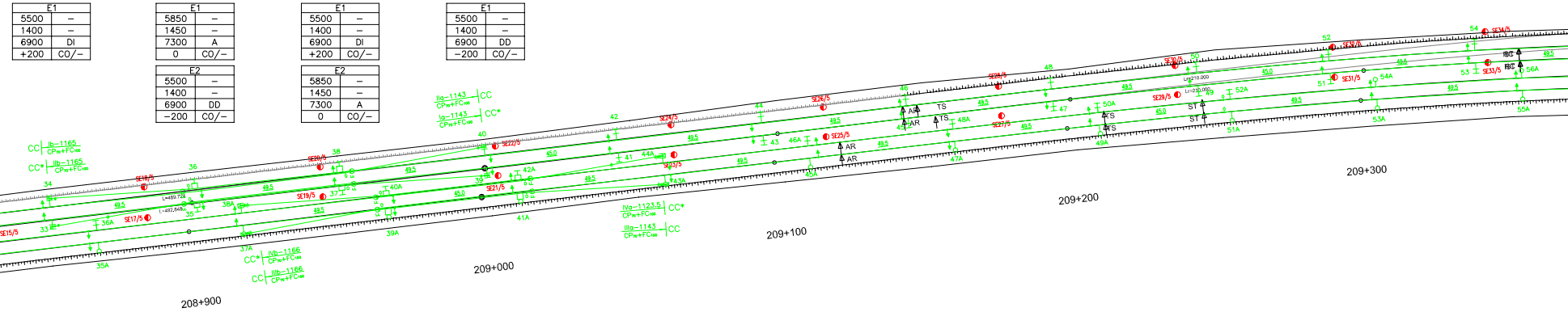

CC Ib–1165 CP70+FC100
CC* IIb–1165 CP70+FC100
IIa–1143 CP70+FC100 CC
Ia–1143 CP70+FC100 CC*
IVa–1123.5 CP70+FC100 CC*
IIIa–1143 CP70+FC100 CC
CC* IVb–1166 CP70+FC100
CC IIIb–1166 CP70+FC100
34
36
38
40
42
44
46
48
50
52
54
33
35
37
39
41
43
45
47
49
51
53
35A
36A
37A
38A
39A
40A
41A
42A
43A
44A
45A
46A
47A
48A
49A
50A
51A
52A
53A
54A
55A
56A
SE15/5
SE16/5
SE17/5
SE19/5
SE20/5
SE21/5
SE22/5
SE23/5
SE24/5
SE25/5
SE26/5
SE27/5
SE28/5
SE29/5
SE30/5
SE31/5
SE32/5
SE33/5
SE34/5
L=489.724
L=492.848
Lr=210.000
49.5
45.0
AR
TS
ST
RC
208+900
209+000
209+100
209+200
209+300

40A	
H	968
–	–
–	–
–	–

E1	
5850	–
1450	–
7300	A
0	CO/–

E2	
5500	–
1400	–
6900	DI
+200	CO/–

42A	
H	013
–	–
–	–
–	–

E1	
5500	–
1400	–
6900	DD
−200	CO/–

E2	
5850	–
1450	–
7300	A
0	CO/–

36A	
H	869
–	–
–	–
–	–

E1	
5500	–
1400	–
6900	ID
+200	CO/–

38A	
H	918.5
–	–
An	–
–	–

E1	
5500	–
1400	–
6900	DD
−200	CO/–

44A	
H	062.5
–	–
An	–
–	–

E1	
5500	–
1400	–
6900	DI
+200	CO/–

46A	
H	112
–	–
–	–
–	–

E1	
5500	–
1400	–
6900	DD
−200	CO/–

48A	
H	161.5
–	–
–	–
–	–

E1	
5500	–
1400	–
6900	DI
+150	CO/–

50A	
H	211
–	–
–	–
–	–

E1	
5500	–
1400	–
6900	DD
−250	CO/–

52A	
H	256
–	–
–	–
–	–

E1	
5500	–
1400	–
6900	DD
0	CO/–

54A	
SECP6	305.5
–	–
–	–
–	–

E1	
5500	–
1400	–
6900	DD
−250	CO/–

56A	
SECP6	355
–	–
–	–
–	–

E1	
5500	–
1400	–
6900	DD
−150	CO/–

39A	
SECP6	968
–	–
–	–
–	–

E1	
5850	–
1450	–
7300	A
0	CO/–

E2	
5500	–
1400	–
6900	DD
−200	CO/–

41A	
SECP6	013
–	–
–	–
–	–

E1	
5500	–
1400	–
6900	DI
+200	CO/–

E2	
5850	–
1450	–
7300	A
0	CO/–

35A	
SECP6	869
–	–
–	–
–	–

E1	
5500	–
1400	–
6900	DD
−200	CO/–

37A	
SECP6	918.5
–	–
An	–
–	–

E1	
5500	–
1400	–
6900	DI
+200	CO/–

43A	
SECP6	062.5
–	–
An	–
–	–

E1	
5500	–
1400	–
6900	DD
−200	CO/–

45A	
SECP6	112
–	–
–	–
–	–

E1	
5500	–
1400	–
6900	DI
+200	CO/–

47A	
SECP6	161.5
–	–
–	–
–	–

E1	
5500	–
1400	–
6900	DD
−150	CO/–

49A	
SECP6	211
–	–
–	–
–	–

E1	
5500	–
1400	–
6900	DI
+250	CO/–

51A	
SECP6	256
–	–
–	–
–	–

E1	
5500	–
1400	–
6900	DI
0	CO/–

53A	
SECP6	305.5
–	–
–	–
–	–

E1	
5500	–
1400	–
6900	DI
+250	CO/–

55A	
SECP6	355
–	–
–	–
–	–

E1	
5500	–
1400	–
6900	DI
+150	CO/–

56		58		60		62		64		66		68		70		72		74		76	
H	387.5	H	437	H	486.5	H	531.5	H	581	H	630.5	H	680	H	729.5	H	774.5	H	824	H	873.5
–	–	–	–	–	–	–	–	–	–	–	–	–	–	–	–	–	–	–	–	–	–
An	–	–	–	An	–	–	–	–	–	–	–	–	–	–	–	–	–	–	–	An	–
–	–	–	–	–	–	–	–	–	–	–	–	–	–	–	–	–	–	–	–	–	–
E1		E1		E1		E1		E1		E1		E1		E1		E1		E1		E1	
5500	–	5500	–	5500	–	5500	–	5500	–	5500	–	5500	–	5500	–	5500	–	5500	–	5500	–
1400	–	1400	–	1400	–	1400	–	1400	–	1400	–	1400	–	1400	–	1400	–	1400	–	1400	–
6900	DD	6900	DD	6900	DD	6900	DD	6900	DD	6900	DD	6900	DD	6900	DD	6900	DD	6900	DD	6900	DD
−150	CO/−	−250	CO/−	−150	CO/−	−250	CO/−	−150	CO/−	−250	CO/−	−250	CO/−	−150	CO/−	−250	CO/−	0	CO/−	−250	CO/−

55		57		59		61		63		65		67		69		71		73		75	
H	387.5	H	437	H	486.5	H	531.5	H	581	H	630.5	H	680	H	729.5	H	774.5	H	824	H	873.5
–	–	–	–	–	–	–	–	–	–	–	–	–	–	–	–	–	–	–	–	–	–
An	–	–	–	An	–	–	–	–	–	–	–	–	–	–	–	–	–	–	–	An	–
–	–	–	–	–	–	–	–	–	–	–	–	–	–	–	–	–	–	–	–	–	–
E1		E1		E1		E1		E1		E1		E1		E1		E1		E1		E1	
5500	–	5500	–	5500	–	5500	–	5500	–	5500	–	5500	–	5500	–	5500	–	5500	–	5500	–
1400	–	1400	–	1400	–	1400	–	1400	–	1400	–	1400	–	1400	–	1400	–	1400	–	1400	–
6900	DI	6900	DI	6900	DI	6900	DI	6900	DI	6900	DI	6900	DI	6900	DI	6900	DI	6900	DI	6900	DI
+150	CO/−	+250	CO/−	+150	CO/−	+250	CO/−	+150	CO/−	+250	CO/−	+250	CO/−	+150	CO/−	+250	CO/−	0	CO/−	+250	CO/−

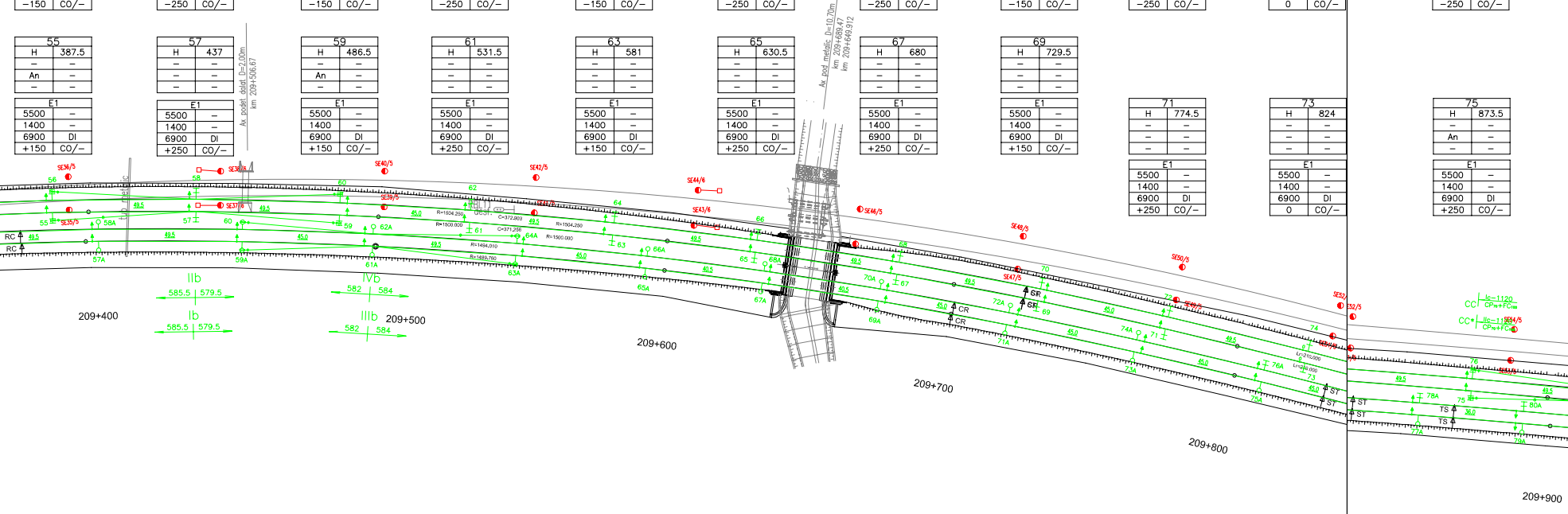
Ax podet dalat D=2,00m
km 209+506.67
Ax pod metalic D=10.70m
km 209+689.47
km 209+649.912
SE36/5
SE38/6
SE37/6
SE35/5
SE40/5
SE39/5
SE42/5
SE41/5
SE44/6
SE43/6
SE46/5
SE48/5
SE47/5
SE50/5
SE49/5
SE52/5
SE51/5
SE54/5
SE53/5
RC
RC
CR
CR
GR
GR
ST
ST
TS
TS
IIb
585.5 | 579.5
Ib
585.5 | 579.5
IVb
582 | 584
IIIb
582 | 584
209+400
209+500
209+600
209+700
209+800
209+900

58A		60A		62A		64A		66A		68A		70A		72A		74A		76A		78A		80A	
SECP6	404.5	SECP6	454	SECP6	499	SECP6	548.5	SECP6	593.5	SECP6	634	SECP6	674.5	SECP6	719.5	SECP6	764.5	H	809.5	H	854.5	H	890.5
–	–	–	–	–	–	–	–	–	–	–	–	–	–	–	–	–	–	–	–	–	–	–	–
–	–	An	–	–	–	An	–	–	–	–	–	–	–	–	–	–	–	–	–	–	–	–	–
–	–	–	–	–	–	–	–	–	–	–	–	–	–	–	–	–	–	–	–	–	–	–	–
E1		E1		E1		E1		E1		E1		E1		E1		E1		E1		E1		E1	
5500	–	5500	–	5500	–	5500	–	5500	–	5500	–	5500	–	5500	–	5500	–	5500	–	5500	–	5500	–
1400	–	1400	–	1400	–	1400	–	1400	–	1400	–	1400	–	1400	–	1400	–	1400	–	1400	–	1400	–
6900	DD	6900	DD	6900	DD	6900	DD	6900	DD	6900	DD	6900	DD	6900	DD	6900	DD	6900	DD	6900	DD	6900	DI
−250	CO/−	−150	CO/−	−250	CO/−	−150	CO/−	−250	CO/−	−150	CO/−	−250	CO/−	−150	CO/−	−250	CO/−	−50	CO/−	−250	CO/−	+200	CO/−

57A		59A		61A		63A		65A		67A		69A		71A		73A		75A		77A		79A	
SECP6	404.5	SECP6	454	SECP6	499	61A	548.5	SECP6	593.5	SECP6	634	SECP6	674.5	SECP6	719.5	SECP6	764.5	SECP6	809.5	SECP6	854.5	SECP6	890.5
–	–	–	–	–	–	–	–	–	–	–	–	–	–	–	–	–	–	–	–	–	–	–	–
–	–	An	–	–	–	An	–	–	–	–	–	–	–	–	–	–	–	–	–	–	–	–	–
–	–	–	–	–	–	–	–	–	–	–	–	–	–	–	–	–	–	–	–	–	–	–	–
E1		E1		E1		E1		E1		E1		E1		E1		E1		E1		E1		E1	
5500	–	5500	–	5500	–	5500	–	5500	–	5500	–	5500	–	5500	–	5500	–	5500	–	5500	–	5500	–
1400	–	1400	–	1400	–	1400	–	1400	–	1400	–	1400	–	1400	–	1400	–	1400	–	1400	–	1400	–
6900	DI	6900	DI	6900	DI	6900	DI	6900	DI	6900	DI	6900	DI	6900	DI	6900	DI	6900	DI	6900	DI	6900	DD
+250	CO/−	+150	CO/−	+250	CO/−	+150	CO/−	+250	CO/−	+150	CO/−	+250	CO/−	+150	CO/−	+250	CO/−	+50	CO/−	+250	CO/−	−200	CO/−

78	
H	923
–	–
–	–
–	–

E1	
5850	–
1450	–
7300	A
0	CO/–

E2	
5500	–
1400	–
6900	DI
+200	CO/–

80	
H	972.5
–	–
–	–
–	–

E1	
5500	–
1400	–
6900	DD
−200	CO/–

E2	
5850	–
1450	–
7300	A
0	CO/–

82	
H	017.5
–	–
An	–
–	–

E1	
5500	–
1400	–
6900	DI
+200	CO/–

84	
H	067
–	–
–	–
–	–

E1	
5500	–
1400	–
6900	DD
−200	CO/–

86	
H	116.5
–	–
–	–
–	–

E1	
5500	–
1400	–
6900	DI
+200	CO/–

88	
H	166
–	–
–	–
–	–

E1	
5500	–
1400	–
6900	DD
−200	CO/–

90	
H	211
–	–
–	–
–	–

E1	
5500	–
1400	–
6900	DI
+200	CO/–

92	
H	260.5
–	–
–	–
–	–

E1	
5500	–
1400	–
6900	DD
−200	CO/–

94	
H	310
–	–
–	–
–	–

E1	
5500	–
1400	–
6900	DI
+200	CO/–

96	
H	359.5
–	–
An	–
–	–

E1	
5500	–
1400	–
6900	DD
−100	CO/–

98	
H	409
–	–
–	–
–	–

E1	
5500	–
1400	–
6900	DI
+250	CO/–

100	
H	458.5
–	–
An	–
–	–

E1	
5500	–
1400	–
6900	DD
−100	CO/–

77	
H	923
–	–
–	–
–	–

E1	
5850	–
1450	–
7300	A
0	CO/–

E2	
5500	–
1400	–
6900	DD
−200	CO/–

79	
H	972.5
–	–
–	–
–	–

E1	
5500	–
1400	–
6900	DI
+200	CO/–

E2	
5850	–
1450	–
7300	A
0	CO/–

81	
H	017.5
–	–
An	–
–	–

E1	
5500	–
1400	–
6900	DD
−200	CO/–

83	
H	067
–	–
–	–
–	–

E1	
5500	–
1400	–
6900	DI
+200	CO/–

85	
H	116.5
–	–
–	–
–	–

E1	
5500	–
1400	–
6900	DD
−200	CO/–

87	
H	166
–	–
–	–
–	–

E1	
5500	–
1400	–
6900	DI
+200	CO/–

89	
H	211
–	–
–	–
–	–

E1	
5500	–
1400	–
6900	DD
−200	CO/–

91	
H	260.5
–	–
–	–
–	–

E1	
5500	–
1400	–
6900	DI
+200	CO/–

93	
H	310
–	–
–	–
–	–

E1	
5500	–
1400	–
6900	DD
−200	CO/–

95	
H	359.5
–	–
An	–
–	–

E1	
5500	–
1400	–
6900	DI
+100	CO/–

97	
H	409
–	–
–	–
–	–

E1	
5500	–
1400	–
6900	DD
−250	CO/–

99	
H	458.5
–	–
As	–
–	–

E1	
5500	–
1400	–
6900	DI
+100	CO/–

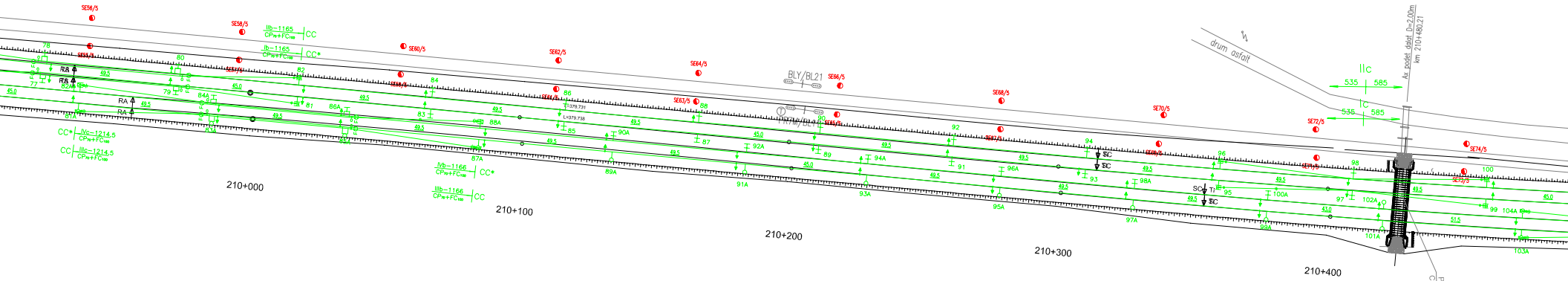
210+000
210+100
210+200
210+300
210+400
drum asfalt
BLY/BL21
IIc
535
585
Ic
535
585
IIb=1165 CP+FC
CC
Ib=1165 CP+FC
CC*
IIc=1214.5 CP+FC
CC*
IIIc=1214.5 CP+FC
CC
IVb=1166 CP+FC
CC*
IIIb=1166 CP+FC
CC
Ax podet dalot D=2.00m km 210+480.21
Podet C5 Km Pr 210+425
C5 Culvert Design Km 210+425
SE56/5
SE58/5
SE60/5
SE62/5
SE64/5
SE66/5
SE68/5
SE70/5
SE72/5
SE74/5
RA
SC
TI

84A	
H	985
–	–
–	–
–	–

E1	
5850	–
1450	–
7300	A
0	CO/–

E2	
5500	–
1400	–
6900	DI
+200	CO/–

86A	
H	034.5
–	–
–	–
–	–

E1	
5500	–
1400	–
6900	DD
−200	CO/–

E2	
5850	–
1450	–
7300	A
0	CO/–

82A	
H	935.5
–	–
An	–
–	–

E1	
5500	–
1400	–
6900	DD
−200	CO/–

88A	
H	084
–	–
An	–
–	–

E1	
5500	–
1400	–
6900	DI
+200	CO/–

90A	
H	133.5
–	–
–	–
–	–

E1	
5500	–
1400	–
6900	DD
−200	CO/–

92A	
H	183
–	–
–	–
–	–

E1	
5500	–
1400	–
6900	DI
+200	CO/–

94A	
H	928
–	–
–	–
–	–

E1	
5500	–
1400	–
6900	DD
−200	CO/–

96A	
H	277.5
–	–
–	–
–	–

E1	
5500	–
1400	–
6900	DI
+200	CO/–

98A	
H	327
–	–
–	–
–	–

E1	
5500	–
1400	–
6900	DD
−200	CO/–

100A	
H	376.5
–	–
–	–
–	–

E1	
5500	–
1400	–
6900	DI
+250	CO/–

102A	
SECP6	419.5
–	–
–	–
–	–

E1	
5500	–
1400	–
6900	DI
−50	CO/–

104A	
SECP6	471
–	–
As	–
–	–

E1	
5500	–
1400	–
6900	DI
+250	CO/–

83A	
SECP6	985
–	–
–	–
–	–

E1	
5850	–
1450	–
7300	A
0	CO/–

E2	
5500	–
1400	–
6900	DD
−200	CO/–

85A	
SECP6	034.5
–	–
–	–
–	–

E1	
5500	–
1400	–
6900	DI
+200	CO/–

E2	
5850	–
1450	–
7300	A
0	CO/–

81A	
SECP6	935.5
–	–
An	–
–	–

E1	
5500	–
1400	–
6900	DI
+200	CO/–

87A	
SECP6	084
–	–
An	–
–	–

E1	
5500	–
1400	–
6900	DD
−200	CO/–

89A	
SECP6	133.5
–	–
–	–
–	–

E1	
5500	–
1400	–
6900	DI
+200	CO/–

91A	
SECP6	183
–	–
–	–
–	–

E1	
5500	–
1400	–
6900	DD
−200	CO/–

93A	
SECP6	928
–	–
–	–
–	–

E1	
5500	–
1400	–
6900	DI
+200	CO/–

95A	
SECP6	277.5
–	–
–	–
–	–

E1	
5500	–
1400	–
6900	DD
−200	CO/–

97A	
SECP6	327
–	–
–	–
–	–

E1	
5500	–
1400	–
6900	DI
+200	CO/–

99A	
SECP6	376.5
–	–
–	–
–	–

E1	
5500	–
1400	–
6900	DD
−250	CO/–

101A	
SECP6	419.5
–	–
–	–
–	–

E1	
5500	–
1400	–
6900	DD
+50	CO/–

103A	
SECP6	471
–	–
An	–
–	–

E1	
5500	–
1400	–
6900	DD
−250	CO/–

102	
H	503.5
–	–
–	–
–	–

E1	
5500	–
1400	–
6900	DI
+250	CO/–

104	
H	553
–	–
–	–
–	–

E1	
5500	–
1400	–
6900	DD
–100	CO/–

106	
H	602.5
–	–
–	–
–	–

E1	
5500	–
1400	–
6900	DI
+250	CO/–

108	
H	652
–	–
–	–
–	–

E1	
5500	–
1400	–
6900	DD
–100	CO/–

110	
H	701.5
–	–
–	–
–	–

E1	
5500	–
1400	–
6900	DI
+250	CO/–

112	
H	751
–	–
–	–
–	–

E1	
5500	–
1400	–
6900	DD
–200	CO/–

114	
H	796
–	–
–	–
–	–

E1	
5500	–
1400	–
6900	DI
+200	CO/–

116	
H	845.5
–	–
An	–
–	–

E1	
5500	–
1400	–
6900	DD
–200	CO/–

118	
H	895
–	–
–	–
–	–

E1	
5850	–
1450	–
7300	A
0	CO/–

E2	
5500	–
1400	–
6900	DI
+200	CO/–

120	
H	944.5
–	–
–	–
–	–

E1	
5500	–
1400	–
6900	DD
–200	CO/–

E2	
5500	–
1450	–
7300	A
0	CO/–

122	
H	994
–	–
An	–
–	–

E1	
5500	–
1400	–
6900	DI
+250	CO/–

101	
H	503.5
–	–
–	–
–	–

E1	
5500	–
1400	–
6900	DD
–250	CO/–

103	
H	553
–	–
–	–
–	–

E1	
5500	–
1400	–
6900	DI
+100	CO/–

105	
H	602.5
–	–
–	–
–	–

E1	
5500	–
1400	–
6900	DD
–250	CO/–

107	
H	652
–	–
–	–
–	–

E1	
5500	–
1400	–
6900	DI
+100	CO/–

109	
H	701.5
–	–
–	–
–	–

E1	
5500	–
1400	–
6900	DD
–250	CO/–

111	
H	751
–	–
–	–
–	–

E1	
5500	–
1400	–
6900	DI
+200	CO/–

113	
H	796
–	–
–	–
–	–

E1	
5500	–
1400	–
6900	DD
–200	CO/–

115	
H	845.5
–	–
An	–
–	–

E1	
5500	–
1400	–
6900	DI
+200	CO/–

117	
H	895
–	–
–	–
–	–

E1	
5850	–
1450	–
7300	A
0	CO/–

E2	
5500	–
1400	–
6900	DD
–200	CO/–

119	
H	944.5
–	–
–	–
–	–

E1	
5500	–
1400	–
6900	DI
+200	CO/–

E2	
5850	–
1450	–
7300	A
0	CO/–

121	
H	994
–	–
An	–
–	–

E1	
5500	–
1400	–
6900	DD
–250	CO/–

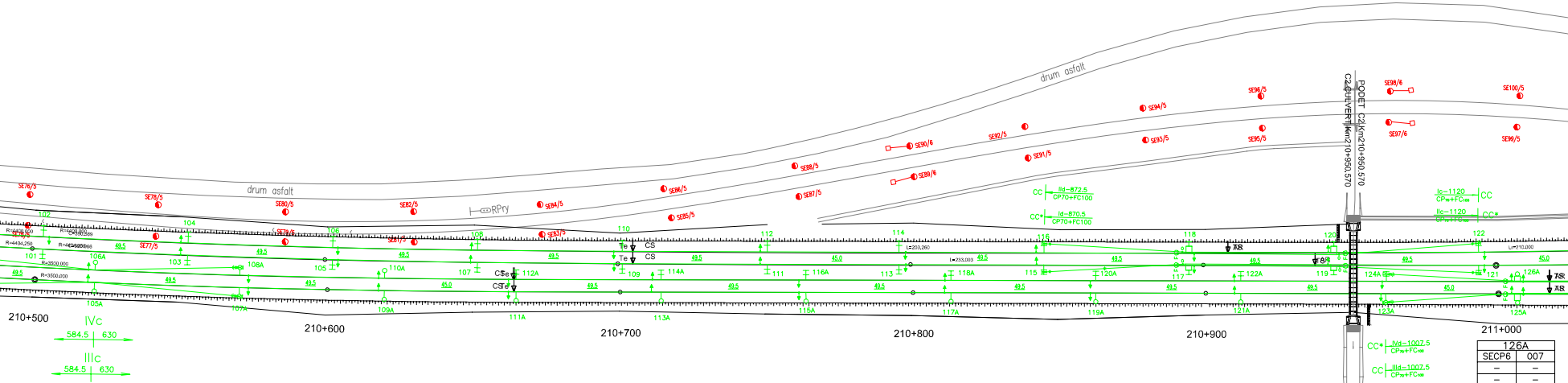
drum asfalt
drum asfalt
RPry
PODET C2 Km210+950.570
C2 CULVERT Km210+950.570
CS
CS
210+500
210+600
210+700
210+800
210+900
211+000
IVc
584.5 | 630
IIIc
584.5 | 630
CC | IId–872.5 CP70+FC100
CC* | Id–870.5 CP70+FC100
Ic–1120 | CC
IIc–1120 | CC*
CC* | IVd–1007.5 CP70+FC100
CC | IIId–1007.5 CP70+FC100
101
102
103
104
105
106
107
108
109
110
111
112
113
114
115
116
117
118
119
120
121
122
105A
106A
107A
108A
109A
110A
111A
112A
113A
114A
115A
116A
117A
118A
119A
120A
121A
122A
123A
124A
125A
126A
49.5
45.0

106A	
SECP6	520.5
–	–
–	–
–	–

E1	
5500	–
1400	–
6900	DI
–50	CO/–

108A	
SECP6	570
–	–
An	–
–	–

E1	
5500	–
1400	–
6900	DI
+250	CO/–

110A	
SECP6	619.5
–	–
–	–
–	–

E1	
5500	–
1400	–
6900	DI
–50	CO/–

112A	
H	664.5
–	–
–	–
–	–

E1	
5500	–
1400	–
6900	DI
+250	CO/–

114A	
H	714
–	–
–	–
–	–

E1	
5500	–
1400	–
6900	DD
–200	CO/–

116A	
H	763.5
–	–
–	–
–	–

E1	
5500	–
1400	–
6900	DI
+200	CO/–

118A	
H	813
–	–
–	–
–	–

E1	
5500	–
1400	–
6900	DD
–200	CO/–

120A	
H	862.5
–	–
–	–
–	–

E1	
5500	–
1400	–
6900	DI
+200	CO/–

122A	
H	912
–	–
–	–
–	–

E1	
5500	–
1400	–
6900	DD
–200	CO/–

124A	
H	961.5
–	–
As	–
–	–

E1	
5500	–
1400	–
6900	DI
+200	CO/–

126A	
SECP6	007
–	–
–	–
–	–

E1	
6000	–
1300	–
7300	A
–350	CO/–

E2	
5500	–
1400	–
6900	DD
–150	CO/–

125A	
SECP6	007
–	–
–	–
–	–

E1	
6000	–
1300	–
7300	A
+350	CO/–

E2	
5500	–
1400	–
6900	DI
+150	CO/–

105A	
SECP6	520.5
–	–
–	–
–	–

E1	
5500	–
1400	–
6900	DD
+50	CO/–

107A	
SECP6	570
–	–
An	–
–	–

E1	
5500	–
1400	–
6900	DD
–250	CO/–

109A	
SECP6	619.5
–	–
–	–
–	–

E1	
5500	–
1400	–
6900	DD
+50	CO/–

111A	
SECP6	664.5
–	–
–	–
–	–

E1	
5500	–
1400	–
6900	DD
–250	CO/–

113A	
SECP6	714
–	–
–	–
–	–

E1	
5500	–
1400	–
6900	DI
+200	CO/–

115A	
SECP6	763.5
–	–
–	–
–	–

E1	
5500	–
1400	–
6900	DD
–200	CO/–

117A	
SECP6	813
–	–
–	–
–	–

E1	
5500	–
1400	–
6900	DI
+200	CO/–

119A	
SECP6	862.5
–	–
–	–
–	–

E1	
5500	–
1400	–
6900	DD
–200	CO/–

121A	
SECP6	912
–	–
–	–
–	–

E1	
5500	–
1400	–
6900	DI
+200	CO/–

123A	
SECP6	961.5
–	–
As	–
–	–

E1	
5500	–
1400	–
6900	DD
–200	CO/–

124	
H	039
–	–
–	–
–	–
E1	
5500	–
1400	–
6900	DI
−50	CO/–

126	
H	088.5
–	–
–	–
–	–
E1	
5500	–
1400	–
6900	DI
+250	CO/–

128	
H	138
–	–
–	–
–	–
E1	
5500	–
1400	–
6900	DI
+150	CO/–

130	
H	187.5
–	–
–	–
–	–
E1	
5500	–
1400	–
6900	DI
+250	CO/–

132	
H	237
–	–
An	–
–	–
E1	
5500	–
1400	–
6900	DI
+150	CO/–

134	
H	282
–	–
–	–
–	–
E1	
5500	–
1400	–
6900	DI
+250	CO/–

136	
H	331.5
–	–
An	–
–	–
E1	
5500	–
1400	–
6900	DI
+150	CO/–

138	
H	381
–	–
–	–
–	–
E1	
5500	–
1400	–
6900	DI
+250	CO/–

140	
H	430.5
–	–
–	–
–	–
E1	
5500	–
1400	–
6900	DI
+150	CO/–

142	
H	480
–	–
–	–
–	–
E1	
5500	–
1400	–
6900	DI
+250	CO/–

144	
H	525
–	–
–	–
–	–
E1	
5500	–
1400	–
6900	DI
+150	CO/–

146	
H	574.5
–	–
As	–
–	–
E1	
5500	–
1400	–
6900	DI
+250	CO/–

148	
H	610.5
–	–
–	–
–	–
E1	
6000	–
1300	–
7300	A
−100	CPS/–
E2	
5500	–
1400	–
6900	DI
+100	CPS/–

150	
H	647
–	–
–	–
–	–
E1	
5500	–
1300	–
6800	DI
+150	CPS/–
E2	
5500	–
2000	–
7500	DI
+350	CPS/–

141	
H	480
–	–
–	–
–	–
E1	
5500	–
1400	–
6900	DD
−250	CO/–

143	
H	525
–	–
–	–
–	–
E1	
5500	–
1400	–
6900	DD
−150	CO/–

145	
H	572
–	–
As	–
–	–
E1	
5500	–
1400	–
6900	DD
−250	CO/–

123	
H	039
–	–
–	–
–	–
E1	
5500	–
1400	–
6900	DD
+50	CO/–

125	
H	088.5
–	–
–	–
–	–
E1	
5500	–
1400	–
6900	DD
−250	CO/–

127	
H	138
–	–
–	–
–	–
E1	
5500	–
1400	–
6900	DD
−150	CO/–

129	
H	187.5
–	–
–	–
–	–
E1	
5500	–
1400	–
6900	DD
−250	CO/–

131	
H	237
–	–
An	–
–	–
E1	
5500	–
1400	–
6900	DD
−150	CO/–

133	
H	282
–	–
–	–
–	–
E1	
5500	–
1400	–
6900	DD
−250	CO/–

135	
H	331.5
–	–
An	–
–	–
E1	
5500	–
1400	–
6900	DD
−150	CO/–

137	
H	381
–	–
–	–
–	–
E1	
5500	–
1400	–
6900	DD
−250	CO/–

139	
H	430.5
–	–
–	–
–	–
E1	
5500	–
1400	–
6900	DD
−150	CO/–

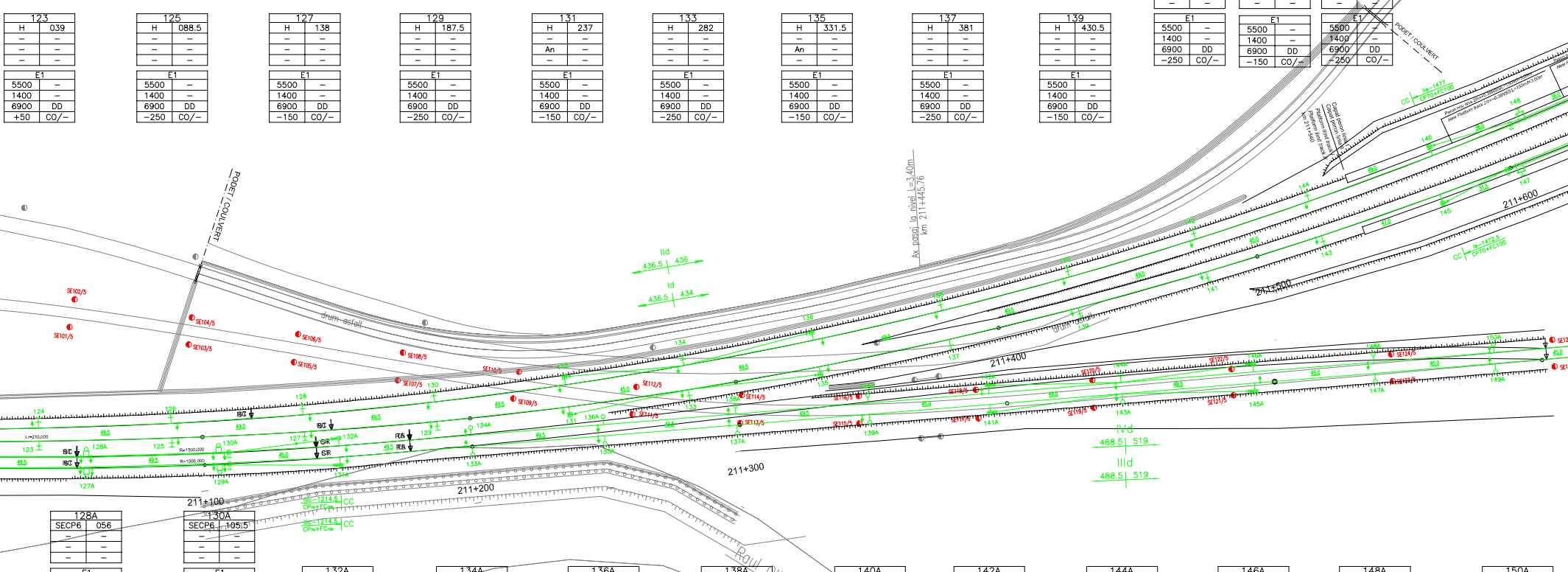
PODET / COULVERT
drum asfalt
Ax pasaj la nivel L=3.40m
km 211+445.76
Capat peron linia
Platform limit track
km 211+540
PODET / COULVERT
IId
436.5 436
Id
436.5 434
IVd
488.5 519
IIId
488.5 519
211+100
211+200
211+300
211+400
211+500
211+600
IVc−1214.5 CP70+FC100 CC
IIIc−1214.5 CP70+FC100 CC
CC IIe−1472 CP70+FC100
CC IIc−1472.5 CP70+FC100
R=1500.000
R=1506.000
L=210.000
SE101/5
SE102/5
SE103/5
SE104/5
SE105/5
SE106/5
SE107/5
SE108/5
SE109/5
SE110/5
SE111/5
SE112/5
SE113/5
SE114/5
SE115/5
SE116/5
SE117/5
SE118/5
SE119/5
SE120/5
SE121/5
SE122/5
SE123/5
SE124/5
123
124
125
126
127
128
129
130
131
132
133
134
135
136
137
138
139
140
141
142
143
144
145
146
147
148
127A
128A
129A
130A
131A
132A
133A
134A
135A
136A
137A
138A
139A
140A
141A
142A
143A
144A
145A
146A
147A
148A
149A
150A
49.5
45.0
49.0
drum asfalt
Raul Olt
Raul Olt

128A	
SECP6	056
–	–
–	–
–	–
E1	
5500	–
1300	–
6800	DI
+150	CO/–
E2	
5500	–
2000	–
7500	DI
+350	CO/–

130A	
SECP6	105.5
–	–
–	–
–	–
E1	
5500	–
1400	–
6900	DI
+250	CO/–
E2	
6000	–
1300	–
7300	A
+450	CO/–

132A	
SECP6	150.5
–	–
An	–
–	–
E1	
5500	–
1400	–
6900	DI
+200	CO/–

134A	
SECP6	200
–	–
–	–
–	–
E1	
5500	–
1400	–
6900	DI
−150	CO/–

136A	
SECP6	249.5
–	–
–	–
–	–
E1	
5500	–
1400	–
6900	DI
+200	CO/–

138A	
SECP6	299
–	–
–	–
–	–
E1	
5500	–
1400	–
6900	DD
−200	CO/–

140A	
SECP6	348.5
–	–
–	–
–	–
E1	
5500	–
1400	–
6900	DI
+200	CO/–

142A	
SECP6	393.5
–	–
An	–
–	–
E1	
5500	–
1400	–
6900	DD
−200	CO/–

144A	
SECP6	443
–	–
–	–
–	–
E1	
5500	–
1400	–
6900	DI
+200	CO/–

146A	
SECP6	492.5
–	–
An	–
–	–
E1	
5500	–
1400	–
6900	DD
−200	CO/–

148A	
SECP6	537.5
–	–
–	–
–	–
E1	
5500	–
1400	–
6900	DI
+200	CO/–

150A	
SECP6	582.5
–	–
–	–
–	–
E1	
5500	–
1400	–
6900	DD
−200	CO/–

127A	
SECP6	056
–	–
–	–
–	–
E1	
5500	–
2000	–
7500	DD
−150	CO/–
E2	
5500	–
1300	–
6800	DD
−350	CO/–

129A	
SECP6	105.5
–	–
–	–
–	–
E1	
5500	–
1400	–
6900	DD
−250	CO/–
E2	
6000	–
1300	–
6900	A
−450	CO/–

131A	
SECP6	150.5
–	–
An	–
–	–
E1	
5500	–
1400	–
6900	DD
−200	CO/–

133A	
SECP6	200
–	–
–	–
–	–
E1	
5500	–
1400	–
6900	DD
+150	CO/–

135A	
SECP6	249.5
–	–
–	–
–	–
E1	
5500	–
1400	–
6900	DD
−200	CO/–

137A	
SECP6	299
–	–
–	–
–	–
E1	
5500	–
1400	–
6900	DI
+200	CO/–

139A	
SECP6	348.5
–	–
–	–
–	–
E1	
5500	–
1400	–
6900	DD
−200	CO/–

141A	
SECP6	393.5
–	–
An	–
–	–
E1	
5500	–
1400	–
6900	DI
+200	CO/–

143A	
SECP6	443
–	–
–	–
–	–
E1	
5500	–
1400	–
6900	DD
−200	CO/–

145A	
SECP6	492.5
–	–
An	–
–	–
E1	
5500	–
1400	–
6900	DI
+200	CO/–

147A	
SECP6	537.5
–	–
–	–
–	–
E1	
5500	–
1400	–
6900	DD
−200	CO/–

149A	
SECP6	582.5
–	–
–	–
–	–
E1	
5500	–
1400	–
6900	DI
+200	CO/–


Ax reazem/Supporting axis
Zid garda/Guard wall
km 211+734.32
Ax reazem/Supporting axis
Zid garda/Guard wall
km 211+729.15
Capat peron limita
Platform limit track
km 211+690
IId–872.5
CP70+FC100
CC
Id–870.5
CP70+FC100
CC
V1
V2
V3
V4
V5
V6
V7
V9
45.0
31.0
36.0
40.5
211+700
211+800
211+900
2/4
147
149
150
151
152
153
154
152A
151A
154A
153A
156A
155A
158A
157A
160A
159A
162A
161A
164A
163A
166A
165A
168A
167A
170A
169A
BL23/BL12
BL22/BL13
SE127/5
SE128/5
SE129/5
SE130/5
SE131/5
SE132/5
SE133/6
SE134/6
SE135/5
SE136/5
SE137/5
SE138/5
SE139/6
SE140/6
SE142/5
SE143/5
CC
IVe–580.5
CP70+FC100
CC
IIIe–580.5
CP70+FC100
IVd–1007.5
CP70+FC100
CC
IIId–1007.5
CP70+FC100
CC
48.0
AUGUSTIN

152	
H	683.5
–	–
–	–
–	–

E1	
5500	–
1400	–
6900	DI
+200	CPS/–

E2	
6000	–
1300	–
7300	A
+400	CPS/–

154	
H	720
–	–
As	–
–	–

E1	
5500	–
1400	–
6900	DI
+150	CO/–

149	
H	644
–	–
–	–
–	–

E1	
5500	–
2000	–
7500	DD
–150	CPS/–

E2	
5500	–
1300	–
6800	DD
–350	CPS/–

151	
H	684.5
–	–
–	–
–	–

E1	
5500	–
1400	–
6900	DD
–200	CPS/–

E2	
6000	–
1300	–
6900	A
–400	CPS/–

153	
H	716
–	–
As	–
–	–

E1	
5500	–
1400	–
6900	DD
–150	CO/–

147	
H	603.5
–	–
–	–
–	–

E1	
6000	–
1300	–
7500	A
+50	CPS/–

E2	
5500	–
1400	–
6900	DD
–100	CPS/–

164A	
SECP6	879.5
–	–
–	–
–	–

E1	
5850	–
1450	–
7300	A
0	CO/–

E2	
5500	–
1400	–
6900	DI
+200	CO/–

166A	
SECP6	924.5
–	–
–	–
–	–

E1	
5500	–
1400	–
6900	DD
–200	CO/–

E2	
5850	–
1450	–
7300	A
0	CO/–

152A	
SECP6	627.5
–	–
–	–
–	–

E1	
5500	–
1400	–
6900	DI
+200	CO/–

154A	
SECP6	668
–	–
–	–
–	–

E1	
5500	–
1400	–
6900	DD
–200	CO/–

156A	
SECP6	708.5
–	–
–	–
–	–

E1	
5500	–
1400	–
6900	DI
+200	CO/–

158A	
SECP6	753.5
–	–
–	–
–	–

E1	
5500	–
1400	–
6900	DD
–200	CO/–

160A	
SECP6	794
–	–
–	–
–	–

E1	
5500	–
1400	–
6900	DI
+200	CO/–

162A	
SECP6	834.5
–	–
An	–
–	–

E1	
5500	–
1400	–
6900	DD
–200	CO/–

168A	
SECP6	969.5
–	–
An	–
–	–

E1	
5500	–
1400	–
6900	DI
+200	CO/–

170A	
SECP6	014.5
–	–
–	–
–	–

E1	
5500	–
1400	–
6900	DD
0	CO/–

163A	
SECP6	879.5
–	–
–	–
–	–

E1	
5850	–
1450	–
7300	A
0	CO/–

E2	
5500	–
1400	–
6900	DD
–200	CO/–

165A	
SECP6	924.5
–	–
–	–
–	–

E1	
5500	–
1400	–
6900	DI
+200	CO/–

E2	
5850	–
1450	–
7300	A
0	CO/–

151A	
SECP6	627.5
–	–
–	–
–	–

E1	
5500	–
1400	–
6900	DD
–200	CO/–

153A	
SECP6	668
–	–
–	–
–	–

E1	
5500	–
1400	–
6900	DI
+200	CO/–

155A	
SECP6	708.5
–	–
–	–
–	–

E1	
5500	–
1400	–
6900	DD
–200	CO/–

157A	
SECP6	753.5
–	–
–	–
–	–

E1	
5500	–
1400	–
6900	DI
+200	CO/–

159A	
SECP6	794
–	–
–	–
–	–

E1	
5500	–
1400	–
6900	DD
–200	CO/–

161A	
SECP6	834.5
–	–
An	–
–	–

E1	
5500	–
1400	–
6900	DI
+200	CO/–

167A	
SECP6	969.5
–	–
An	–
–	–

E1	
5500	–
1400	–
6900	DD
–200	CO/–

169A	
SECP6	014.5
–	–
–	–
–	–

E1	
5500	–
1400	–
6900	DI
0	CO/–

LEGENDA / LEGEND



Stâlp metalic H cu o consolă
Metallic H pole with one cantilever

Stâlp metalic H cu două console
Metallic H pole with two cantilevers

Stâlp metalic H cu trei console
Metallic H pole with three cantilevers

Stâlp metalic H cu două console jumelate
Metallic H pole with two twin cantilevers

Stalp metalic H cu ancora pentru catenara
Metallic H pole with anchoring for catenary

Stâlp metalic Mu cu o consolă specială
Metallic Mu pole with one special cantilever

Consolă pe pinten metalic
Cantilever on drop bracket

2 console pe pinten metalic
2 cantilevers on drop bracket

3 console pe pinten metalic
3 cantilevers on drop bracket

Traversă metalică pe stâlpi metalici tip H
Gantry beam on metallic H poles

Izolator de secționare
Sectioning insulator

Izolator de separare electrică în suspensia catenară
Insulator for electric separation into catenary

Linie de contact proiectată
Projected contact line

Stâlp existent care se va demonta
Existing pole that will be desmounted

Stâlp existent cu ancoră, care se va demonta
Existing pole with anchor that will be desmounted

Traversă metalică pe stâlpi din beton, care se va demonta
Gantry beam on concrete poles, that will desmounted

Stâlp SECP6 nou
New SECP6 pole

H	Stâlp metalic H / Metallic H pole
Mu	Stâlp metalic MU / Metallic MU pole
An	Ancoră la nivel / Level anchor
As	Ancoră supraînălțată / Superelevated anchor
DD	Fixator direct tip DD / Pull-off steady arm type DD
DCM	Fixator direct tip DCM / Pull-off steady arm type DCM
DCA	Fixator direct tip DCA / Pull-off steady arm type DCA
DI	Fixator invers tip DI / Push-off steady arm type DI
ICM	Fixator invers tip ICM / Push-off steady arm type ICM
ICA	Fixator invers tip ICA / Push-off steady arm type ICA
FID	Fixator izolat pe stâlp metalic MU / Insulated steady arm on MU pole
A	Fixator de ancorare / Anchoring steady arm
CO	Consolă cu izolator compozit / Cantilever with compozit insulator
CS	Consolă specială pentru stâlp MU / Special cantilever for MU pole
CP	Consolă izolată pentru pinten metalic / Insulated cantilever for metallic drop tube
CPS	Consolă izolată cu prelungitor scurt / Insulated cantilever with short stand-off bracket
CPL	Consolă izolată cu prelungitor lung / Insulated cantilever with long stand-off bracket

[CC*]
[CC]
[SC]
[R]

N-L — Zonă de ancorare
CP+FC — Anchoring area

CC	ancorare complet compensată cu contragreutăți din beton / full compensated anchoring with concrete counterweights
CC*	ancorare complet compensată cu contragreutăți din fonta / full compensated anchoring with cast iron counterweights
SC	ancorare semi-compensată cu contragreutăți din beton / half compensated anchoring with concrete counterweights
R	ancorare rigidă / rigid anchoring
N	numărul zonei / area number
L	lungimea zonei / area lenght
CP+FC	tipul catenarei / catenary type

	C		
NUMĂR STÂLP POLE NUMBER			
TIP STÂLP TYPE OF POLE	1	2	PICHET STÂLP (POZIȚIA HECTOMETRICĂ) POLE LOCATION
GABARIT STÂLP GAUGE	3	4	TIP FUNDAȚIE STÂLP TYPE OF POLE FOUNDATION
TIP ANCORĂ TYPE OF ANCHOR	5	6	H STÂLP (DISTANȚA DINTRE NSS ȘI VÂRF) MOUNTING HEIGHT OF POLE (DISTANCE FROM TOP OF RAIL TO TOP OF MAST)
TIP FUNDAȚIE ANCORĂ TYPE OF ANCHOR FOUNDATION	7	8	LUNGIME STÂLP LENGHT OF POLE

	E		
HFC CONTACT WIRE HEIGHT	1	2	D (DISTANȚA DINTRE BRIDELE CONSOLEI) D (INSTALLATION HEIGHT)
ÎNALTIME CONSTRUCTIVA SYSTEM HEIGHT	3	4	SUPRAÎNALTAREA CAII SUPER ELEVATION
HCP MESSENGER WIRE HEIGHT	5	6	TIP FIXATOR STEADY ARM TYPE
ZIG-ZAG CONTACT WIRE STAGER	7	8/9	TIP CONSOLA / TIP PENDULA (ÎN NOD) CANTILEVER TYPE / DORPPERS TYPE

NOTA / NOTE:

SEMNIFICAȚIA CULORILOR FOLOSITE ÎN PREZENTAREA PLANULUI DE LINIE DE CONTACT ESTE URMĂTOAREA:

- verde - elemente noi ale liniei de contact aeriene
- rosu- elemente existente ale liniei de contact aeriene
- negru - elemente noi care aparțin altor specialități
- gri - elemente existente ale planului de situație

THE SIGNIFICATION OF COLORS USED TO PRESENT THE CONTACT LINE DRAWING:

- green - new elements of the overhead contact line
- red- existent elements of the overhead contact line
- black - new elements of others specialities
- grey - existing elements of the layout plan

- Linia de contact în tunel se va adapta în funcție de instalațiile prevăzute în schema de siguranță a tunelului (project ITALFERR)
- Contact line in the tunnel will be adapted according to the equipments provided in the tunnel safety scheme (project ITALFERR)

Indice Index	Data Date	Modificare Modification/Revision	Proiectant Designer	Aprobat Consultant Approved Consultant	Aprobat CFR Approved CFR

GUVERNUL ROMANIEI
ROMANIAN GOVERNMENT

PROIECT FINANȚAT DE UNIUNEA EUROPEANĂ
EUROPEAN UNION FINANCED PROJECT

CLIENT / CLIENT

C.N.C.F. "C.F.R." - S.A.

CONSULTANT / CONSULTANT

			Data Date	Semnătură Signature
Aprobat Approved	Șef proiect Project manager	R. Lluzza	12.2011	
Aprobat Approved	Coordonator Secțiune 1 Section 1 Coordinator	C. Gambelli	12.2011	
Verificat Checked	Expert Verificator Checking Expert	G. Buffarini	12.2011	

SUBCONTRACTANT / SUBCONTRACTOR

Aprobat Approved	Responsabil Subcontractant Subcontractor Responsible	A. Stanciu - Dinulescu	12,2011	
Întocmit Elaborated	Proiectant Designer	D. Dan	12.2011	

Reabilitarea liniei de cale ferata Brașov - Simeria, parte componentă a coridorului IV Pan European,
pentru circulația trenurilor cu viteza maximă de 160 km/h,
Tronsonul : Brașov - Sighișoara
Rehabilitation of the railway line Brașov - Simeria, component Part of the IV Pan-European Corridor,
for the trains circulation with maximum speed of 160 km/h ,
Section : Brașov - Sighișoara

Proiect/Project
2004/RO/16/P/PA/003

Faza / Phase:
P.Th. / T.D.

Denumire desen / Drawing Title :

Interval Apața-Racoş - Plan de situație Linie de Contact Demontări-Montări
Apața-Racoş Interval - OCL layout plan Dismounting-Mounting
Km 208+100 + Km 220+900

Codificare / Codification System	Scara / Scale 1:1000	LOT / LOT	Nr. / No 01 / 04

E A 5 1 | 0 1 | C | 1 0 | L 7 | L C | 0 1 | 0 | 1 | 0 0 2 | 2

420 x 4600

V2		V4		V6		V8		V10		V12		V14		V16	
H	765.5	H	797	H	828	H	859.5	H	891	H	922.5	H	954	H	985.5
–	–	–	–	–	–	–	–	–	–	–	–	–	–	–	–
–	–	–	–	–	–	–	–	–	–	–	–	–	–	–	–
–	–	–	–	–	–	–	–	–	–	–	–	–	–	–	–
E1		E1		E1		E1		E1		E1		E1		E1	
5500	–	5500	–	5500	–	5500	–	5500	–	5500	–	5500	–	5500	–
1400	–	1400	–	1400	–	1400	–	1400	–	1400	–	1400	–	1400	–
6900	DI	6900	DI	6900	DI	6900	DD	6900	DI	6900	DD	6900	DI	6900	DD
+250	CO/–	−50	CO/–	+250	CO/–	−50	CO/–	+250	CO/–	−50	CO/–	+250	CO/–	−50	CO/–

V18		V20		V22		V24		V26		V28		V30	
H	017	H	048.5	H	080	H	111.5	H	143	H	174.5	H	206
–	–	–	–	–	–	–	–	–	–	–	–	–	–
–	–	–	–	–	–	–	–	–	–	–	–	–	–
–	–	–	–	–	–	–	–	–	–	–	–	–	–
E1		E1		E1		E1		E1		E1		E1	
5500	–	5500	–	5500	–	5500	–	5500	–	5500	–	5500	–
1400	–	1400	–	1400	–	1400	–	1400	–	1400	–	1400	–
6900	DI	6900	DD	6900	DI	6900	DD	6900	DI	6900	DD	6900	DI
+250	CO/–	−50	CO/–	+250	CO/–	−50	CO/–	+250	CO/–	−50	CO/–	+250	CO/–


1/4
Ax reazem/Supporting axis
Zid garda/Guard wall
km 211+734.32
Capat peron linie
Capat peron linie
Platform limit track
km 211+690
IId-872.5
CP70+FC100
CC
36.0
152
154
40.5
151
153
45.0
211+700
Id-870.5
CP70+FC100
CC
Ax reazem/Supporting axis
Zid garda/Guard wall
km 211+729.15
V1
V2
V3
V4
V5
V6
V7
V8
V9
V10
V11
V12
V13
V14
V15
V16
V17
V18
V19
V20
V21
V22
V23
V24
V25
V26
V27
V28
V29
V30
31.0
211+800
211+900
212+000
212+100
212+200
SE130/5
BL23/BL12
158A
BL22/BL13
157A
SE132/5
SE131/5
160A
159A
SE134/6
162A
CC
IVe-580.5
CP70+FC100
SE133/6
161A
CC
IIIe-580.5
CP70+FC100
164A
163A
SE136/5
SE135/5
166A

V1		V3		V5		V7		V9		V11		V13		V15	
H	761	H	792	H	823	H	854	H	885	H	916	H	947	H	978
–	–	–	–	–	–	–	–	–	–	–	–	–	–	–	–
–	–	–	–	–	–	–	–	–	–	–	–	–	–	–	–
–	–	–	–	–	–	–	–	–	–	–	–	–	–	–	–
E1		E1		E1		E1		E1		E1		E1		E1	
5500	–	5500	–	5500	–	5500	–	5500	–	5500	–	5500	–	5500	–
1400	–	1400	–	1400	–	1400	–	1400	–	1400	–	1400	–	1400	–
6900	DD	6900	DD	6900	DD	6900	DD	6900	DD	6900	DD	6900	DD	6900	DD
−250	CO/–	+50	CO/–	−250	CO/–	+50	CO/–	−250	CO/–	+50	CO/–	−250	CO/–	+50	CO/–

V17		V19		V21		V23		V25		V27		V29	
H	009	H	040	H	071	H	102	H	133.5	H	164.5	H	195.5
–	–	–	–	–	–	–	–	–	–	–	–	–	–
–	–	–	–	–	–	–	–	–	–	–	–	–	–
–	–	–	–	–	–	–	–	–	–	–	–	–	–
E1		E1		E1		E1		E1		E1		E1	
5500	–	5500	–	5500	–	5500	–	5500	–	5500	–	5500	–
1400	–	1400	–	1400	–	1400	–	1400	–	1400	–	1400	–
6900	DD	6900	DD	6900	DD	6900	DD	6900	DD	6900	DD	6900	DD
−250	CO/–	+50	CO/–	−250	CO/–	+50	CO/–	−250	CO/–	+50	CO/–	−250	CO/–

V32		V34		V36		V38		V40		V42		V44		V46		V48		V50		V52		V54		V56		V58		V60	
H	237.5	H	269	H	300.5	H	320	H	363.5	H	395.5	H	427	H	458.5	H	490	H	521.5	H	553	H	585	H	616.5	H	648	H	679.5
–	–	–	–	–	–	–	–	–	–	–	–	–	–	–	–	–	–	–	–	–	–	–	–	–	–	–	–	–	–
–	–	–	–	As	–	–	–	As	–	–	–	–	–	–	–	–	–	–	–	–	–	–	–	–	–	–	–	–	–
–	–	–	–	–	–	–	–	–	–	–	–	–	–	–	–	–	–	–	–	–	–	–	–	–	–	–	–	–	–
E1		E1		E1		E1		E1		E1		E1		E1		E1		E1		E1		E1		E1		E1		E1	
5500	–	5500	–	5500	–	5500	–	5500	–	5500	–	5500	–	5500	–	5500	–	5500	–	5500	–	5500	–	5500	–	5500	–	5500	–
1400	–	1400	–	1400	–	1400	–	1400	–	1400	–	1400	–	1400	–	1400	–	1400	–	1400	–	1400	–	1400	–	1400	–	1400	–
6900	DD	6900	DI	6900	DD	6900	DI	6900	DD	6900	DI	6900	DD	6900	DI	6900	DD	6900	DI	6900	DD	6900	DI	6900	DD	6900	DI	6900	DD
−50	CO/–	+250	CO/–	−50	CO/–	+250	CO/–	−50	CO/–	+250	CO/–	−50	CO/–	+250	CO/–	−50	CO/–	+250	CO/–	−50	CO/–	+250	CO/–	−50	CO/–	+250	CO/–	−50	CO/–

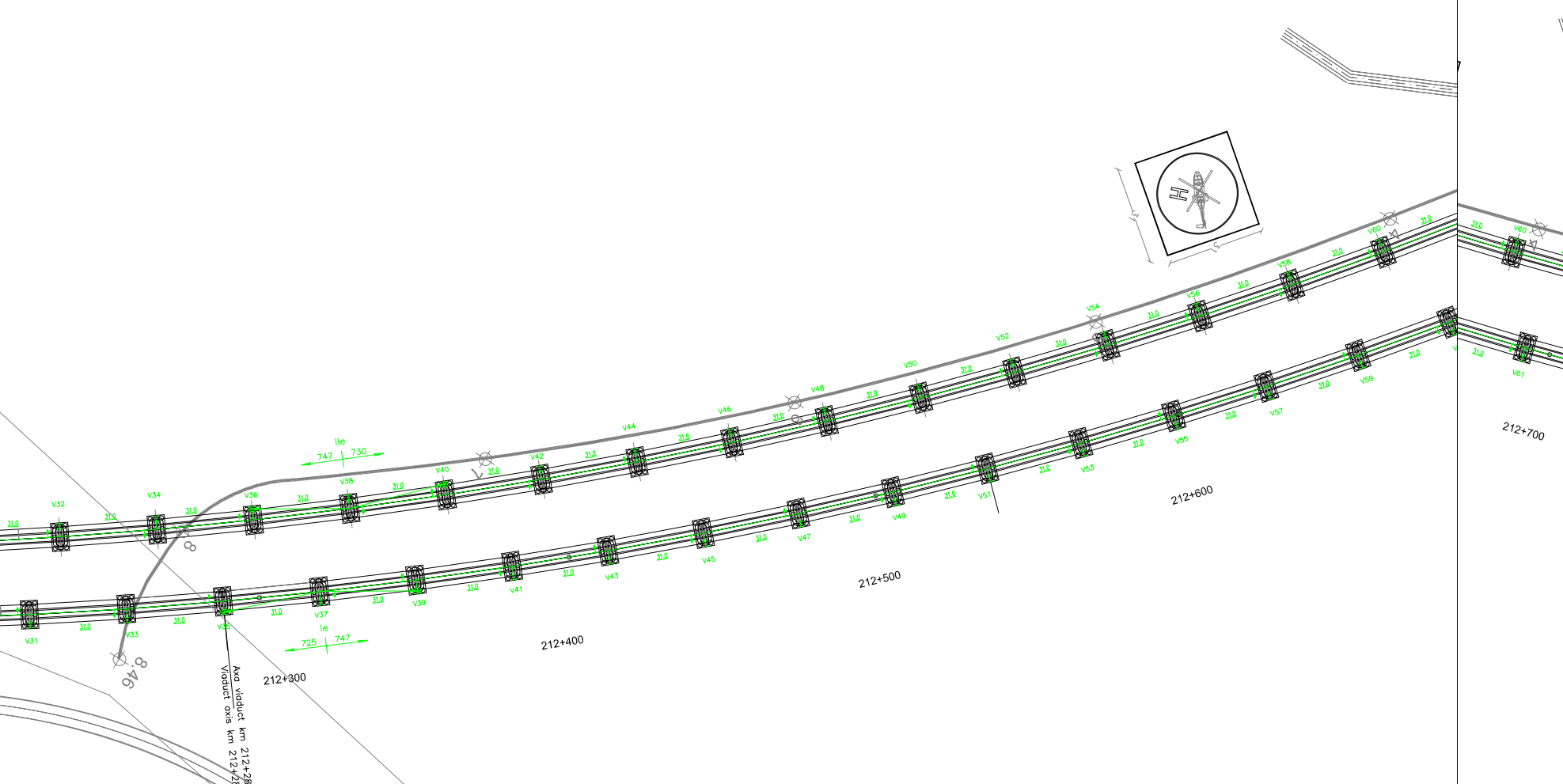
V60
V58
V56
V54
V52
V50
V48
V46
V44
V42
V40
V38
V36
V34
V32
V61
V59
V57
V55
V53
V51
V49
V47
V45
V43
V41
V39
V37
V35
V33
V31
31.0
lle
747
730
le
725
747
8.46
Axa viaduct km 212+287.73 (proiectat)
Viaduct axis km 212+287.73 (designed)
212+300
212+400
212+500
212+600
212+700

V31		V33		V35		V37		V39		V41		V43		V45		V47		V49		V51		V53		V55		V57		V59		V61	
H	226.5	H	257.5	H	288.5	H	319.5	H	350.5	H	381.5	H	412.5	H	443.5	H	474.5	H	505.5	H	536.5	H	567.5	H	598.5	H	630	H	661	H	692
–	–	–	–	–	–	–	–	–	–	–	–	–	–	–	–	–	–	–	–	–	–	–	–	–	–	–	–	–	–	–	–
–	–	–	–	As	–	–	–	As	–	–	–	–	–	–	–	–	–	–	–	–	–	–	–	–	–	–	–	–	–	–	–
–	–	–	–	–	–	–	–	–	–	–	–	–	–	–	–	–	–	–	–	–	–	–	–	–	–	–	–	–	–	–	–
E1		E1		E1		E1		E1		E1		E1		E1		E1		E1		E1		E1		E1		E1		E1		E1	
5500	–	5500	–	5500	–	5500	–	5500	–	5500	–	5500	–	5500	–	5500	–	5500	–	5500	–	5500	–	5500	–	5500	–	5500	–	5500	–
1400	–	1400	–	1400	–	1400	–	1400	–	1400	–	1400	–	1400	–	1400	–	1400	–	1400	–	1400	–	1400	–	1400	–	1400	–	1400	–
6900	DD	6900	DD	6900	DD	6900	DD	6900	DD	6900	DD	6900	DD	6900	DD	6900	DD	6900	DD	6900	DD	6900	DD	6900	DD	6900	DD	6900	DD	6900	DD
+50	CO/–	−250	CO/–	+50	CO/–	−250	CO/–	+50	CO/–	−250	CO/–	+50	CO/–	−250	CO/–	+50	CO/–	−250	CO/–	+50	CO/–	−250	CO/–	+50	CO/–	−250	CO/–	+50	CO/–	−250	CO/–

V62	
H	711.5
–	–
–	–
–	–

E1	
5500	–
1400	–
6900	DI
+250	CO/–

V64	
H	743
–	–
–	–
–	–

E1	
5500	–
1400	–
6900	DD
−50	CO/–

V66	
H	774.5
–	–
–	–
–	–

E1	
5500	–
1400	–
6900	DI
+250	CO/–

V68	
H	806.5
–	–
–	–
–	–

E1	
5500	–
1400	–
6900	DD
−50	CO/–

V70	
H	838
–	–
–	–
–	–

E1	
5500	–
1400	–
6900	DI
+250	CO/–

156	
H	884
–	–
An	–
–	–

E1	
5500	–
1400	–
6900	DI
+150	CO/–

158	
H	916.5
–	–
–	–
–	–

E1	
6000	–
1300	–
7300	A
−250	CO/–

E2	
5500	–
1400	–
6900	DI
+250	CO/–

160	
H	957.5
–	–
–	–
–	–

E1	
5500	–
1300	–
6800	ICM
−100	CO/–

E2	
5500	–
2000	–
7500	ICM
+400	CO/–

162	
H	998.5
–	–
–	–
–	–

E1	
5500	–
1300	–
6800	ICM
−100	CO/–

E2	
5500	–
2000	–
7500	ICM
+400	CO/–

164	
H	040
–	–
–	–
–	–

E1	
5500	–
1400	–
6900	DI
+250	CO/–

E2	
6000	–
1300	–
7300	A
+750	CO/–

166	
H	076.5
–	–
An	–
–	–

E1	
5500	–
1400	–
6900	DI
0	CO/–

168	
H	127
–	–
–	–
–	–

E1	
5500	–
1400	–
6900	DI
−150	CO/–

S6A	
–	199
–	–
–	–
–	–

E1	
–	–
–	–
–	DD
−50	CP/–

S8A	
–	219
–	–
–	–
–	–

E1	
–	–
–	–
–	DD
−150	CP/–

S2A	
–	163
–	–
–	–
–	–

E1	
–	–
–	–
–	DD
−100	CP/–

S4A	
–	181
–	–
–	–
–	–

E1	
–	–
–	–
–	DD
−150	CP/–

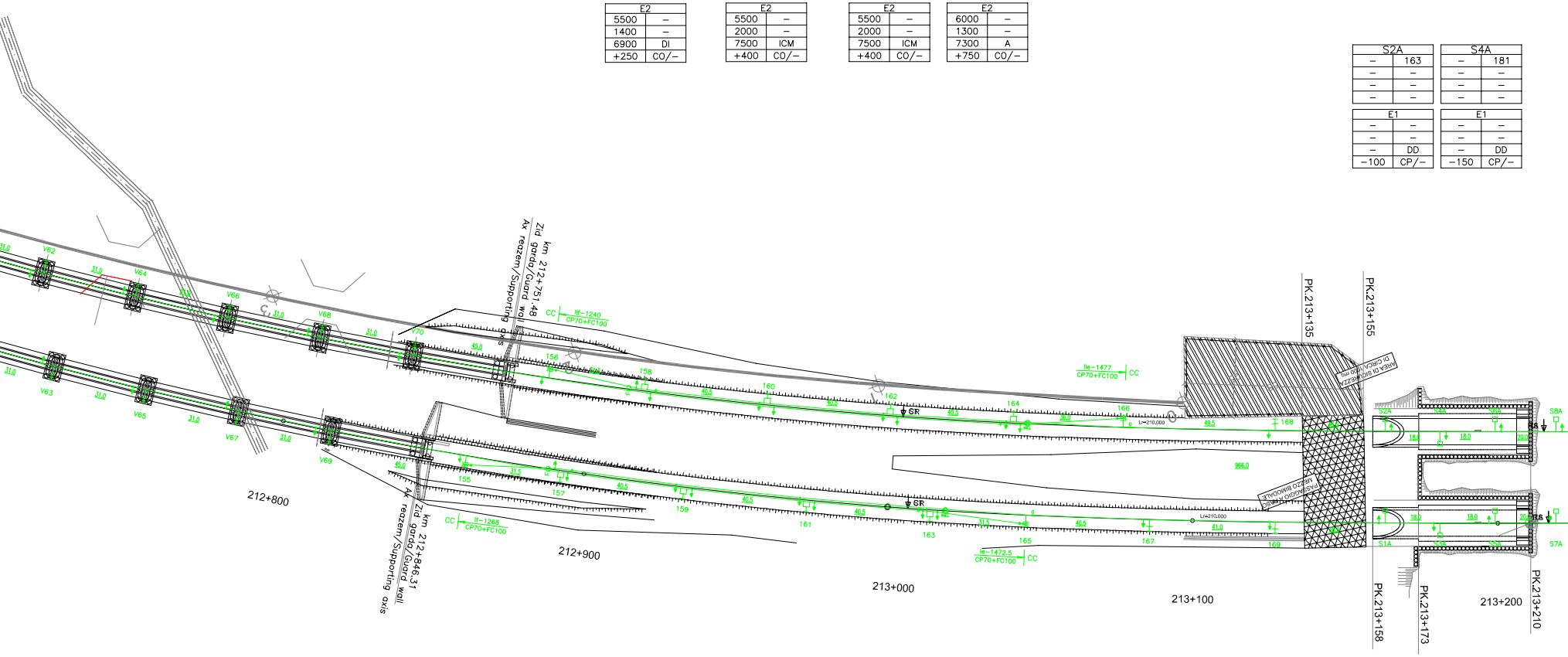
V62
V64
V66
V68
V70
V63
V65
V67
V69
31.0
45.0
31.5
40.5
36.0
49.5
41.0
28.0
18.0
20.0
966.0
km 212+751.48
Zid garda/Guard wall
Ax reazem/Supporting axis
km 212+846.31
Zid garda/Guard wall
Ax reazem/Supporting axis
CC
IIf−1240
CP70+FC100
If−1268
CP70+FC100
IIe−1477
CP70+FC100
Ie−1472.5
CP70+FC100
155
156
157
158
159
160
161
162
163
164
165
166
167
168
169
GR
Lr=210.000
212+800
212+900
213+000
213+100
213+200
PK.213+135
PK.213+155
PK.213+158
PK.213+173
PK.213+210
AREA DI SICUREZZA DI CIRCA 1000 mq
PASSAGGIO A RASO MEZZO BIMODALE
S1A
S2A
S3A
S4A
S5A
S6A
S7A
S8A
RS

V63	
H	723
–	–
–	–
–	–

E1	
5500	–
1400	–
6900	DD
+50	CO/–

V65	
H	754
–	–
–	–
–	–

E1	
5500	–
1400	–
6900	DD
−250	CO/–

V67	
H	785
–	–
–	–
–	–

E1	
5500	–
1400	–
6900	DD
+50	CO/–

V69	
H	816
–	–
–	–
–	–

E1	
5500	–
1400	–
6900	DD
−250	CO/–

155	
H	861
–	–
An	–
–	–

E1	
5500	–
1400	–
6900	DD
−150	CO/–

157	
H	892.5
–	–
–	–
–	–

E1	
6000	–
1300	–
7300	A
+250	CO/–

E2	
5500	–
1400	–
6900	DD
−250	CO/–

159	
H	933
–	–
–	–
–	–

E1	
5500	–
2000	–
7500	DCM
+100	CO/–

E2	
5500	–
1300	–
6800	DCM
−400	CO/–

161	
H	973.5
–	–
–	–
–	–

E1	
5500	–
2000	–
7500	DCM
+100	CO/–

E2	
5500	–
1300	–
6800	DCM
−400	CO/–

163	
H	014
–	–
–	–
–	–

E1	
5500	–
1400	–
6900	DD
−250	CO/–

E2	
6000	–
1300	–
7300	A
−750	CO/–

165	
H	045.5
–	–
An	–
–	–

E1	
5500	–
1400	–
6900	DD
0	CO/–

167	
H	086
–	–
–	–
–	–

E1	
5500	–
1400	–
6900	DD
−100	CO/–

169	
H	127
–	–
–	–
–	–

E1	
5500	–
1400	–
6900	DD
−200	CO/–

S1A	
–	163
–	–
–	–
–	–

E1	
–	–
–	–
–	DD
−100	CP/–

S3A	
–	181
–	–
–	–
–	–

E1	
–	–
–	–
–	DD
−150	CP/–

S5A	
–	199
–	–
–	–
–	–

E1	
–	–
–	–
–	DD
−50	CP/–

S7A	
–	219
–	–
–	–
–	–

E1	
–	–
–	–
–	DD
−150	CP/–

S2	
–	239
–	–
–	–
–	–

E1	
–	–
–	–
–	DD
−50	CP/–

S10	
–	319
–	–
–	–
–	–

E1	
–	–
–	–
–	DD
−50	CP/–

S12	
–	339
–	–
–	–
–	–

E1	
–	–
–	–
–	DD
−150	CP/–

S14	
–	359
–	–
–	–
–	–

E1	
–	–
–	–
–	DD
−50	CP/–

S22	
–	439
–	–
–	–
–	–

E1	
–	–
–	–
–	DD
−50	CP/–

S24	
–	459
–	–
–	–
–	–

E1	
–	–
–	–
–	DD
−150	CP/–

S26	
–	479
–	–
–	–
–	–

E1	
–	–
–	–
–	DD
−50	CP/–

S34	
–	559
–	–
–	–
–	–

E1	
–	–
–	–
–	DD
−50	CP/–

S36	
–	579
–	–
–	–
–	–

E1	
–	–
–	–
–	DD
−150	CP/–

S38	
–	599
–	–
–	–
–	–

E1	
–	–
–	–
–	DD
−50	CP/–

S46	
–	679
–	–
–	–
–	–

E1	
–	–
–	–
–	DD
−50	CP/–

S4	
–	259
–	–
–	–
–	–

E1	
–	–
–	–
–	DD
−50	CP/–

S6	
–	279
–	–
–	–
–	–

E1	
–	–
–	–
–	DD
−150	CP/–

S8	
–	299
–	–
–	–
–	–

E1	
–	–
–	–
–	DD
−50	CP/–

S16	
–	379
–	–
–	–
–	–

E1	
–	–
–	–
–	DD
−50	CP/–

S18	
–	399
–	–
–	–
–	–

E1	
–	–
–	–
–	DD
−150	CP/–

S20	
–	419
–	–
–	–
–	–

E1	
–	–
–	–
–	DD
−50	CP/–

S28	
–	499
–	–
–	–
–	–

E1	
–	–
–	–
–	DD
−50	CP/–

S30	
–	519
–	–
–	–
–	–

E1	
–	–
–	–
–	DD
−150	CP/–

S32	
–	539
–	–
–	–
–	–

E1	
–	–
–	–
–	DD
−50	CP/–

S40	
–	619
–	–
–	–
–	–

E1	
–	–
–	–
–	DD
−50	CP/–

S42	
–	639
–	–
–	–
–	–

E1	
–	–
–	–
–	DD
−150	CP/–

S44	
–	659
–	–
–	–
–	–

E1	
–	–
–	–
–	DD
−50	CP/–

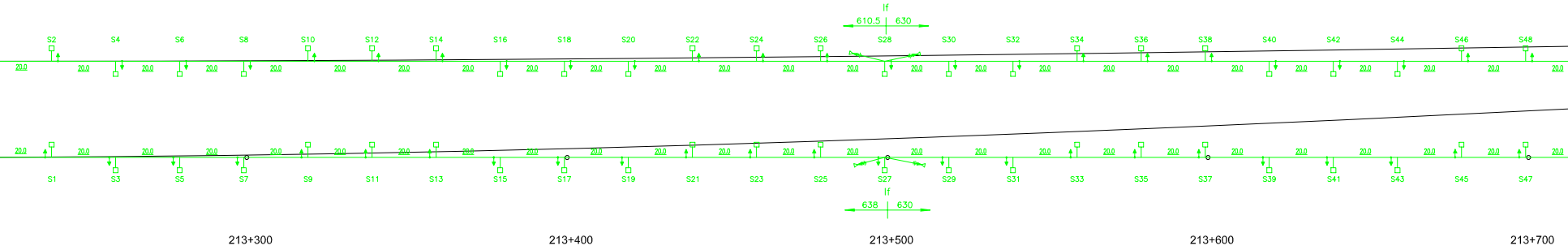
lf
610.5
630
S2
S4
S6
S8
S10
S12
S14
S16
S18
S20
S22
S24
S26
S28
S30
S32
S34
S36
S38
S40
S42
S44
S46
S48
20.0
S1
S3
S5
S7
S9
S11
S13
S15
S17
S19
S21
S23
S25
S27
S29
S31
S33
S35
S37
S39
S41
S43
S45
S47
lf
638
630
213+300
213+400
213+500
213+600
213+700

S3	
–	259
–	–
–	–
–	–

E1	
–	–
–	–
–	DD
−50	CP/–

S5	
–	279
–	–
–	–
–	–

E1	
–	–
–	–
–	DD
−150	CP/–

S7	
–	299
–	–
–	–
–	–

E1	
–	–
–	–
–	DD
−50	CP/–

S15	
–	379
–	–
–	–
–	–

E1	
–	–
–	–
–	DD
−50	CP/–

S17	
–	399
–	–
–	–
–	–

E1	
–	–
–	–
–	DD
−150	CP/–

S19	
–	419
–	–
–	–
–	–

E1	
–	–
–	–
–	DD
−50	CP/–

S27	
–	499
–	–
–	–
–	–

E1	
–	–
–	–
–	DD
−50	CP/–

S29	
–	519
–	–
–	–
–	–

E1	
–	–
–	–
–	DD
−150	CP/–

S31	
–	539
–	–
–	–
–	–

E1	
–	–
–	–
–	DD
−50	CP/–

S39	
–	619
–	–
–	–
–	–

E1	
–	–
–	–
–	DD
−50	CP/–

S41	
–	639
–	–
–	–
–	–

E1	
–	–
–	–
–	DD
−150	CP/–

S43	
–	659
–	–
–	–
–	–

E1	
–	–
–	–
–	DD
−50	CP/–

S1	
–	239
–	–
–	–
–	–

E1	
–	–
–	–
–	DD
−50	CP/–

S9	
–	319
–	–
–	–
–	–

E1	
–	–
–	–
–	DD
−50	CP/–

S11	
–	339
–	–
–	–
–	–

E1	
–	–
–	–
–	DD
−150	CP/–

S13	
–	359
–	–
–	–
–	–

E1	
–	–
–	–
–	DD
−50	CP/–

S21	
–	439
–	–
–	–
–	–

E1	
–	–
–	–
–	DD
−50	CP/–

S23	
–	459
–	–
–	–
–	–

E1	
–	–
–	–
–	DD
−150	CP/–

S25	
–	479
–	–
–	–
–	–

E1	
–	–
–	–
–	DD
−50	CP/–

S33	
–	559
–	–
–	–
–	–

E1	
–	–
–	–
–	DD
−50	CP/–

S35	
–	579
–	–
–	–
–	–

E1	
–	–
–	–
–	DD
−150	CP/–

S37	
–	599
–	–
–	–
–	–

E1	
–	–
–	–
–	DD
−50	CP/–

S45	
–	679
–	–
–	–
–	–

E1	
–	–
–	–
–	DD
−50	CP/–

S48		S50		S58		S60		S62		S70		S72		S74	
–	699	–	719	–	799	–	819	–	839	–	919	–	939	–	959
–	–	–	–	–	–	–	–	–	–	–	–	–	–	–	–
–	–	–	–	–	–	–	–	–	–	–	–	–	–	–	–
–	–	–	–	–	–	–	–	–	–	–	–	–	–	–	–

E1		E1		E1		E1		E1		E1		E1		E1	
–	–	–	–	–	–	–	–	–	–	–	–	–	–	–	–
–	–	–	–	–	–	–	–	–	–	–	–	–	–	–	–
–	DD	–	DD	–	DD	–	DD	–	DD	–	DD	–	DD	–	DD
150	CP/–	-50	CP/–	-50	CP/–	-150	CP/–	-50	CP/–	-50	CP/–	-150	CP/–	-50	CP/–

S76		S78		S78A		S80		S80A		S100	
–	979	–	998.5	–	000	–	018.5	–	020	–	219
–	–	–	–	–	–	–	–	–	–	–	–
–	–	–	–	–	–	–	–	–	–	–	–
–	–	–	–	–	–	–	–	–	–	–	–

E1		E1		E1		E1		E1		E1	
–	–	–	–	–	–	–	–	–	–	–	–
–	–	–	–	–	–	–	–	–	–	–	–
–	DD	–	A	–	DD	–	A	–	DD	–	DD
-50	CP/–	-50	CP/–	-150	CP/–	-50	CP/–	-50	CP/–	-50	CP/–

S52		S54		S56		S64		S66		S68	
–	739	–	759	–	779	–	859	–	879	–	899
–	–	–	–	–	–	–	–	–	–	–	–
–	–	–	–	–	–	–	–	–	–	–	–
–	–	–	–	–	–	–	–	–	–	–	–

E1		E1		E1		E1		E1		E1	
–	–	–	–	–	–	–	–	–	–	–	–
–	–	–	–	–	–	–	–	–	–	–	–
–	DD	–	DD	–	DD	–	DD	–	DD	–	DD
-50	CP/–	-150	CP/–	-50	CP/–	-50	CP/–	-150	CP/–	-50	CP/–

S82		S82A		S84		S84A		S86		S86A	
–	038.5	–	040	–	058.5	–	060	–	078.5	–	080
–	–	–	–	–	–	–	–	–	–	–	–
–	–	–	–	–	–	–	–	–	–	–	–
–	–	–	–	–	–	–	–	–	–	–	–

E1		E1		E1		E1		E1		E1	
–	–	–	–	–	–	–	–	–	–	–	–
–	–	–	–	–	–	–	–	–	–	–	–
–	DD	–	DD	–	DD	–	DD	–	DD	–	DD
-150	CP/–	-50	CP/–	-50	CP/–	-50	CP/–	-50	CP/–	-150	CP/–

S94		S96		S98	
–	159	–	179	–	199
–	–	–	–	–	–
–	–	–	–	–	–
–	–	–	–	–	–

E1		E1		E1	
–	–	–	–	–	–
–	–	–	–	–	–
–	DD	–	DD	–	DD
-50	CP/–	-150	CP/–	-50	CP/–

S88		S88A		S90		S90A		S92	
–	098.5	–	100	–	118.5	–	120	–	139
–	–	–	–	–	–	–	–	–	–
–	–	–	–	–	–	–	–	–	–
–	–	–	–	–	–	–	–	–	–

E1		E1		E1		E1		E1	
–	–	–	–	–	–	–	–	–	–
–	–	–	–	–	–	–	–	–	–
–	DD	–	A	–	DD	–	A	–	DD
-50	CP/–	-50	CP/–	-150	CP/–	-50	CP/–	-50	CP/–

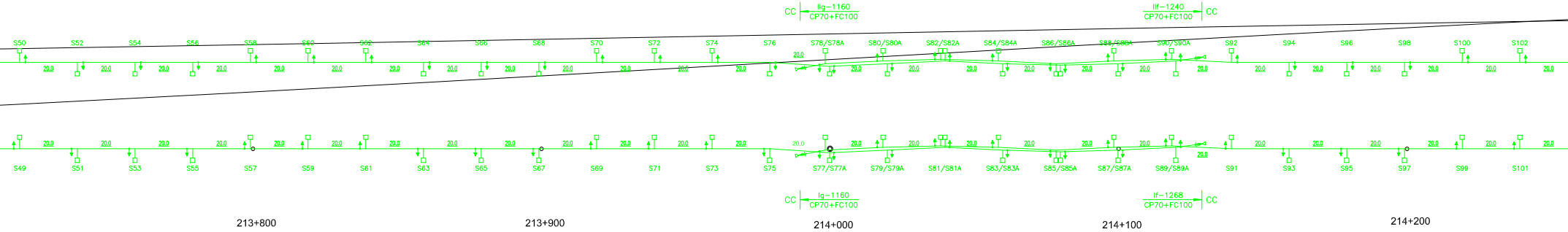
CC
lig–1160
CP70+FC100
lif–1240
CP70+FC100
CC
S50
S52
S54
S56
S58
S60
S62
S64
S66
S68
S70
S72
S74
S76
S78/S78A
S80/S80A
S82/S82A
S84/S84A
S86/S86A
S88/S88A
S90/S90A
S92
S94
S96
S98
S100
S102
20.0
S49
S51
S53
S55
S57
S59
S61
S63
S65
S67
S69
S71
S73
S75
S77/S77A
S79/S79A
S81/S81A
S83/S83A
S85/S85A
S87/S87A
S89/S89A
S91
S93
S95
S97
S99
S101
CC
lg–1160
CP70+FC100
lf–1268
CP70+FC100
CC
213+800
213+900
214+000
214+100
214+200

S75		S77		S77A		S79		S79A	
–	979	–	998.5	–	000	–	018.5	–	020
–	–	–	–	–	–	–	–	–	–
–	–	–	–	–	–	–	–	–	–
–	–	–	–	–	–	–	–	–	–

E1		E1		E1		E1		E1	
–	–	–	–	–	–	–	–	–	–
–	–	–	–	–	–	–	–	–	–
–	DD	–	A	–	DD	–	A	–	DD
-50	CP/–	-50	CP/–	-150	CP/–	-50	CP/–	-50	CP/–

S51		S53		S55		S63		S65		S67	
–	739	–	759	–	779	–	859	–	879	–	899
–	–	–	–	–	–	–	–	–	–	–	–
–	–	–	–	–	–	–	–	–	–	–	–
–	–	–	–	–	–	–	–	–	–	–	–

E1		E1		E1		E1		E1		E1	
–	–	–	–	–	–	–	–	–	–	–	–
–	–	–	–	–	–	–	–	–	–	–	–
–	DD	–	DD	–	DD	–	DD	–	DD	–	DD
-50	CP/–	-150	CP/–	-50	CP/–	-50	CP/–	-150	CP/–	-50	CP/–

S81		S81A		S83		S83A		S85		S85A	
–	038.5	–	040	–	058.5	–	060	–	078.5	–	080
–	–	–	–	–	–	–	–	–	–	–	–
–	–	–	–	–	–	–	–	–	–	–	–
–	–	–	–	–	–	–	–	–	–	–	–

E1		E1		E1		E1		E1		E1	
–	–	–	–	–	–	–	–	–	–	–	–
–	–	–	–	–	–	–	–	–	–	–	–
–	DD	–	DD	–	DD	–	DD	–	DD	–	DD
-150	CP/–	-50	CP/–	-50	CP/–	-50	CP/–	-50	CP/–	-150	CP/–

S99		S101	
–	219	–	239
–	–	–	–
–	–	–	–
–	–	–	–

E1		E1	
–	–	–	–
–	–	–	–
–	DD	–	DD
-50	CP/–	-150	CP/–

S47		S49		S57		S59		S61		S69		S71		S73	
–	699	–	719	–	799	–	819	–	839	–	919	–	939	–	959
–	–	–	–	–	–	–	–	–	–	–	–	–	–	–	–
–	–	–	–	–	–	–	–	–	–	–	–	–	–	–	–
–	–	–	–	–	–	–	–	–	–	–	–	–	–	–	–

E1		E1		E1		E1		E1		E1		E1		E1	
–	–	–	–	–	–	–	–	–	–	–	–	–	–	–	–
–	–	–	–	–	–	–	–	–	–	–	–	–	–	–	–
–	DD	–	DD	–	DD	–	DD	–	DD	–	DD	–	DD	–	DD
-150	CP/–	-50	CP/–	-50	CP/–	-150	CP/–	-50	CP/–	-50	CP/–	-150	CP/–	-50	CP/–

S87		S87A		S89		S89A		S91	
–	098.5	–	100	–	118.5	–	120	–	139
–	–	–	–	–	–	–	–	–	–
–	–	–	–	–	–	–	–	–	–
–	–	–	–	–	–	–	–	–	–

E1		E1		E1		E1		E1	
–	–	–	–	–	–	–	–	–	–
–	–	–	–	–	–	–	–	–	–
–	DD	–	A	–	DD	–	A	–	DD
-50	CP/–	-50	CP/–	-150	CP/–	-50	CP/–	-50	CP/–

S93		S95		S97	
–	159	–	179	–	199
–	–	–	–	–	–
–	–	–	–	–	–
–	–	–	–	–	–

E1		E1		E1	
–	–	–	–	–	–
–	–	–	–	–	–
–	DD	–	DD	–	DD
-50	CP/–	-150	CP/–	-50	CP/–

S102	
–	239
–	–
–	–
–	–
E1	
–	–
–	–
–	DD
-150	CP/–

S104	
–	259
–	–
–	–
–	–
E1	
–	–
–	–
–	DD
-50	CP/–

S112	
–	339
–	–
–	–
–	–
E1	
–	–
–	–
–	DD
-50	CP/–

S114	
–	359
–	–
–	–
–	–
E1	
–	–
–	–
–	DD
-150	CP/–

S116	
–	379
–	–
–	–
–	–
E1	
–	–
–	–
–	DD
-50	CP/–

S124	
–	459
–	–
–	–
–	–
E1	
–	–
–	–
–	DD
-50	CP/–

S126	
–	479
–	–
–	–
–	–
E1	
–	–
–	–
–	DD
-150	CP/–

S128	
–	499
–	–
–	–
–	–
E1	
–	–
–	–
–	DD
-50	CP/–

S136	
–	579
–	–
–	–
–	–
E1	
–	–
–	–
–	DD
-50	CP/–

S138	
–	599
–	–
–	–
–	–
E1	
–	–
–	–
–	DD
-150	CP/–

S140	
–	619
–	–
–	–
–	–
E1	
–	–
–	–
–	DD
-50	CP/–

S148	
–	699
–	–
–	–
–	–
E1	
–	–
–	–
–	DD
-50	CP/–

S150	
–	719
–	–
–	–
–	–
E1	
–	–
–	–
–	DD
-150	CP/–

S152	
–	739
–	–
–	–
–	–
E1	
–	–
–	–
–	DD
-50	CP/–

S106	
–	279
–	–
–	–
–	–
E1	
–	–
–	–
–	DD
-50	CP/–

S108	
–	299
–	–
–	–
–	–
E1	
–	–
–	–
–	DD
-150	CP/–

S110	
–	319
–	–
–	–
–	–
E1	
–	–
–	–
–	DD
-50	CP/–

S118	
–	399
–	–
–	–
–	–
E1	
–	–
–	–
–	DD
-50	CP/–

S120	
–	419
–	–
–	–
–	–
E1	
–	–
–	–
–	DD
-150	CP/–

S122	
–	439
–	–
–	–
–	–
E1	
–	–
–	–
–	DD
-50	CP/–

S130	
–	519
–	–
–	–
–	–
E1	
–	–
–	–
–	DD
-50	CP/–

S132	
–	539
–	–
–	–
–	–
E1	
–	–
–	–
–	DD
-150	CP/–

S134	
–	559
–	–
–	–
–	–
E1	
–	–
–	–
–	DD
-50	CP/–

S142	
–	639
–	–
–	–
–	–
E1	
–	–
–	–
–	DD
-50	CP/–

S144	
–	659
–	–
–	–
–	–
E1	
–	–
–	–
–	DD
-150	CP/–

S146	
–	679
–	–
–	–
–	–
E1	
–	–
–	–
–	DD
-50	CP/–

S154	
–	759
–	–
–	–
–	–
E1	
–	–
–	–
–	DD
-50	CP/–

S156	
–	779
–	–
–	–
–	–
E1	
–	–
–	–
–	DD
-150	CP/–

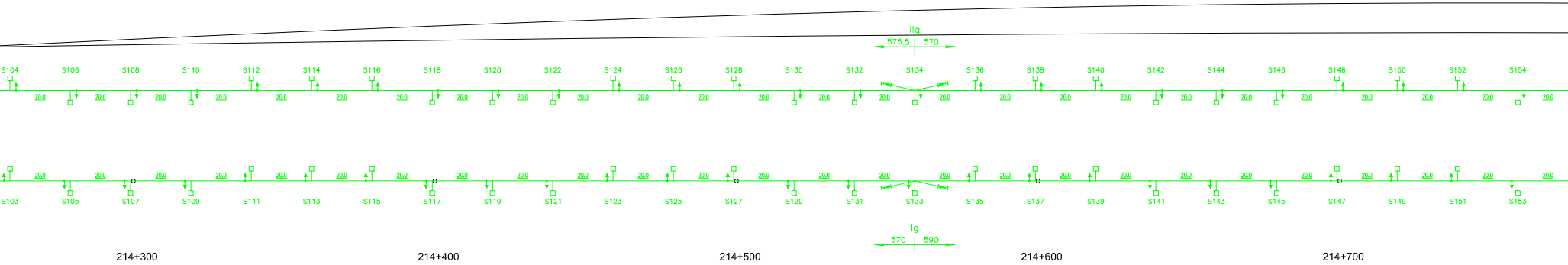
IIg
575.5
570
S104
S106
S108
S110
S112
S114
S116
S118
S120
S122
S124
S126
S128
S130
S132
S134
S136
S138
S140
S142
S144
S146
S148
S150
S152
S154
20.0
S103
S105
S107
S109
S111
S113
S115
S117
S119
S121
S123
S125
S127
S129
S131
S133
S135
S137
S139
S141
S143
S145
S147
S149
S151
S153
Ig
570
590
214+300
214+400
214+500
214+600
214+700

S103	
–	259
–	–
–	–
–	–
E1	
–	–
–	–
–	DD
-50	CP/–

S111	
–	339
–	–
–	–
–	–
E1	
–	–
–	–
–	DD
-50	CP/–

S113	
–	359
–	–
–	–
–	–
E1	
–	–
–	–
–	DD
-150	CP/–

S115	
–	379
–	–
–	–
–	–
E1	
–	–
–	–
–	DD
-50	CP/–

S123	
–	459
–	–
–	–
–	–
E1	
–	–
–	–
–	DD
-50	CP/–

S125	
–	479
–	–
–	–
–	–
E1	
–	–
–	–
–	DD
-150	CP/–

S127	
–	499
–	–
–	–
–	–
E1	
–	–
–	–
–	DD
-50	CP/–

S135	
–	579
–	–
–	–
–	–
E1	
–	–
–	–
–	DD
-50	CP/–

S137	
–	599
–	–
–	–
–	–
E1	
–	–
–	–
–	DD
-150	CP/–

139	
–	619
–	–
–	–
–	–
E1	
–	–
–	–
–	DD
-50	CP/–

S147	
–	699
–	–
–	–
–	–
E1	
–	–
–	–
–	DD
-50	CP/–

S149	
–	719
–	–
–	–
–	–
E1	
–	–
–	–
–	DD
-150	CP/–

S151	
–	739
–	–
–	–
–	–
E1	
–	–
–	–
–	DD
-50	CP/–

S1105	
–	279
–	–
–	–
–	–
E1	
–	–
–	–
–	DD
-50	CP/–

S107	
–	299
–	–
–	–
–	–
E1	
–	–
–	–
–	DD
-150	CP/–

S109	
–	319
–	–
–	–
–	–
E1	
–	–
–	–
–	DD
-50	CP/–

S117	
–	399
–	–
–	–
–	–
E1	
–	–
–	–
–	DD
-50	CP/–

S119	
–	419
–	–
–	–
–	–
E1	
–	–
–	–
–	DD
-150	CP/–

S121	
–	439
–	–
–	–
–	–
E1	
–	–
–	–
–	DD
-50	CP/–

S129	
–	519
–	–
–	–
–	–
E1	
–	–
–	–
–	DD
-50	CP/–

S131	
–	539
–	–
–	–
–	–
E1	
–	–
–	–
–	DD
-150	CP/–

S133	
–	559
–	–
–	–
–	–
E1	
–	–
–	–
–	DD
-50	CP/–

S141	
–	639
–	–
–	–
–	–
E1	
–	–
–	–
–	DD
-50	CP/–

S143	
–	659
–	–
–	–
–	–
E1	
–	–
–	–
–	DD
-150	CP/–

S145	
–	679
–	–
–	–
–	–
E1	
–	–
–	–
–	DD
-50	CP/–

S153	
–	759
–	–
–	–
–	–
E1	
–	–
–	–
–	DD
-50	CP/–

S160		S162		S164		S172		S174		S176		S178		S180		S180A		S182		S182A		S202	
–	819	–	839	–	859	–	939	–	959	–	979	–	999	–	018.5	–	020	–	038.5	–	040	–	239
–	–	–	–	–	–	–	–	–	–	–	–	–	–	–	–	–	–	–	–	–	–	–	–
–	–	–	–	–	–	–	–	–	–	–	–	–	–	–	–	–	–	–	–	–	–	–	–
–	–	–	–	–	–	–	–	–	–	–	–	–	–	–	–	–	–	–	–	–	–	–	–

E1		E1		E1		E1		E1		E1		E1		E1		E1		E1		E1		E1	
–	–	–	–	–	–	–	–	–	–	–	–	–	–	–	–	–	–	–	–	–	–	–	–
–	–	–	–	–	–	–	–	–	–	–	–	–	–	–	–	–	–	–	–	–	–	–	–
–	DD	–	DD	–	DD	–	DD	–	DD	–	DD	–	DD	–	A	–	DD	–	A	–	DD	–	DD
−50	CP/–	−150	CP/–	−50	CP/–	−50	CP/–	−150	CP/–	−50	CP/–	−50	CP/–	−50	CP/–	−150	CP/–	−50	CP/–	−50	CP/–	−50	CP/–

S158		S166		S168		S170		S184		S184A		S186		S186A		S188		S188A	
–	799	–	879	–	899	–	919	–	058.5	–	060	–	078.5	–	080	–	098.5	–	100
–	–	–	–	–	–	–	–	–	–	–	–	–	–	–	–	–	–	–	–
–	–	–	–	–	–	–	–	–	–	–	–	–	–	–	–	–	–	–	–
–	–	–	–	–	–	–	–	–	–	–	–	–	–	–	–	–	–	–	–

E1		E1		E1		E1		E1		E1		E1		E1		E1		E1	
–	–	–	–	–	–	–	–	–	–	–	–	–	–	–	–	–	–	–	–
–	–	–	–	–	–	–	–	–	–	–	–	–	–	–	–	–	–	–	–
–	DD	–	DD	–	DD	–	DD	–	DD	–	DD	–	DD	–	DD	–	DD	–	DD
−50	CP/–	−50	CP/–	−150	CP/–	−50	CP/–	−150	CP/–	−50	CP/–	−50	CP/–	−50	CP/–	−50	CP/–	−150	CP/–

S190		S190A		S192		S192A		S194		S196		S198	
–	118.5	–	120	–	138.5	–	140	–	159	–	179	–	199
–	–	–	–	–	–	–	–	–	–	–	–	–	–
–	–	–	–	–	–	–	–	–	–	–	–	–	–
–	–	–	–	–	–	–	–	–	–	–	–	–	–

E1		E1		E1		E1		E1		E1		E1	
–	–	–	–	–	–	–	–	–	–	–	–	–	–
–	–	–	–	–	–	–	–	–	–	–	–	–	–
–	DD	–	A	–	DD	–	A	–	DD	–	DD	–	DD
−50	CP/–	−50	CP/–	−150	CP/–	−50	CP/–	−50	CP/–	−50	CP/–	−150	CP/–

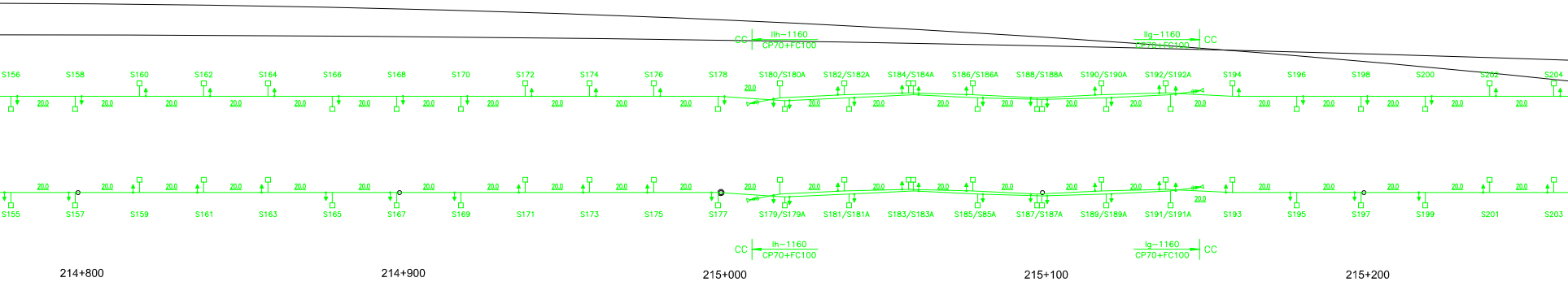
CC IIh−1160 CP70+FC100
IIg−1160 CP70+FC100 CC
S156 S158 S160 S162 S164 S166 S168 S170 S172 S174 S176 S178 S180/S180A S182/S182A S184/S184A S186/S186A S188/S188A S190/S190A S192/S192A S194 S196 S198 S200 S202 S204
20.0
S155 S157 S159 S161 S163 S165 S167 S169 S171 S173 S175 S177 S179/S179A S181/S181A S183/S183A S185/S85A S187/S187A S189/S189A S191/S191A S193 S195 S197 S199 S201 S203
CC Ih−1160 CP70+FC100
Ig−1160 CP70+FC100 CC
214+800
214+900
215+000
215+100
215+200

S177		S179		S179A		S181		S181A	
–	999	–	018.5	–	020	–	038.5	–	040
–	–	–	–	–	–	–	–	–	–
–	–	–	–	–	–	–	–	–	–
–	–	–	–	–	–	–	–	–	–

E1		E1		E1		E1		E1	
–	–	–	–	–	–	–	–	–	–
–	–	–	–	–	–	–	–	–	–
–	DD	–	A	–	DD	–	A	–	DD
−50	CP/–	−50	CP/–	−150	CP/–	−50	CP/–	−50	CP/–

S159		S161		S163		S171		S173		S175		S183		S183A		S185		S185A		S187		S187A		S195		S197		S199	
–	819	–	839	–	859	–	939	–	959	–	979	–	058.5	–	060	–	078.5	–	080	–	098.5	–	100	–	179	–	199	–	219
–	–	–	–	–	–	–	–	–	–	–	–	–	–	–	–	–	–	–	–	–	–	–	–	–	–	–	–	–	–
–	–	–	–	–	–	–	–	–	–	–	–	–	–	–	–	–	–	–	–	–	–	–	–	–	–	–	–	–	–
–	–	–	–	–	–	–	–	–	–	–	–	–	–	–	–	–	–	–	–	–	–	–	–	–	–	–	–	–	–

E1		E1		E1		E1		E1		E1		E1		E1		E1		E1		E1		E1		E1		E1		E1	
–	–	–	–	–	–	–	–	–	–	–	–	–	–	–	–	–	–	–	–	–	–	–	–	–	–	–	–	–	–
–	–	–	–	–	–	–	–	–	–	–	–	–	–	–	–	–	–	–	–	–	–	–	–	–	–	–	–	–	–
–	DD	–	DD	–	DD	–	DD	–	DD	–	DD	–	DD	–	DD	–	DD	–	DD	–	DD	–	DD	–	DD	–	DD	–	DD
−50	CP/–	−150	CP/–	−50	CP/–	−50	CP/–	−150	CP/–	−50	CP/–	−150	CP/–	−50	CP/–	−50	CP/–	−50	CP/–	−50	CP/–	−150	CP/–	−50	CP/–	−150	CP/–	−50	CP/–

S155		S157		S165		S167		S169		S189		S189A		S191		S191A		S193		201	
–	779	–	799	–	879	–	899	–	919	–	118.5	–	120	–	138.5	–	140	–	159	–	239
–	–	–	–	–	–	–	–	–	–	–	–	–	–	–	–	–	–	–	–	–	–
–	–	–	–	–	–	–	–	–	–	–	–	–	–	–	–	–	–	–	–	–	–
–	–	–	–	–	–	–	–	–	–	–	–	–	–	–	–	–	–	–	–	–	–

E1		E1		E1		E1		E1		E1		E1		E1		E1		E1		E1	
–	–	–	–	–	–	–	–	–	–	–	–	–	–	–	–	–	–	–	–	–	–
–	–	–	–	–	–	–	–	–	–	–	–	–	–	–	–	–	–	–	–	–	–
–	DD	–	DD	–	DD	–	DD	–	DD	–	DD	–	A	–	DD	–	A	–	DD	–	DD
−150	CP/–	−50	CP/–	−50	CP/–	−150	CP/–	−50	CP/–	−50	CP/–	−50	CP/–	−150	CP/–	−50	CP/–	−50	CP/–	−50	CP/–

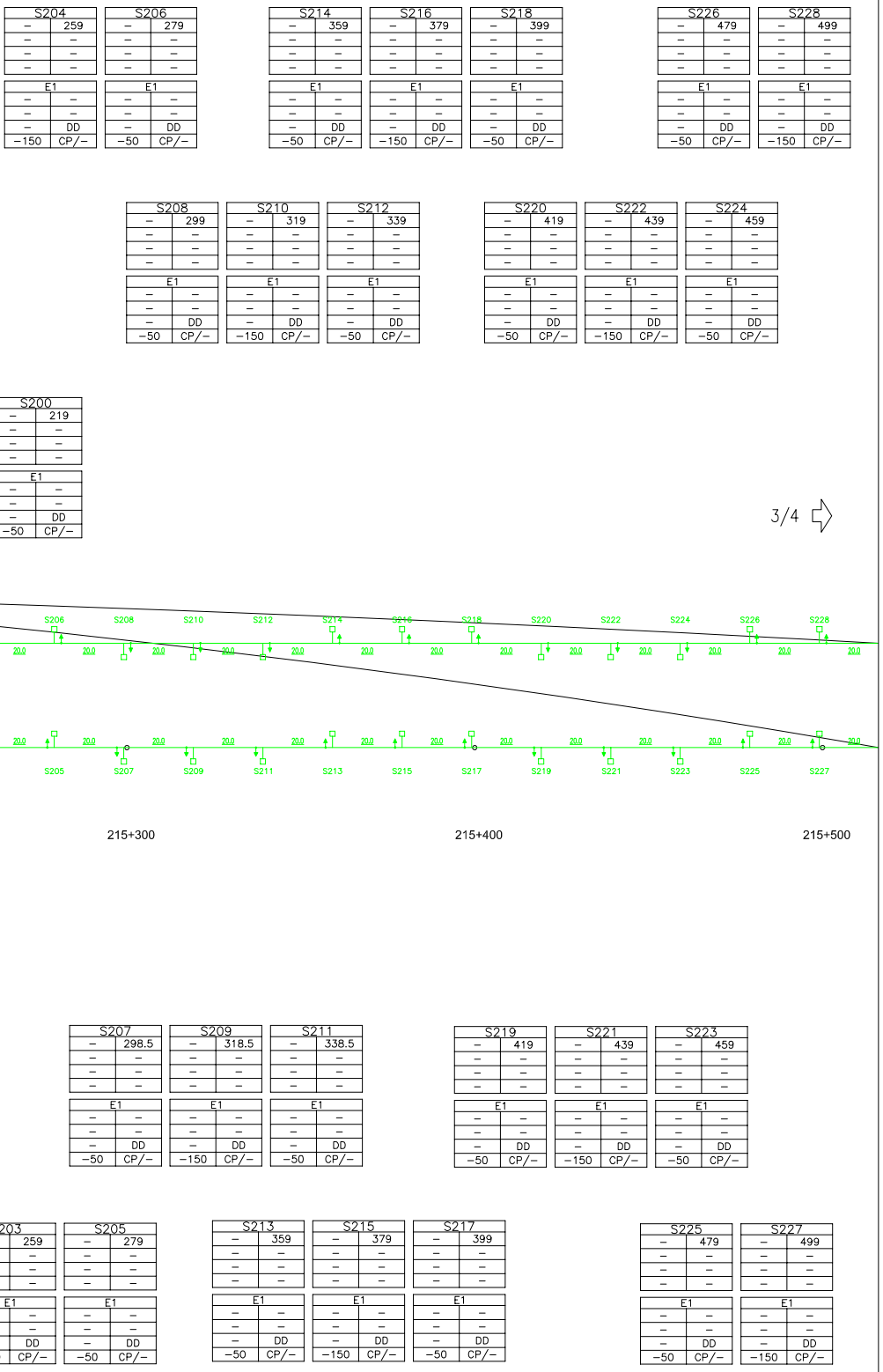
S204 – 259 E1 DD −150 CP/–
S206 – 279 E1 DD −50 CP/–
S214 – 359 E1 DD −50 CP/–
S216 – 379 E1 DD −150 CP/–
S218 – 399 E1 DD −50 CP/–
S226 – 479 E1 DD −50 CP/–
S228 – 499 E1 DD −150 CP/–
S208 – 299 E1 DD −50 CP/–
S210 – 319 E1 DD −150 CP/–
S212 – 339 E1 DD −50 CP/–
S220 – 419 E1 DD −50 CP/–
S222 – 439 E1 DD −150 CP/–
S224 – 459 E1 DD −50 CP/–
S200 – 219 E1 DD −50 CP/–
3/4
S206 S208 S210 S212 S214 S216 S218 S220 S222 S224 S226 S228
20.0
S205 S207 S209 S211 S213 S215 S217 S219 S221 S223 S225 S227
215+300
215+400
215+500
S207 – 298.5 E1 DD −50 CP/–
S209 – 318.5 E1 DD −150 CP/–
S211 – 338.5 E1 DD −50 CP/–
S219 – 419 E1 DD −50 CP/–
S221 – 439 E1 DD −150 CP/–
S223 – 459 E1 DD −50 CP/–
203 259 E1 DD CP/–
S205 – 279 E1 DD −50 CP/–
S213 – 359 E1 DD −50 CP/–
S215 – 379 E1 DD −150 CP/–
S217 – 399 E1 DD −50 CP/–
S225 – 479 E1 DD −50 CP/–
S227 – 499 E1 DD −150 CP/–

LEGENDA / LEGEND

Stâlp metalic H cu o consolă
Metallic H pole with one cantilever

Stâlp metalic H cu două console
Metallic H pole with two cantilevers

Stâlp metalic H cu trei console
Metallic H pole with three cantilevers

Stâlp metalic H cu două console jumelate
Metallic H pole with two twin cantilevers

Stalp metalic H cu ancora pentru catenara
Metallic H pole with anchoring for catenary

Stâlp metalic Mu cu o consolă specială
Metallic Mu pole with one special cantilever

Consolă pe pinten metalic
Cantilever on drop bracket

2 console pe pinten metalic
2 cantilevers on drop bracket

3 console pe pinten metalic
3 cantilevers on drop bracket

Traversă metalică pe stâlpi metalici tip H
Gantry beam on metallic H poles

Izolator de secționare
Sectioning insulator

Izolator de separare electrică în suspensia catenară
Insulator for electric separation into catenary

Linie de contact proiectată
Projected contact line

Stâlp existent care se va demonta
Existing pole that will be desmounted

Stâlp existent cu ancoră, care se va demonta
Existing pole with anchor that will be desmounted

Traversă metalică pe stâlpi din beton, care se va demonta
Gantry beam on concrete poles, that will desmounted

Stâlp SECP6 nou
New SECP6 pole

H	Stâlp metalic H / Metallic H pole
Mu	Stâlp metalic MU / Metallic MU pole
An	Ancoră la nivel / Level anchor
As	Ancoră supraînălțată / Superelevated anchor
DD	Fixator direct tip DD / Pull-off steady arm type DD
DCM	Fixator direct tip DCM / Pull-off steady arm type DCM
DCA	Fixator direct tip DCA / Pull-off steady arm type DCA
DI	Fixator invers tip DI / Push-off steady arm type DI
ICM	Fixator invers tip ICM / Push-off steady arm type ICM
ICA	Fixator invers tip ICA / Push-off steady arm type ICA
FID	Fixator izolat pe stâlp metalic MU / Insulated steady arm on MU pole
A	Fixator de ancorare / Anchoring steady arm
CO	Consolă cu izolator compozit / Cantilever with compozit insulator
CS	Consolă specială pentru stâlp MU / Special cantilever for MU pole
CP	Consolă izolată pentru pinten metalic / Insulated cantilever for metallic drop tube
CPS	Consolă izolată cu prelungitor scurt / Insulated cantilever with short stand-off bracket
CPL	Consolă izolată cu prelungitor lung / Insulated cantilever with long stand-off bracket

[CC*]
[CC]
[SC]
[R]

N-L Zonă de ancorare
CP+FC Anchoring area

CC	ancorare complet compensată cu contragreutăți din beton / full compensated anchoring with concrete counterweights
CC*	ancorare complet compensată cu contragreutăți din fonta / full compensated anchoring with cast iron counterweights
SC	ancorare semi-compensată cu contragreutăți din beton / half compensated anchoring with concrete counterweights
R	ancorare rigidă / rigid anchoring
N	numărul zonei / area number
L	lungimea zonei / area lenght
CP+FC	tipul catenarei / catenary type

	C		
NUMĂR STÂLP POLE NUMBER			
TIP STÂLP TYPE OF POLE	1	2	PICHET STÂLP (POZIȚIA HECTOMETRICĂ) POLE LOCATION
GABARIT STÂLP GAUGE	3	4	TIP FUNDATIE STÂLP TYPE OF POLE FOUNDATION
TIP ANCORĂ TYPE OF ANCHOR	5	6	H STÂLP (DISTANTA DINTRE NSS SI VÂRF) MOUNTING HEIGHT OF POLE (DISTANCE FR
TIP FUNDATIE ANCORĂ TYPE OF ANCHOR FOUNDATION	7	8	LUNGIME STÂLP LENGHT OF POLE

	E		
HFC CONTACT WIRE HEIGHT	1	2	D (DISTANTA DINTRE BRIDELE CONSOLEI) D (INSTALLATION HEIGHT)
ÎNALTIME CONSTRUCTIVA SYSTEM HEIGHT	3	4	SUPRAÎNALTAREA CAII SUPER ELEVATION
HCP MESSENGER WIRE HEIGHT	5	6	TIP FIXATOR STEADY ARM TYPE
ZIG-ZAG CONTACT WIRE STAGER	7	8/9	TIP CONSOLA / TIP PENDULA (ÎN NOD) CANTILEVER TYPE / DORPPERS TYPE

NOTA / NOTE:

SEMNIFICAȚIA CULORILOR FOLOSITE ÎN PREZENTAREA PLANULUI DE LINIE DE CONTACT ESTE URMĂTOAREA

- verde - elemente noi ale liniei de contact aeriene
- rosu- elemente existente ale liniei de contact aeriene
- negru - elemente noi care aparțin altor specialități
- gri - elemente existente ale planului de situație

THE SIGNIFICATION OF COLORS USED TO PRESENT THE CONTACT LINE DRAWING:

- green - new elements of the overhead contact line
- red- existent elements of the overhead contact line
- black - new elements of others specialities
- grey - existing elements of the layout plan

- Linia de contact în tunel se va adapta în funcție de instalațiile prevăzute în schema de siguranță a tunelului (proiect ITA
- Contact line in the tunnel will be adapted according to the equipments provided in the tunnel safety scheme (project ITA

Indice Index	Data Date	Modificare Modification/Revision	Proiectant Designer	Apr App

GUVERNUL ROMANIEI
ROMANIAN GOVERNMENT

PROIECT FINANȚAT DE UNIUNEA
EUROPEAN UNION FINAN

C.N.C.

CLIENT / CLIENT

ITALFERR
GRUPPO FERROVIE DELLO STATO
Joint Venture leader

Scott Wilson

OBERMEY
PLANEN + BERATEN

CONSULTANT / CONSULTANT

Aprobat Approved	Şef proiect Project manager	R. Lluzza
Aprobat Approved	Coordonator Secțiune 1 Section 1 Coordinator	C. Gambelli
Verificat Checked	Expert Verificator Checking Expert	G. Buffarini

SUBCONTRACTANT / SUBCONTRACTOR

Aprobat Approved	Responsabil Subcontractant Subcontractor Responsible	A. Stanciu - Dinulescu
Întocmit Elaborated	Proiectant Designer	D. Dan

Reabilitarea liniei de cale ferata Braşov - Simeria, parte componentă a coridorului IV Par
pentru circulaţia trenurilor cu viteza maximă de 160 km/h,
Tronsonul : Braşov - Sighişoara
Rehabilitation of the railway line Braşov - Simeria, component Part of the IV Pan-Europea
for the trains circulation with maximum speed of 160 km/h ,
Section : Braşov - Sighişoara

Denumire desen / Drawing Title :

Interval Apața-Racoş - Plan de situație Linie de Conta
Apața-Racoş Interval - OCL layout plan Dismou
Km 208+100 ÷ Km 220+900

Codificare / Codification System

Scara / Scale
1:1000

E A 5 1 0 1 C 1 0 L 7 L C 0 1

S232	
–	539
–	–
–	–
–	–

E1	
–	–
–	–
–	DD
-50	CP/–

S234	
–	559
–	–
–	–
–	–

E1	
–	–
–	–
–	DD
-150	CP/–

S236	
–	579
–	–
–	–
–	–

E1	
–	–
–	–
–	DD
-50	CP/–

S244	
–	659
–	–
–	–
–	–

E1	
–	–
–	–
–	DD
-50	CP/–

S246	
–	679
–	–
–	–
–	–

E1	
–	–
–	–
–	DD
-150	CP/–

S248	
–	699
–	–
–	–
–	–

E1	
–	–
–	–
–	DD
-50	CP/–

S256	
–	779
–	–
–	–
–	–

E1	
–	–
–	–
–	DD
-50	CP/–

S258	
–	799
–	–
–	–
–	–

E1	
–	–
–	–
–	DD
-150	CP/–

S260	
–	819
–	–
–	–
–	–

E1	
–	–
–	–
–	DD
-50	CP/–

S268	
–	899
–	–
–	–
–	–

E1	
–	–
–	–
–	DD
-50	CP/–

S270	
–	919
–	–
–	–
–	–

E1	
–	–
–	–
–	DD
-150	CP/–

S272	
–	939
–	–
–	–
–	–

E1	
–	–
–	–
–	DD
-50	CP/–

S230	
–	519
–	–
–	–
–	–

E1	
–	–
–	–
–	DD
-50	CP/–

S238	
–	599
–	–
–	–
–	–

E1	
–	–
–	–
–	DD
-50	CP/–

S240	
–	619
–	–
–	–
–	–

E1	
–	–
–	–
–	DD
-150	CP/–

242	
–	639
–	–
–	–
–	–

E1	
–	–
–	–
–	DD
-50	CP/–

S250	
–	719
–	–
–	–
–	–

E1	
–	–
–	–
–	DD
-50	CP/–

S252	
–	739
–	–
–	–
–	–

E1	
–	–
–	–
–	DD
-150	CP/–

S254	
–	759
–	–
–	–
–	–

E1	
–	–
–	–
–	DD
-50	CP/–

S262	
–	839
–	–
–	–
–	–

E1	
–	–
–	–
–	DD
-50	CP/–

S264	
–	859
–	–
–	–
–	–

E1	
–	–
–	–
–	DD
-150	CP/–

S266	
–	879
–	–
–	–
–	–

E1	
–	–
–	–
–	DD
-50	CP/–

S274	
–	959
–	–
–	–
–	–

E1	
–	–
–	–
–	DD
-50	CP/–

S276	
–	979
–	–
–	–
–	–

E1	
–	–
–	–
–	DD
-150	CP/–

S278	
–	999
–	–
–	–
–	–

E1	
–	–
–	–
–	DD
-50	CP/–

⇦ 2/4

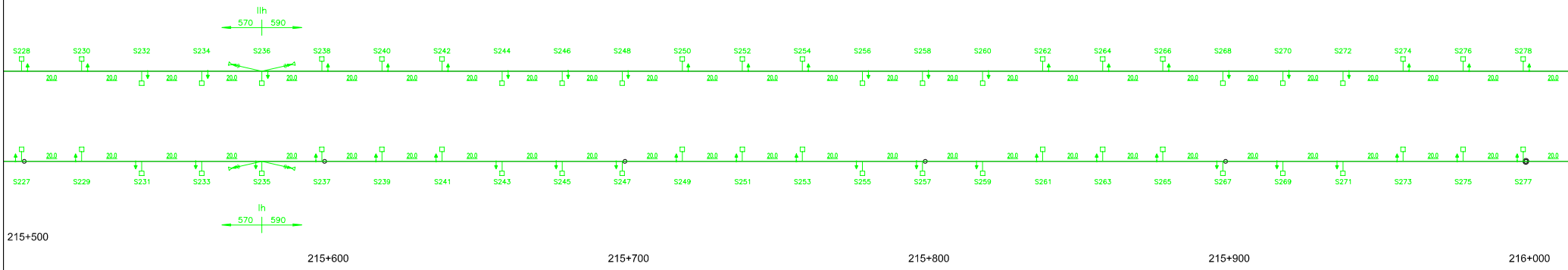
llh
570
590
S228
S230
S232
S234
S236
S238
S240
S242
S244
S246
S248
S250
S252
S254
S256
S258
S260
S262
S264
S266
S268
S270
S272
S274
S276
S278
20.0
S227
S229
S231
S233
S235
S237
S239
S241
S243
S245
S247
S249
S251
S253
S255
S257
S259
S261
S263
S265
S267
S269
S271
S273
S275
S277
lh
570
590
215+500
215+600
215+700
215+800
215+900
216+000

S229	
–	519
–	–
–	–
–	–

E1	
–	–
–	–
–	DD
-50	CP/–

S231	
–	539
–	–
–	–
–	–

E1	
–	–
–	–
–	DD
-50	CP/–

S233	
–	559
–	–
–	–
–	–

E1	
–	–
–	–
–	DD
-150	CP/–

S235	
–	579
–	–
–	–
–	–

E1	
–	–
–	–
–	DD
-50	CP/–

S243	
–	659
–	–
–	–
–	–

E1	
–	–
–	–
–	DD
-50	CP/–

S245	
–	679
–	–
–	–
–	–

E1	
–	–
–	–
–	DD
-150	CP/–

S247	
–	699
–	–
–	–
–	–

E1	
–	–
–	–
–	DD
-50	CP/–

S255	
–	779
–	–
–	–
–	–

E1	
–	–
–	–
–	DD
-50	CP/–

S257	
–	799
–	–
–	–
–	–

E1	
–	–
–	–
–	DD
-150	CP/–

S259	
–	819
–	–
–	–
–	–

E1	
–	–
–	–
–	DD
-50	CP/–

S267	
–	899
–	–
–	–
–	–

E1	
–	–
–	–
–	DD
-50	CP/–

S269	
–	919
–	–
–	–
–	–

E1	
–	–
–	–
–	DD
-150	CP/–

S271	
–	939
–	–
–	–
–	–

E1	
–	–
–	–
–	DD
-50	CP/–

S237	
–	599
–	–
–	–
–	–

E1	
–	–
–	–
–	DD
-50	CP/–

S239	
–	619
–	–
–	–
–	–

E1	
–	–
–	–
–	DD
-150	CP/–

S241	
–	639
–	–
–	–
–	–

E1	
–	–
–	–
–	DD
-50	CP/–

S249	
–	719
–	–
–	–
–	–

E1	
–	–
–	–
–	DD
-50	CP/–

S251	
–	739
–	–
–	–
–	–

E1	
–	–
–	–
–	DD
-150	CP/–

S253	
–	759
–	–
–	–
–	–

E1	
–	–
–	–
–	DD
-50	CP/–

S261	
–	839
–	–
–	–
–	–

E1	
–	–
–	–
–	DD
-50	CP/–

S263	
–	859
–	–
–	–
–	–

E1	
–	–
–	–
–	DD
-150	CP/–

S265	
–	879
–	–
–	–
–	–

E1	
–	–
–	–
–	DD
-50	CP/–

S273	
–	959
–	–
–	–
–	–

E1	
–	–
–	–
–	DD
-50	CP/–

S275	
–	979
–	–
–	–
–	–

E1	
–	–
–	–
–	DD
-150	CP/–

S277	
–	999
–	–
–	–
–	–

E1	
–	–
–	–
–	DD
-50	CP/–

S280		S282		S282A		S284		S284A		S304		S306		S308		S316		S318		S320		S328	
–	019	–	038.5	–	040	–	058.5	–	060	–	259	–	279	–	299	–	379	–	399	–	419	–	499
–	–	–	–	–	–	–	–	–	–	–	–	–	–	–	–	–	–	–	–	–	–	–	–
–	–	–	–	–	–	–	–	–	–	–	–	–	–	–	–	–	–	–	–	–	–	–	–
–	–	–	–	–	–	–	–	–	–	–	–	–	–	–	–	–	–	–	–	–	–	–	–

E1		E1		E1		E1		E1		E1		E1		E1		E1		E1		E1		E1	
–	–	–	–	–	–	–	–	–	–	–	–	–	–	–	–	–	–	–	–	–	–	–	–
–	–	–	–	–	–	–	–	–	–	–	–	–	–	–	–	–	–	–	–	–	–	–	–
–	DD	–	A	–	DD	–	A	–	DD	–	DD	–	DD	–	DD	–	DD	–	DD	–	DD	–	DD
-50	CP/–	-50	CP/–	-150	CP/–	-50	CP/–	-50	CP/–	-50	CP/–	-150	CP/–	-50	CP/–	-50	CP/–	-150	CP/–	-50	CP/–	-50	CP/

S286		S286A		S288		S288A		S290		S290A		S298		S300		S302		S310		S312		S314		S322		S324		S326	
–	078.5	–	080	–	098.5	–	100	–	118.5	–	120	–	199	–	219	–	239	–	319	–	339	–	359	–	439	–	459	–	479
–	–	–	–	–	–	–	–	–	–	–	–	–	–	–	–	–	–	–	–	–	–	–	–	–	–	–	–	–	–
–	–	–	–	–	–	–	–	–	–	–	–	–	–	–	–	–	–	–	–	–	–	–	–	–	–	–	–	–	–
–	–	–	–	–	–	–	–	–	–	–	–	–	–	–	–	–	–	–	–	–	–	–	–	–	–	–	–	–	–

E1		E1		E1		E1		E1		E1		E1		E1		E1		E1		E1		E1		E1		E1		E1	
–	–	–	–	–	–	–	–	–	–	–	–	–	–	–	–	–	–	–	–	–	–	–	–	–	–	–	–	–	–
–	–	–	–	–	–	–	–	–	–	–	–	–	–	–	–	–	–	–	–	–	–	–	–	–	–	–	–	–	–
–	DD	–	DD	–	DD	–	DD	–	DD	–	DD	–	DD	–	DD	–	DD	–	DD	–	DD	–	DD	–	DD	–	DD	–	DD
-150	CP/–	-50	CP/–	-50	CP/–	-50	CP/–	-50	CP/–	-150	CP/–	-50	CP/–	-150	CP/–	-50	CP/–	-50	CP/–	-150	CP/–	-50	CP/–	-50	CP/–	-150	CP/–	-50	CP/–

S292		S292A		S294		S294A		S296	
–	138.5	–	140	–	158.5	–	160	–	179
–	–	–	–	–	–	–	–	–	–
–	–	–	–	–	–	–	–	–	–
–	–	–	–	–	–	–	–	–	–

E1		E1		E1		E1		E1	
–	–	–	–	–	–	–	–	–	–
–	–	–	–	–	–	–	–	–	–
–	DD	–	A	–	DD	–	A	–	DD
-50	CP/–	-50	CP/–	-150	CP/–	-50	CP/–	-50	CP/–

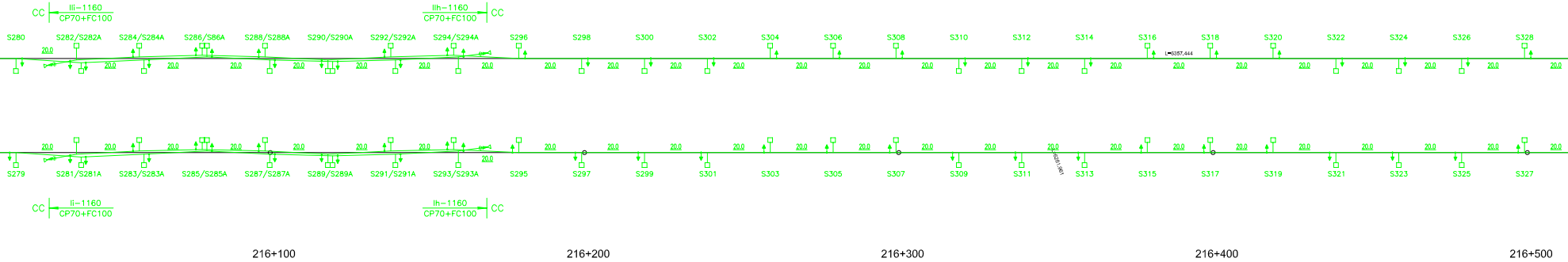
CC
IIi-1160
CP70+FC100
IIh-1160
CP70+FC100
CC
S280
S282/S282A
S284/S284A
S286/S86A
S288/S288A
S290/S290A
S292/S292A
S294/S294A
S296
S298
S300
S302
S304
S306
S308
S310
S312
S314
S316
S318
S320
S322
S324
S326
S328
20.0
S279
S281/S281A
S283/S283A
S285/S285A
S287/S287A
S289/S289A
S291/S291A
S293/S293A
S295
S297
S299
S301
S303
S305
S307
S309
S311
S313
S315
S317
S319
S321
S323
S325
S327
CC
IIi-1160
CP70+FC100
IIh-1160
CP70+FC100
CC
216+100
216+200
216+300
216+400
216+500

S279		S281		S281A		S283		S283A	
–	019	–	038.5	–	040	–	058.5	–	060
–	–	–	–	–	–	–	–	–	–
–	–	–	–	–	–	–	–	–	–
–	–	–	–	–	–	–	–	–	–

E1		E1		E1		E1		E1	
–	–	–	–	–	–	–	–	–	–
–	–	–	–	–	–	–	–	–	–
–	DD	–	A	–	DD	–	A	–	DD
-50	CP/–	-50	CP/–	-150	CP/–	-50	CP/–	-50	CP/–

S285		S285S		S287		S287A		S289		S289A		S297		S299		S301		S309		S311		S313		S321		S323		S325	
–	078.5	–	080	–	098.5	–	100	–	118.5	–	120	–	199	–	219	–	239	–	319	–	339	–	359	–	439	–	459	–	479
–	–	–	–	–	–	–	–	–	–	–	–	–	–	–	–	–	–	–	–	–	–	–	–	–	–	–	–	–	–
–	–	–	–	–	–	–	–	–	–	–	–	–	–	–	–	–	–	–	–	–	–	–	–	–	–	–	–	–	–
–	–	–	–	–	–	–	–	–	–	–	–	–	–	–	–	–	–	–	–	–	–	–	–	–	–	–	–	–	–

E1		E1		E1		E1		E1		E1		E1		E1		E1		E1		E1		E1		E1		E1		E1	
–	–	–	–	–	–	–	–	–	–	–	–	–	–	–	–	–	–	–	–	–	–	–	–	–	–	–	–	–	–
–	–	–	–	–	–	–	–	–	–	–	–	–	–	–	–	–	–	–	–	–	–	–	–	–	–	–	–	–	–
–	DD	–	DD	–	DD	–	DD	–	DD	–	DD	–	DD	–	DD	–	DD	–	DD	–	DD	–	DD	–	DD	–	DD	–	DD
-150	CP/–	-50	CP/–	-50	CP/–	-50	CP/–	-50	CP/–	-150	CP/–	-50	CP/–	-150	CP/–	-50	CP/–	-50	CP/–	-150	CP/–	-50	CP/–	-50	CP/–	-150	CP/–	-50	CP/–

S291		S291A		S293		S293A		S295		S303		S305		S307		S315		S317		S319		S327	
–	138.5	–	140	–	158.5	–	160	–	179	–	259	–	279	–	299	–	379	–	399	–	419	–	499
–	–	–	–	–	–	–	–	–	–	–	–	–	–	–	–	–	–	–	–	–	–	–	–
–	–	–	–	–	–	–	–	–	–	–	–	–	–	–	–	–	–	–	–	–	–	–	–
–	–	–	–	–	–	–	–	–	–	–	–	–	–	–	–	–	–	–	–	–	–	–	–

E1		E1		E1		E1		E1		E1		E1		E1		E1		E1		E1		E1	
–	–	–	–	–	–	–	–	–	–	–	–	–	–	–	–	–	–	–	–	–	–	–	–
–	–	–	–	–	–	–	–	–	–	–	–	–	–	–	–	–	–	–	–	–	–	–	–
–	DD	–	A	–	DD	–	A	–	DD	–	DD	–	DD	–	DD	–	DD	–	DD	–	DD	–	DD
-50	CP/–	-50	CP/–	-150	CP/–	-50	CP/–	-50	CP/–	-50	CP/–	-150	CP/–	-50	CP/–	-50	CP/–	-150	CP/–	-50	CP/–	-50	CP/–

S330

–	519
–	–
–	–
–	–
E1	
–	–
–	–
–	DD
–150	CP/–

S332

–	539
–	–
–	–
–	–
E1	
–	–
–	–
–	DD
–50	CP/–

S340

–	619
–	–
–	–
–	–
E1	
–	–
–	–
–	DD
–50	CP/–

S342

–	639
–	–
–	–
–	–
E1	
–	–
–	–
–	DD
–150	CP/–

S344

–	659
–	–
–	–
–	–
E1	
–	–
–	–
–	DD
–50	CP/–

S352

–	739
–	–
–	–
–	–
E1	
–	–
–	–
–	DD
–50	CP/–

S354

–	759
–	–
–	–
–	–
E1	
–	–
–	–
–	DD
–150	CP/–

S356

–	779
–	–
–	–
–	–
E1	
–	–
–	–
–	DD
–50	CP/–

S364

–	859
–	–
–	–
–	–
E1	
–	–
–	–
–	DD
–50	CP/–

S366

–	879
–	–
–	–
–	–
E1	
–	–
–	–
–	DD
–150	CP/–

S368

–	899
–	–
–	–
–	–
E1	
–	–
–	–
–	DD
–50	CP/–

S380

979 – 019
– –
– –
–
E1
– –
– –
– DD
–15

S334

–	559
–	–
–	–
–	–
E1	
–	–
–	–
–	DD
–50	CP/–

S336

–	579
–	–
–	–
–	–
E1	
–	–
–	–
–	DD
–150	CP/–

S338

–	599
–	–
–	–
–	–
E1	
–	–
–	–
–	DD
–50	CP/–

S346

–	679
–	–
–	–
–	–
E1	
–	–
–	–
–	DD
–50	CP/–

S348

–	699
–	–
–	–
–	–
E1	
–	–
–	–
–	DD
–150	CP/–

S350

–	719
–	–
–	–
–	–
E1	
–	–
–	–
–	DD
–50	CP/–

S358

–	799
–	–
–	–
–	–
E1	
–	–
–	–
–	DD
–50	CP/–

S360

–	819
–	–
–	–
–	–
E1	
–	–
–	–
–	DD
–150	CP/–

S362

–	839
–	–
–	–
–	–
E1	
–	–
–	–
–	DD
–50	CP/–

S370

–	919
–	–
–	–
–	–
E1	
–	–
–	–
–	DD
–50	CP/–

S372

–	939
–	–
–	–
–	–
E1	
–	–
–	–
–	DD
–150	CP/–

S374

–	959
–	–
–	–
–	–
E1	
–	–
–	–
–	DD
–50	CP/–

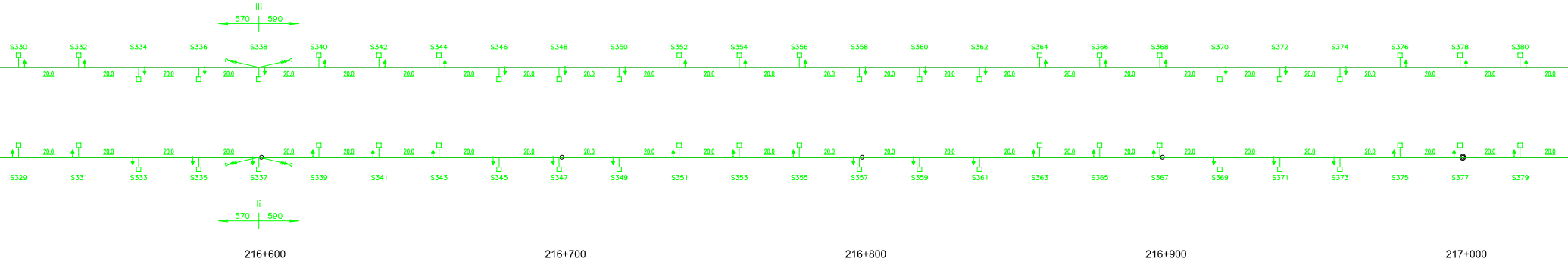
IIi
570
590
S330
S332
S334
S336
S338
S340
S342
S344
S346
S348
S350
S352
S354
S356
S358
S360
S362
S364
S366
S368
S370
S372
S374
S376
S378
S380
20.0
S329
S331
S333
S335
S337
S339
S341
S343
S345
S347
S349
S351
S353
S355
S357
S359
S361
S363
S365
S367
S369
S371
S373
S375
S377
S379
Ii
570
590
216+600
216+700
216+800
216+900
217+000

S333

–	559
–	–
–	–
–	–
E1	
–	–
–	–
–	DD
–50	CP/–

S335

–	579
–	–
–	–
–	–
E1	
–	–
–	–
–	DD
–150	CP/–

S337

–	599
–	–
–	–
–	–
E1	
–	–
–	–
–	DD
–50	CP/–

S345

–	679
–	–
–	–
–	–
E1	
–	–
–	–
–	DD
–50	CP/–

S347

–	699
–	–
–	–
–	–
E1	
–	–
–	–
–	DD
–150	CP/–

S349

–	719
–	–
–	–
–	–
E1	
–	–
–	–
–	DD
–50	CP/–

S357

–	799
–	–
–	–
–	–
E1	
–	–
–	–
–	DD
–50	CP/–

S359

–	819
–	–
–	–
–	–
E1	
–	–
–	–
–	DD
–150	CP/–

S361

–	839
–	–
–	–
–	–
E1	
–	–
–	–
–	DD
–50	CP/–

S369

–	919
–	–
–	–
–	–
E1	
–	–
–	–
–	DD
–50	CP/–

S371

–	939
–	–
–	–
–	–
E1	
–	–
–	–
–	DD
–150	CP/–

S373

–	959
–	–
–	–
–	–
E1	
–	–
–	–
–	DD
–50	CP/–

S329

–	519
–	–
–	–
–	–
E1	
–	–
–	–
–	DD
–150	CP/–

S331

–	539
–	–
–	–
–	–
E1	
–	–
–	–
–	DD
–50	CP/–

S339

–	619
–	–
–	–
–	–
E1	
–	–
–	–
–	DD
–50	CP/–

S341

–	639
–	–
–	–
–	–
E1	
–	–
–	–
–	DD
–150	CP/–

S343

–	659
–	–
–	–
–	–
E1	
–	–
–	–
–	DD
–50	CP/–

S351

–	739
–	–
–	–
–	–
E1	
–	–
–	–
–	DD
–50	CP/–

S353

–	759
–	–
–	–
–	–
E1	
–	–
–	–
–	DD
–150	CP/–

S355

–	779
–	–
–	–
–	–
E1	
–	–
–	–
–	DD
–50	CP/–

S363

–	859
–	–
–	–
–	–
E1	
–	–
–	–
–	DD
–50	CP/–

S365

–	879
–	–
–	–
–	–
E1	
–	–
–	–
–	DD
–150	CP/–

S367

–	899
–	–
–	–
–	–
E1	
–	–
–	–
–	DD
–50	CP/–

S375

–	979
–	–
–	–
–	–
E1	
–	–
–	–
–	DD
–50	CP/–

S377

–	999
–	–
–	–
–	–
E1	
–	–
–	–
–	DD
–150	CP/–

S379

–	019
–	–
–	–
–	–
E1	
–	–
–	–
–	DD
–50	CP/–

S382		S384		S384A		S386		S386A	
–	039	–	058.5	–	060	–	078.5	–	080
–	–	–	–	–	–	–	–	–	–
–	–	–	–	–	–	–	–	–	–
–	–	–	–	–	–	–	–	–	–
E1		**E1**		**E1**		**E1**		**E1**	
–	–	–	–	–	–	–	–	–	–
–	–	–	–	–	–	–	–	–	–
–	DD	–	A	–	DD	–	A	–	DD
–50	CP/–	–350	CP/–	–150	CP/–	–650	CP/–	–150	CP/–

S406		S408		S410	
–	279	–	299	–	319
–	–	–	–	–	–
–	–	–	–	–	–
–	–	–	–	–	–
E1		**E1**		**E1**	
–	–	–	–	–	–
–	–	–	–	–	–
–	DD	–	DD	–	DD
–50	CP/–	–150	CP/–	–50	CP/–

S418		S120		S422	
–	399	–	419	–	439
–	–	–	–	–	–
–	–	–	–	–	–
–	–	–	–	–	–
E1		**E1**		**E1**	
–	–	–	–	–	–
–	–	–	–	–	–
–	DD	–	DD	–	DD
–50	CP/–	–150	CP/–	–50	CP/–

S430		S432	
–	519	–	539
–	–	–	–
–	–	–	–
–	–	–	–
E1		**E1**	
–	–	–	–
–	–	–	–
–	DD	–	DD
–50	CP/–	–150	CP/–

S388		S388A		S390		S390A		S392		S392A	
–	098.5	–	100	–	118.5	–	120	–	138.5	–	140
–	–	–	–	–	–	–	–	–	–	–	–
–	–	–	–	–	–	–	–	–	–	–	–
–	–	–	–	–	–	–	–	–	–	–	–
E1		**E1**		**E1**		**E1**		**E1**		**E1**	
–	–	–	–	–	–	–	–	–	–	–	–
–	–	–	–	–	–	–	–	–	–	–	–
–	DD	–	DD	–	DD	–	DD	–	DD	–	DD
–450	CP/–	–50	CP/–	–250	CP/–	–250	CP/–	–50	CP/–	–450	CP/–

219 239 259

S412	
–	339
–	–
–	–
–	–
E1	
–	–
–	–
–	DD
–50	CP/–

359

S416	
	379

S424		S426		S428	
–	459	–	479	–	499
–	–	–	–	–	–
–	–	–	–	–	–
–	–	–	–	–	–
E1		**E1**		**E1**	
–	–	–	–	–	–
–	–	–	–	–	–
–	DD	–	DD	–	DD
–50	CP/–	–150	CP/–	–50	CP/–

S394		S394A		S396		S396A		S398	
–	158.5	–	160	–	178.5	–	180	–	199
–	–	–	–	–	–	–	–	–	–
–	–	–	–	–	–	–	–	–	–
–	–	–	–	–	–	–	–	–	–
E1		**E1**		**E1**		**E1**		**E1**	
–	–	–	–	–	–	–	–	–	–
–	–	–	–	–	–	–	–	–	–
–	DD	–	A	–	DD	–	A	–	DD
–150	CP/–	–650	CP/–	–150	CP/–	–350	CP/–	–50	CP/–

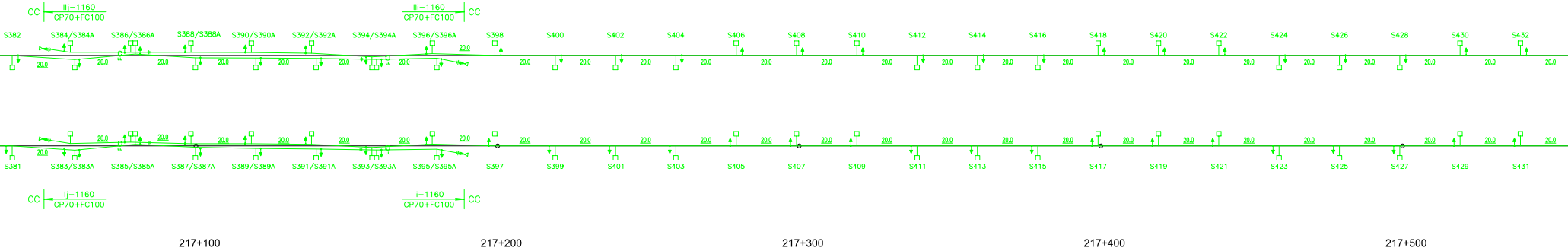

CC
IIj–1160
CP70+FC100
IIi–1160
CP70+FC100
CC
S382
S384/S384A
S386/S386A
S388/S388A
S390/S390A
S392/S392A
S394/S394A
S396/S396A
S398
S400
S402
S404
S406
S408
S410
S412
S414
S416
S418
S420
S422
S424
S426
S428
S430
S432
20.0
S381
S383/S383A
S385/S385A
S387/S387A
S389/S389A
S391/S391A
S393/S393A
S395/S395A
S397
S399
S401
S403
S405
S407
S409
S411
S413
S415
S417
S419
S421
S423
S425
S427
S429
S431
CC
Ij–1160
CP70+FC100
Ii–1160
CP70+FC100
CC
217+100
217+200
217+300
217+400
217+500

S381		S383		S383A		S385		S385A	
–	039	–	058.5	–	060	–	078.5	–	080
–	–	–	–	–	–	–	–	–	–
–	–	–	–	–	–	–	–	–	–
–	–	–	–	–	–	–	–	–	–
E1		**E1**		**E1**		**E1**		**E1**	
–	–	–	–	–	–	–	–	–	–
–	–	–	–	–	–	–	–	–	–
–	DD	–	A	–	DD	–	A	–	DD
–50	CP/–	–350	CP/–	–150	CP/–	–650	CP/–	–150	CP/–

S387		S387A		S389		S389A		S391		S391A	
–	098.5	–	100	–	118.5	–	120	–	138.5	–	140
–	–	–	–	–	–	–	–	–	–	–	–
–	–	–	–	–	–	–	–	–	–	–	–
–	–	–	–	–	–	–	–	–	–	–	–
E1		**E1**		**E1**		**E1**		**E1**		**E1**	
–	–	–	–	–	–	–	–	–	–	–	–
–	–	–	–	–	–	–	–	–	–	–	–
–	DD	–	DD	–	DD	–	DD	–	DD	–	DD
–450	CP/–	–50	CP/–	–250	CP/–	–250	CP/–	–50	CP/–	–450	CP/–

S399		S401		S403	
–	219	–	239	–	259
–	–	–	–	–	–
–	–	–	–	–	–
–	–	–	–	–	–
E1		**E1**		**E1**	
–	–	–	–	–	–
–	–	–	–	–	–
–	DD	–	DD	–	DD
–50	CP/–	–150	CP/–	–50	CP/–

S411		S413		S415	
–	339	–	359	–	379
–	–	–	–	–	–
–	–	–	–	–	–
–	–	–	–	–	–
E1		**E1**		**E1**	
–	–	–	–	–	–
–	–	–	–	–	–
–	DD	–	DD	–	DD
–50	CP/–	–150	CP/–	–50	CP/–

S423		S425		S427	
–	459	–	479	–	499
–	–	–	–	–	–
–	–	–	–	–	–
–	–	–	–	–	–
E1		**E1**		**E1**	
–	–	–	–	–	–
–	–	–	–	–	–
–	DD	–	DD	–	DD
–50	CP/–	–150	CP/–	–50	CP/–

S393		S393A		S395		S395A		S397	
–	158.5	–	160	–	178.5	–	180	–	199
–	–	–	–	–	–	–	–	–	–
–	–	–	–	–	–	–	–	–	–
–	–	–	–	–	–	–	–	–	–
E1		**E1**		**E1**		**E1**		**E1**	
–	–	–	–	–	–	–	–	–	–
–	–	–	–	–	–	–	–	–	–
–	DD	–	A	–	DD	–	A	–	DD
–150	CP/–	–650	CP/–	–150	CP/–	–350	CP/–	–50	CP/–

S405		S407		S409	
–	279	–	299	–	319
–	–	–	–	–	–
–	–	–	–	–	–
–	–	–	–	–	–
E1		**E1**		**E1**	
–	–	–	–	–	–
–	–	–	–	–	–
–	DD	–	DD	–	DD
–50	CP/–	–150	CP/–	–50	CP/–

S417		S419		S421	
–	399	–	419	–	439
–	–	–	–	–	–
–	–	–	–	–	–
–	–	–	–	–	–
E1		**E1**		**E1**	
–	–	–	–	–	–
–	–	–	–	–	–
–	DD	–	DD	–	DD
–50	CP/–	–150	CP/–	–50	CP/–

S429		S4	
–	519	–	
–	–	–	
–	–	–	
–	–	–	
E1		**E**	
–	–	–	
–	–	–	
–	DD	–	
–50	CP/–	–150	

S434		S442		S444		S446		S454		S456		S458		S466		S468		S470		S478		S480		S482	
–	559	–	639	–	659	–	679	–	759	–	779	–	799	–	879	–	899	–	919	–	999	–	019	–	039
–	–	–	–	–	–	–	–	–	–	–	–	–	–	–	–	–	–	–	–	–	–	–	–	–	–
–	–	–	–	–	–	–	–	–	–	–	–	–	–	–	–	–	–	–	–	–	–	–	–	–	–
–	–	–	–	–	–	–	–	–	–	–	–	–	–	–	–	–	–	–	–	–	–	–	–	–	–
E1		E1		E1		E1		E1		E1		E1		E1		E1		E1		E1		E1		E1	
–	–	–	–	–	–	–	–	–	–	–	–	–	–	–	–	–	–	–	–	–	–	–	–	–	–
–	–	–	–	–	–	–	–	–	–	–	–	–	–	–	–	–	–	–	–	–	–	–	–	–	–
–	DD	–	DD	–	DD	–	DD	–	DD	–	DD	–	DD	–	DD	–	DD	–	DD	–	DD	–	DD	–	DD
−50	CP/–	−50	CP/–	−150	CP/–	−50	CP/–	−50	CP/–	−150	CP/–	−50	CP/–	−50	CP/–	−150	CP/–	−50	CP/–	−50	CP/–	−150	CP/–	−50	CP/–

S436		S438		S440		S448		S450		S452		S460		S462		S464		S472		S474		S476	
–	579	–	599	–	619	–	699	–	719	–	739	–	819	–	839	–	859	–	939	–	959	–	979
–	–	–	–	–	–	–	–	–	–	–	–	–	–	–	–	–	–	–	–	–	–	–	–
–	–	–	–	–	–	–	–	–	–	–	–	–	–	–	–	–	–	–	–	–	–	–	–
–	–	–	–	–	–	–	–	–	–	–	–	–	–	–	–	–	–	–	–	–	–	–	–
E1		E1		E1		E1		E1		E1		E1		E1		E1		E1		E1		E1	
–	–	–	–	–	–	–	–	–	–	–	–	–	–	–	–	–	–	–	–	–	–	–	–
–	–	–	–	–	–	–	–	–	–	–	–	–	–	–	–	–	–	–	–	–	–	–	–
–	DD	–	DD	–	DD	–	DD	–	DD	–	DD	–	DD	–	DD	–	DD	–	DD	–	DD	–	DD
−50	CP/–	−150	CP/–	−50	CP/–	−50	CP/–	−150	CP/–	−50	CP/–	−50	CP/–	−150	CP/–	−50	CP/–	−50	CP/–	−150	CP/–	−50	CP/–

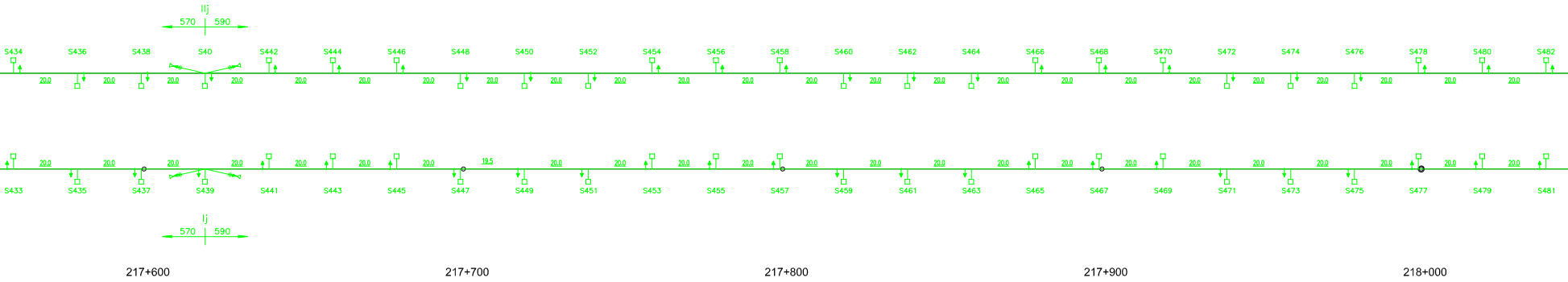
Iij
570
590
S434
S436
S438
S40
S442
S444
S446
S448
S450
S452
S454
S456
S458
S460
S462
S464
S466
S468
S470
S472
S474
S476
S478
S480
S482
20.0
19.5
S433
S435
S437
S439
S441
S443
S445
S447
S449
S451
S453
S455
S457
S459
S461
S463
S465
S467
S469
S471
S473
S475
S477
S479
S481
Ij
570
590
217+600
217+700
217+800
217+900
218+000

S435		S437		S439		S447		S449		S451		S459		S461		S463		S471		S473		S475	
–	579	–	599	–	619	–	699	–	719	–	739	–	819	–	839	–	859	–	939	–	959	–	979
–	–	–	–	–	–	–	–	–	–	–	–	–	–	–	–	–	–	–	–	–	–	–	–
–	–	–	–	–	–	–	–	–	–	–	–	–	–	–	–	–	–	–	–	–	–	–	–
–	–	–	–	–	–	–	–	–	–	–	–	–	–	–	–	–	–	–	–	–	–	–	–
E1		E1		E1		E1		E1		E1		E1		E1		E1		E1		E1		E1	
–	–	–	–	–	–	–	–	–	–	–	–	–	–	–	–	–	–	–	–	–	–	–	–
–	–	–	–	–	–	–	–	–	–	–	–	–	–	–	–	–	–	–	–	–	–	–	–
–	DD	–	DD	–	DD	–	DD	–	DD	–	DD	–	DD	–	DD	–	DD	–	DD	–	DD	–	DD
−50	CP/–	−150	CP/–	−50	CP/–	−50	CP/–	−150	CP/–	−50	CP/–	−50	CP/–	−150	CP/–	−50	CP/–	−50	CP/–	−150	CP/–	−50	CP/–

31		S433		S441		S443		S445		S453		S455		S457		S465		S467		S469		S477		S479		S481	
	539	–	559	–	639	–	659	–	679	–	759	–	779	–	799	–	879	–	899	–	919	–	999	–	019	–	039
	–	–	–	–	–	–	–	–	–	–	–	–	–	–	–	–	–	–	–	–	–	–	–	–	–	–	–
	–	–	–	–	–	–	–	–	–	–	–	–	–	–	–	–	–	–	–	–	–	–	–	–	–	–	–
	–	–	–	–	–	–	–	–	–	–	–	–	–	–	–	–	–	–	–	–	–	–	–	–	–	–	–
1		E1		E1		E1		E1		E1		E1		E1		E1		E1		E1		E1		E1		E1	
	–	–	–	–	–	–	–	–	–	–	–	–	–	–	–	–	–	–	–	–	–	–	–	–	–	–	–
	–	–	–	–	–	–	–	–	–	–	–	–	–	–	–	–	–	–	–	–	–	–	–	–	–	–	–
	DD	–	DD	–	DD	–	DD	–	DD	–	DD	–	DD	–	DD	–	DD	–	DD	–	DD	–	DD	–	DD	–	DD
	CP/–	−50	CP/–	−50	CP/–	−150	CP/–	−50	CP/–	−50	CP/–	−150	CP/–	−50	CP/–	−50	CP/–	−150	CP/–	−50	CP/–	−50	CP/–	−150	CP/–	−50	CP/–

S484		S486		S486A		S488		S488A	
–	059	–	078.5	–	080	–	098.5	–	100
–	–	–	–	–	–	–	–	–	–
–	–	–	–	–	–	–	–	–	–
–	–	–	–	–	–	–	–	–	–
E1		E1		E1		E1		E1	
–	–	–	–	–	–	–	–	–	–
–	–	–	–	–	–	–	–	–	–
–	DD	–	A	–	DD	–	A	–	DD
-50	CP/–	-50	CP/–	-150	CP/–	-50	CP/–	-50	CP/–

S508		S510		S512	
–	299	–	319	–	339
–	–	–	–	–	–
–	–	–	–	–	–
–	–	–	–	–	–
E1		E1		E1	
–	–	–	–	–	–
–	–	–	–	–	–
–	DD	–	DD	–	DD
-50	CP/–	-150	CP/–	-50	CP/–

S520		S522		S524	
–	419	–	439	–	459
–	–	–	–	–	–
–	–	–	–	–	–
–	–	–	–	–	–
E1		E1		E1	
–	–	–	–	–	–
–	–	–	–	–	–
–	DD	–	DD	–	DD
-50	CP/–	-150	CP/–	-50	CP/–

S490		S490A		S492		S492A		S494		S494A	
–	118.5	–	120	–	138.5	–	140	–	158.5	–	160
–	–	–	–	–	–	–	–	–	–	–	–
–	–	–	–	–	–	–	–	–	–	–	–
–	–	–	–	–	–	–	–	–	–	–	–
E1		E1		E1		E1		E1		E1	
–	–	–	–	–	–	–	–	–	–	–	–
–	–	–	–	–	–	–	–	–	–	–	–
–	DD	–	DD	–	DD	–	DD	–	DD	–	DD
-150	CP/–	-50	CP/–	-50	CP/–	-50	CP/–	-50	CP/–	-150	CP/–

S502		S504		S506	
–	239	–	259	–	279
–	–	–	–	–	–
–	–	–	–	–	–
–	–	–	–	–	–
E1		E1		E1	
–	–	–	–	–	–
–	–	–	–	–	–
–	DD	–	DD	–	DD
-50	CP/–	-150	CP/–	-50	CP/–

S514		S516		S518	
–	259	–	379	–	399
–	–	–	–	–	–
–	–	–	–	–	–
–	–	–	–	–	–
E1		E1		E1	
–	–	–	–	–	–
–	–	–	–	–	–
–	DD	–	DD	–	DD
-50	CP/–	-150	CP/–	-50	CP/–

S496		S496A		S498		S498A		S500	
–	178.5	–	180	–	198.5	–	200	–	219
–	–	–	–	–	–	–	–	–	–
–	–	–	–	–	–	–	–	–	–
–	–	–	–	–	–	–	–	–	–
E1		E1		E1		E1		E1	
–	–	–	–	–	–	–	–	–	–
–	–	–	–	–	–	–	–	–	–
–	DD	–	A	–	DD	–	A	–	DD
-50	CP/–	-50	CP/–	-150	CP/–	-50	CP/–	-50	CP/–

4/4 ⇨

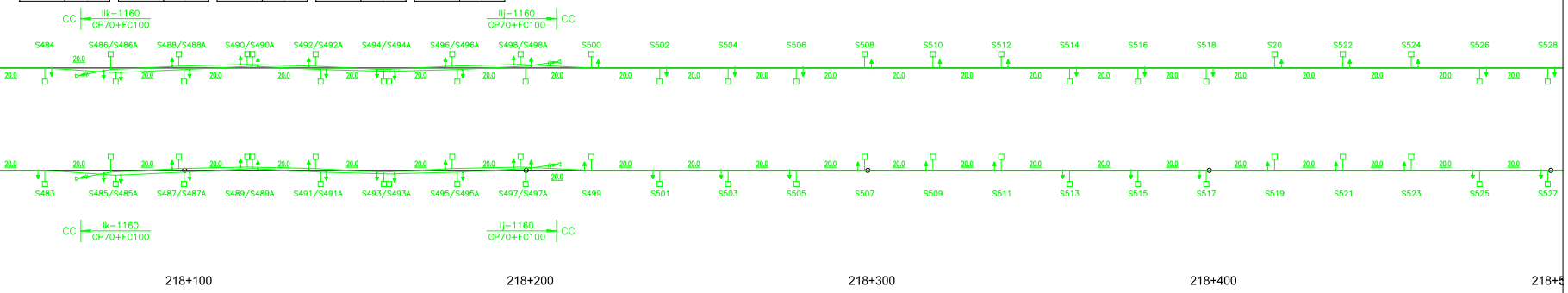
CC
IIk-1160
CP70+FC100
IIj-1160
CP70+FC100
CC
S484
S486/S486A
S488/S488A
S490/S490A
S492/S492A
S494/S494A
S496/S496A
S498/S498A
S500
S502
S504
S506
S508
S510
S512
S514
S516
S518
S520
S522
S524
S526
S528
20.0
S483
S485/S485A
S487/S487A
S489/S489A
S491/S491A
S493/S493A
S495/S495A
S497/S497A
S499
S501
S503
S505
S507
S509
S511
S513
S515
S517
S519
S521
S523
S525
S527
CC
Ik-1160
CP70+FC100
Ij-1160
CP70+FC100
CC
218+100
218+200
218+300
218+400
218+5

S483		S485		S485A		S487		S487A	
–	059	–	078.5	–	080	–	098.5	–	100
–	–	–	–	–	–	–	–	–	–
–	–	–	–	–	–	–	–	–	–
–	–	–	–	–	–	–	–	–	–
E1		E1		E1		E1		E1	
–	–	–	–	–	–	–	–	–	–
–	–	–	–	–	–	–	–	–	–
–	DD	–	A	–	DD	–	A	–	DD
-50	CP/–	-50	CP/–	-150	CP/–	-50	CP/–	-50	CP/–

S489		S489A		S491		S491A		S493		S493A	
–	118.5	–	120	–	138.5	–	140	–	158.5	–	160
–	–	–	–	–	–	–	–	–	–	–	–
–	–	–	–	–	–	–	–	–	–	–	–
–	–	–	–	–	–	–	–	–	–	–	–
E1		E1		E1		E1		E1		E1	
–	–	–	–	–	–	–	–	–	–	–	–
–	–	–	–	–	–	–	–	–	–	–	–
–	DD	–	DD	–	DD	–	DD	–	DD	–	DD
-150	CP/–	-50	CP/–	-50	CP/–	-50	CP/–	-50	CP/–	-150	CP/–

S501		S503		S505	
–	239	–	259	–	279
–	–	–	–	–	–
–	–	–	–	–	–
–	–	–	–	–	–
E1		E1		E1	
–	–	–	–	–	–
–	–	–	–	–	–
–	DD	–	DD	–	DD
-50	CP/–	-150	CP/–	-50	CP/–

S513		S515		S517	
–	359	–	379	–	399
–	–	–	–	–	–
–	–	–	–	–	–
–	–	–	–	–	–
E1		E1		E1	
–	–	–	–	–	–
–	–	–	–	–	–
–	DD	–	DD	–	DD
-50	CP/–	-150	CP/–	-50	CP/–

S495		S495A		S497		S497A		S499	
–	178.5	–	180	–	198.5	–	200	–	219
–	–	–	–	–	–	–	–	–	–
–	–	–	–	–	–	–	–	–	–
–	–	–	–	–	–	–	–	–	–
E1		E1		E1		E1		E1	
–	–	–	–	–	–	–	–	–	–
–	–	–	–	–	–	–	–	–	–
–	DD	–	A	–	DD	–	A	–	DD
-50	CP/–	-50	CP/–	-150	CP/–	-50	CP/–	-50	CP/–

S507		S509		S511	
–	299	–	319	–	339
–	–	–	–	–	–
–	–	–	–	–	–
–	–	–	–	–	–
E1		E1		E1	
–	–	–	–	–	–
–	–	–	–	–	–
–	DD	–	DD	–	DD
-50	CP/–	-150	CP/–	-50	CP/–

S519		S521		S523	
–	419	–	439	–	459
–	–	–	–	–	–
–	–	–	–	–	–
–	–	–	–	–	–
E1		E1		E1	
–	–	–	–	–	–
–	–	–	–	–	–
–	DD	–	DD	–	DD
-50	CP/–	-150	CP/–	-50	CP/–

LEGENDA / LEGEND

Stâlp metalic H cu o consolă
Metallic H pole with one cantilever

Stâlp metalic H cu două console
Metallic H pole with two cantilevers

Stâlp metalic H cu trei console
Metallic H pole with three cantilevers

Stâlp metalic H cu două console jumelate
Metallic H pole with two twin cantilevers

Stalp metalic H cu ancora pentru catenara
Metallic H pole with anchoring for catenary

Stâlp metalic Mu cu o consolă specială
Metallic Mu pole with one special cantilever

Consolă pe pinten metalic
Cantilever on drop bracket

2 console pe pinten metalic
2 cantilevers on drop bracket

3 console pe pinten metalic
3 cantilevers on drop bracket

Traversă metalică pe stâlpi metalici tip H
Gantry beam on metallic H poles

Izolator de secționare
Sectioning insulator

Izolator de separare electrică în suspensia catenară
Insulator for electric separation into catenary

Linie de contact proiectată
Projected contact line

Stâlp existent care se va demonta
Existing pole that will be desmounted

Stâlp existent cu ancoră, care se va demonta
Existing pole with anchor that will be desmounted

Traversă metalică pe stâlpi din beton, care se va demonta
Gantry beam on concrete poles, that will desmounted

○ **Stâlp** SECP6 nou
New SECP6 pole

H	Stâlp metalic H / Metallic H pole
Mu	Stâlp metalic MU / Metallic MU pole
An	Ancoră la nivel / Level anchor
As	Ancoră supraînălțată / Superelevated anchor
DD	Fixator direct tip DD / Pull-off steady arm type DD
DCM	Fixator direct tip DCM / Pull-off steady arm type DCM
DCA	Fixator direct tip DCA / Pull-off steady arm type DCA
DI	Fixator invers tip DI / Push-off steady arm type DI
ICM	Fixator invers tip ICM / Push-off steady arm type ICM
ICA	Fixator invers tip ICA / Push-off steady arm type ICA
FID	Fixator izolat pe stâlp metalic MU / Insulated steady arm on MU pole
A	Fixator de ancorare / Anchoring steady arm
CO	Consolă cu izolator compozit / Cantilever with compozit insulator
CS	Consolă specială pentru stâlp MU / Special cantilever for MU pole
CP	Consolă izolată pentru pinten metalic / Insulated cantilever for metallic drop tube
CPS	Consolă izolată cu prelungitor scurt / Insulated cantilever with short stand-off bracket
CPL	Consolă izolată cu prelungitor lung / Insulated cantilever with long stand-off bracket

[CC*]
[CC] N-L Zonă de ancorare
[SC] CP+FC Anchoring area
[R]

CC	ancorare complet compensată cu contragreutăți din beton / full compensated anchoring with concrete counterweights
CC*	ancorare complet compensată cu contragreutăți din fonta / full compensated anchoring with cast iron counterweights
SC	ancorare semi-compensată cu contragreutăți din beton / half compensated anchoring with concrete counterweights
R	ancorare rigidă / rigid anchoring
N	numărul zonei / area number
L	lungimea zonei / area lenght
CP+FC	tipul catenarei / catenary type

	C		
NUMĂR STÂLP POLE NUMBER	C		
TIP STÂLP TYPE OF POLE	1	2	PICHET STÂLP (POZIȚIA HECTOMETRICĂ) POLE LOCATION
GABARIT STÂLP GAUGE	3	4	TIP FUNDATIE STÂLP TYPE OF POLE FOUNDATION
TIP ANCORĂ TYPE OF ANCHOR	5	6	H STÂLP (DISTANTA DINTRE NSS SI VÂRF) MOUNTING HEIGHT OF POLE (DISTANCE FROM TOP OF RAIL TO TOP OF MAST)
TIP FUNDATIE ANCORĂ TYPE OF ANCHOR FOUNDATION	7	8	LUNGIME STÂLP LENGHT OF POLE

	E		
HFC CONTACT WIRE HEIGHT	1	2	D (DISTANTA DINTRE BRIDELE CONSOLEI) D (INSTALLATION HEIGHT)
ÎNALTIME CONSTRUCTIVA SYSTEM HEIGHT	3	4	SUPRAÎNALTAREA CAII SUPER ELEVATION
HCP MESSENGER WIRE HEIGHT	5	6	TIP FIXATOR STEADY ARM TYPE
ZIG-ZAG CONTACT WIRE STAGER	7	8/9	TIP CONSOLA / TIP PENDULA (ÎN NOD) CANTILEVER TYPE / DORPPERS TYPE

NOTA / NOTE:

SEMNIFICAȚIA CULORILOR FOLOSITE ÎN PREZENTAREA PLANULUI DE LINIE DE CONTACT ESTE URMĂTOAREA:

- verde - elemente noi ale liniei de contact aeriene
- rosu- elemente existente ale liniei de contact aeriene
- negru - elemente noi care aparțin altor specialități
- gri - elemente existente ale planului de situație

THE SIGNIFICATION OF COLORS USED TO PRESENT THE CONTACT LINE DRAWING:

- green - new elements of the overhead contact line
- red- existent elements of the overhead contact line
- black - new elements of others specialities
- grey - existing elements of the layout plan

- Linia de contact în tunel se va adapta în funcție de instalațiile prevăzute în schema de siguranță a tunelului (proiect ITALFERR)
- Contact line in the tunnel will be adapted according to the equipments provided in the tunnel safety scheme (project ITALFERR)

Indice Index	Data Date	Modificare Modification/Revision	Proiectant Designer	Aprobat Consultant Approved Consultant	Aprobat CFR Approved CFR

GUVERNUL ROMANIEI
ROMANIAN GOVERNMENT

PROIECT FINANȚAT DE UNIUNEA EUROPEAN Ă
EUROPEAN UNION FINANCED PROJECT

C.N.C.F. "C.F.R." - S.A.

CLIENT / CLIENT

ITALFERR
GRUPPO FERROVIE DELLO STATO
Joint Venture leader

Scott Wilson

OBERMEYER
PLANEN + BERATEN GmbH

TECNIC
Consulting Engineers

CONSULTANT / CONSULTANT			Data Date	Semnătură Signature
Aprobat Approved	Şef proiect Project manager	R. Liuzza	12.2011	
Aprobat Approved	Coordonator Secțiune 1 Section 1 Coordinator	C. Gambelli	12.2011	
Verificat Checked	Expert Verificator Checking Expert	G. Buffarini	12.2011	

SUBCONTRACTANT / SUBCONTRACTOR

Aprobat Approved	Responsabil Subcontractant Subcontractor Responsible	A.Stanciu - Dinulescu	12.2011	
Întocmit Elaborated	Proiectant Designer	D. Dan	12.2011	

Reabilitarea liniei de cale ferata Braşov - Simeria, parte componentă a coridorului IV Pan European, pentru circulația trenurilor cu viteza maximă de 160 km/h,
Tronsonul : Braşov - Sighişoara
Rehabilitation of the railway line Braşov - Simeria, component Part of the IV Pan-European Corridor, for the trains circulation with maximum speed of 160 km/h ,
Section : Braşov - Sighişoara

Proiect/Project
2004/RO/16/P/PA/003

Faza / Phase:
P.Th. / T.D.

Denumire desen / Drawing Title :

Interval Apața-Racoș - Plan de situație Linie de Contact Demontări-Montări
Apața-Racoş Interval - OCL layout plan Dismounting-Mounting
Km 208+100 ÷ Km 220+900

Codificare / Codification System	Scara / Scale 1:1000	LOT / LOT	Nr. / No 03 / 04

E	A	5	1	0	1	C	1	0	L	7	L	C	0	1	0	1	0	0	2	2

420 x 3400

S532		S534		S536	
–	539	–	559	–	579
–	–	–	–	–	–
–	–	–	–	–	–
–	–	–	–	–	–
E1		E1		E1	
–	–	–	–	–	–
–	–	–	–	–	–
–	DD	–	DD	–	DD
–50	CP/–	–150	CP/–	–50	CP/–

S544		S546		S548	
–	659	–	679	–	699
–	–	–	–	–	–
–	–	–	–	–	–
–	–	–	–	–	–
E1		E1		E1	
–	–	–	–	–	–
–	–	–	–	–	–
–	DD	–	DD	–	DD
–50	CP/–	–150	CP/–	–50	CP/–

S556		S558		S560	
–	779	–	799	–	819
–	–	–	–	–	–
–	–	–	–	–	–
–	–	–	–	–	–
E1		E1		E1	
–	–	–	–	–	–
–	–	–	–	–	–
–	DD	–	DD	–	DD
–50	CP/–	–150	CP/–	–50	CP/–

S568		S570		S572	
–	899	–	919	–	939
–	–	–	–	–	–
–	–	–	–	–	–
–	–	–	–	–	–
E1		E1		E1	
–	–	–	–	–	–
–	–	–	–	–	–
–	DD	–	DD	–	DD
–50	CP/–	–150	CP/–	–50	CP/–

S580		S582	
–	019	–	039
–	–	–	–
–	–	–	–
–	–	–	–
E1		E1	
–	–	–	–
–	–	–	–
–	DD	–	DD
–50	CP/–	–150	CP/

S526		S528		S530	
–	479	–	499	–	519
–	–	–	–	–	–
–	–	–	–	–	–
–	–	–	–	–	–
E1		E1		E1	
–	–	–	–	–	–
–	–	–	–	–	–
–	DD	–	DD	–	DD
–50	CP/–	–150	CP/–	–50	CP/–

S538		S540		S542	
–	599	–	619	–	639
–	–	–	–	–	–
–	–	–	–	–	–
–	–	–	–	–	–
E1		E1		E1	
–	–	–	–	–	–
–	–	–	–	–	–
–	DD	–	DD	–	DD
–50	CP/–	–150	CP/–	–50	CP/–

S550		S552		S554	
–	719	–	739	–	759
–	–	–	–	–	–
–	–	–	–	–	–
–	–	–	–	–	–
E1		E1		E1	
–	–	–	–	–	–
–	–	–	–	–	–
–	DD	–	DD	–	DD
–50	CP/–	–150	CP/–	–50	CP/–

S562		S564		S566	
–	839	–	859	–	879
–	–	–	–	–	–
–	–	–	–	–	–
–	–	–	–	–	–
E1		E1		E1	
–	–	–	–	–	–
–	–	–	–	–	–
–	DD	–	DD	–	DD
–50	CP/–	–150	CP/–	–50	CP/–

S574		S576		S578	
–	959	–	979	–	999
–	–	–	–	–	–
–	–	–	–	–	–
–	–	–	–	–	–
E1		E1		E1	
–	–	–	–	–	–
–	–	–	–	–	–
–	DD	–	DD	–	DD
–50	CP/–	–150	CP/–	–50	CP/–

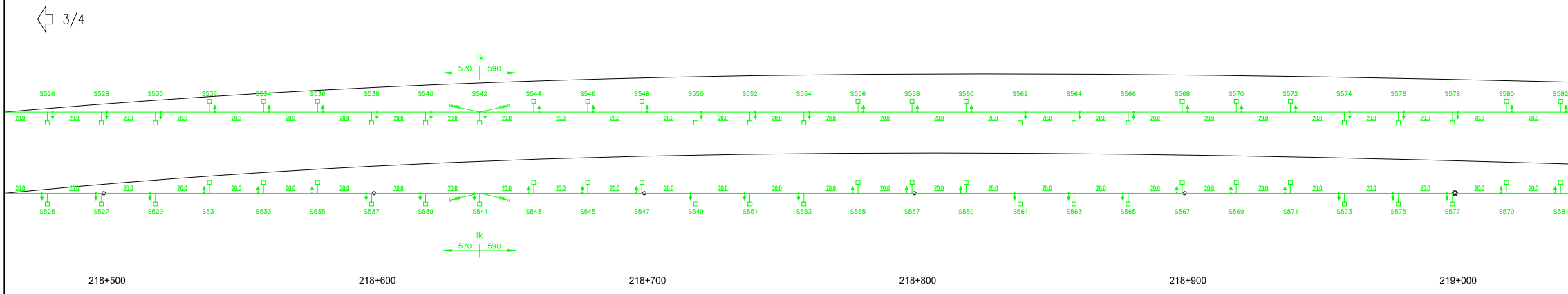
3/4
IIk
570
590
S526
S528
S530
S532
S534
S536
S538
S540
S542
S544
S546
S548
S550
S552
S554
S556
S558
S560
S562
S564
S566
S568
S570
S572
S574
S576
S578
S580
S582
20.0
S525
S527
S529
S531
S533
S535
S537
S539
S541
S543
S545
S547
S549
S551
S553
S555
S557
S559
S561
S563
S565
S567
S569
S571
S573
S575
S577
S579
S581
Ik
570
590
218+500
218+600
218+700
218+800
218+900
219+000

S531		S533		S535	
–	539	–	559	–	579
–	–	–	–	–	–
–	–	–	–	–	–
–	–	–	–	–	–
E1		E1		E1	
–	–	–	–	–	–
–	–	–	–	–	–
–	DD	–	DD	–	DD
–50	CP/–	–150	CP/–	–50	CP/–

S543		S545		S547	
–	659	–	679	–	699
–	–	–	–	–	–
–	–	–	–	–	–
–	–	–	–	–	–
E1		E1		E1	
–	–	–	–	–	–
–	–	–	–	–	–
–	DD	–	DD	–	DD
–50	CP/–	–150	CP/–	–50	CP/–

S555		S557		S559	
–	779	–	799	–	719
–	–	–	–	–	–
–	–	–	–	–	–
–	–	–	–	–	–
E1		E1		E1	
–	–	–	–	–	–
–	–	–	–	–	–
–	DD	–	DD	–	DD
–50	CP/–	–150	CP/–	–50	CP/–

S567		S569		S571	
–	899	–	919	–	939
–	–	–	–	–	–
–	–	–	–	–	–
–	–	–	–	–	–
E1		E1		E1	
–	–	–	–	–	–
–	–	–	–	–	–
–	DD	–	DD	–	DD
–50	CP/–	–150	CP/–	–50	CP/–

S579		S581		S583	
–	019	–	039	–	059
–	–	–	–	–	–
–	–	–	–	–	–
–	–	–	–	–	–
E1		E1		E1	
–	–	–	–	–	–
–	–	–	–	–	–
–	DD	–	DD	–	DD
–50	CP/–	–150	CP/–	–50	CP/–

S525		S527		S529	
–	479	–	499	–	519
–	–	–	–	–	–
–	–	–	–	–	–
–	–	–	–	–	–
E1		E1		E1	
–	–	–	–	–	–
–	–	–	–	–	–
–	DD	–	DD	–	DD
–50	CP/–	–150	CP/–	–50	CP/–

S537		S539		S541	
–	599	–	619	–	639
–	–	–	–	–	–
–	–	–	–	–	–
–	–	–	–	–	–
E1		E1		E1	
–	–	–	–	–	–
–	–	–	–	–	–
–	DD	–	DD	–	DD
–50	CP/–	–150	CP/–	–50	CP/–

S549		S551		S553	
–	719	–	739	–	759
–	–	–	–	–	–
–	–	–	–	–	–
–	–	–	–	–	–
E1		E1		E1	
–	–	–	–	–	–
–	–	–	–	–	–
–	DD	–	DD	–	DD
–50	CP/–	–150	CP/–	–50	CP/–

S561		S563		S565	
–	839	–	859	–	879
–	–	–	–	–	–
–	–	–	–	–	–
–	–	–	–	–	–
E1		E1		E1	
–	–	–	–	–	–
–	–	–	–	–	–
–	DD	–	DD	–	DD
–50	CP/–	–150	CP/–	–50	CP/–

S573		S575		S577	
–	959	–	979	–	999
–	–	–	–	–	–
–	–	–	–	–	–
–	–	–	–	–	–
E1		E1		E1	
–	–	–	–	–	–
–	–	–	–	–	–
–	DD	–	DD	–	DD
–50	CP/–	–150	CP/–	–50	CP/–

S584		S586		S588		S588A		S590		S590A		S608		S610		S612		S620		S622		S624	
–	059	–	079	–	098.5	–	100	–	118.5	–	120	–	300.5	–	320.5	–	340.5	–	420.5	–	440.5	–	460.5
–	–	–	–	–	–	–	–	–	–	–	–	–	–	–	–	–	–	–	–	–	–	–	–
–	–	–	–	–	–	–	–	–	–	–	–	–	–	–	–	–	–	–	–	–	–	–	–
–	–	–	–	–	–	–	–	–	–	–	–	–	–	–	–	–	–	–	–	–	–	–	–
E1		E1		E1		E1		E1		E1		E1		E1		E1		E1		E1		E1	
–	–	–	–	–	–	–	–	–	–	–	–	–	–	–	–	–	–	–	–	–	–	–	–
–	–	–	–	–	–	–	–	–	–	–	–	–	–	–	–	–	–	–	–	–	–	–	–
–	DD	–	DD	–	A	–	DD	–	A	–	DD	–	DD	–	DD	–	DD	–	DD	–	DD	–	DD
-50	CP/–	-50	CP/–	-50	CP/–	-150	CP/–	-50	CP/–	-50	CP/–	-50	CP/–	-150	CP/–	-50	CP/–	-50	CP/–	-150	CP/–	-50	CP/–

S592		S592A		S594		S594A		S596		S596A		S614		S616		S618		S626		S628	
–	138.5	–	140	–	158.5	–	160	–	178.5	–	180	–	360.5	–	380.5	–	400.5	–	480.5	–	500.5
–	–	–	–	–	–	–	–	–	–	–	–	–	–	–	–	–	–	–	–	–	–
–	–	–	–	–	–	–	–	–	–	–	–	–	–	–	–	–	–	–	–	–	–
–	–	–	–	–	–	–	–	–	–	–	–	–	–	–	–	–	–	–	–	–	–
E1		E1		E1		E1		E1		E1		E1		E1		E1		E1		E1	
–	–	–	–	–	–	–	–	–	–	–	–	–	–	–	–	–	–	–	–	–	–
–	–	–	–	–	–	–	–	–	–	–	–	–	–	–	–	–	–	–	–	–	–
–	DD	–	DD	–	DD	–	DD	–	DD	–	DD	–	DD	–	DD	–	DD	–	DD	–	DD
-150	CP/–	-50	CP/–	-50	CP/–	-50	CP/–	-50	CP/–	-150	CP/–	-50	CP/–	-150	CP/–	-50	CP/–	-50	CP/–	-150	CP/–

S598		S598A		S600		S600A		S602		S604		S606	
–	198.5	–	200	–	218.5	–	220	–	239.5	–	260.5	–	280.5
–	–	–	–	–	–	–	–	–	–	–	–	–	–
–	–	–	–	–	–	–	–	–	–	–	–	–	–
–	–	–	–	–	–	–	–	–	–	–	–	–	–
E1		E1		E1		E1		E1		E1		E1	
–	–	–	–	–	–	–	–	–	–	–	–	–	–
–	–	–	–	–	–	–	–	–	–	–	–	–	–
–	DD	–	A	–	DD	–	A	–	DD	–	DD	–	DD
-50	CP/–	-50	CP/–	-150	CP/–	-50	CP/–	-50	CP/–	-50	CP/–	-150	CP/–

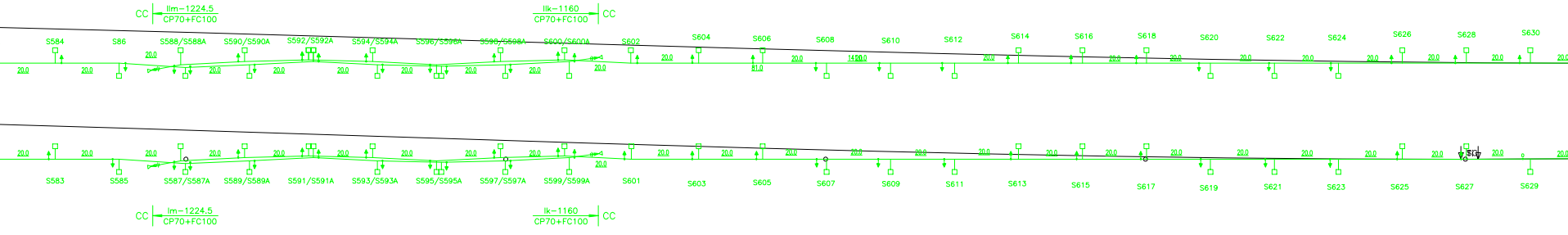
CC
lm-1224.5
CP70+FC100
llk-1160
CP70+FC100
CC
S584
S86
S588/S588A
S590/S590A
S592/S592A
S594/S594A
S596/S596A
S598/S598A
S600/S600A
S602
S604
S606
S608
S610
S612
S614
S616
S618
S620
S622
S624
S626
S628
S630
20.0
S583
S585
S587/S587A
S589/S589A
S591/S591A
S593/S593A
S595/S595A
S597/S597A
S599/S599A
S601
S603
S605
S607
S609
S611
S613
S615
S617
S619
S621
S623
S625
S627
S629
CC
lm-1224.5
CP70+FC100
lk-1160
CP70+FC100
CC

219+100 219+200 219+300 219+400 219+500

S585		S587		S587A		S589		S589A	
–	079	–	098.5	–	100	–	118.5	–	120
–	–	–	–	–	–	–	–	–	–
–	–	–	–	–	–	–	–	–	–
–	–	–	–	–	–	–	–	–	–
E1		E1		E1		E1		E1	
–	–	–	–	–	–	–	–	–	–
–	–	–	–	–	–	–	–	–	–
–	DD	–	A	–	DD	–	A	–	DD
-50	CP/–	-50	CP/–	-150	CP/–	-50	CP/–	-50	CP/–

S591		S591A		S593		S593A		S595		S595A		S603		S605		S613		S615		S617		S625		S627	
–	138.5	–	140	–	158.5	–	160	–	178.5	–	180	–	260.5	–	280.5	–	360.5	–	380.5	–	400.5	–	480.5	–	500.5
–	–	–	–	–	–	–	–	–	–	–	–	–	–	–	–	–	–	–	–	–	–	–	–	–	–
–	–	–	–	–	–	–	–	–	–	–	–	–	–	–	–	–	–	–	–	–	–	–	–	–	–
–	–	–	–	–	–	–	–	–	–	–	–	–	–	–	–	–	–	–	–	–	–	–	–	–	–
E1		E1		E1		E1		E1		E1		E1		E1		E1		E1		E1		E1		E1	
–	–	–	–	–	–	–	–	–	–	–	–	–	–	–	–	–	–	–	–	–	–	–	–	–	–
–	–	–	–	–	–	–	–	–	–	–	–	–	–	–	–	–	–	–	–	–	–	–	–	–	–
–	DD	–	DD	–	DD	–	DD	–	DD	–	DD	–	DD	–	DD	–	DD	–	DD	–	DD	–	DD	–	DD
-150	CP/–	-50	CP/–	-50	CP/–	-50	CP/–	-50	CP/–	-150	CP/–	-50	CP/–	-150	CP/–	-50	CP/–	-150	CP/–	-50	CP/–	-50	CP/–	-150	CP/–

S597		S597A		S599		S599A		S601		S607		S609		S611		S619		S621		S623	
–	198.5	–	200	–	218.5	–	220	–	239.5	–	300.5	–	320.5	–	340.5	–	420.5	–	440.5	–	460.5
–	–	–	–	–	–	–	–	–	–	–	–	–	–	–	–	–	–	–	–	–	–
–	–	–	–	–	–	–	–	–	–	–	–	–	–	–	–	–	–	–	–	–	–
–	–	–	–	–	–	–	–	–	–	–	–	–	–	–	–	–	–	–	–	–	–
E1		E1		E1		E1		E1		E1		E1		E1		E1		E1		E1	
–	–	–	–	–	–	–	–	–	–	–	–	–	–	–	–	–	–	–	–	–	–
–	–	–	–	–	–	–	–	–	–	–	–	–	–	–	–	–	–	–	–	–	–
–	DD	–	A	–	DD	–	A	–	DD	–	DD	–	DD	–	DD	–	DD	–	DD	–	DD
-50	CP/–	-50	CP/–	-150	CP/–	-50	CP/–	-50	CP/–	-50	CP/–	-150	CP/–	-50	CP/–	-50	CP/–	-150	CP/–	-50	CP/–

S632		S634		S636	
–	540.5	–	560.5	–	580.5
–	–	–	–	–	–
–	–	–	–	–	–
–	–	–	–	–	–
E1		E1		E1	
–	–	–	–	–	–
–	–	–	–	–	–
–	DD	–	DD	–	DD
–50	CP/–	–150	CP/–	0	CP/–

S644		S646		S648	
–	660.5	–	680.5	–	700.5
–	–	–	–	–	–
–	–	–	–	–	–
–	–	–	–	–	–
E1		E1		E1	
–	–	–	–	–	–
–	–	–	–	–	–
–	DD	–	DD	–	DD
0	CP/–	–150	CP/–	0	CP/–

S656		S658		S660	
–	780.5	–	800.5	–	820.5
–	–	–	–	–	–
–	–	–	–	–	–
–	–	–	–	–	–
E1		E1		E1	
–	–	–	–	–	–
–	–	–	–	–	–
–	DD	–	DD	–	DD
0	CP/–	–150	CP/–	0	CP/–

S668		S670		S672	
–	900.5	–	920.5	–	940.5
–	–	–	–	–	–
–	–	–	–	–	–
–	–	–	–	–	–
E1		E1		E1	
–	–	–	–	–	–
–	–	–	–	–	–
–	DD	–	DD	–	DD
0	CP/–	–150	CP/–	0	CP/–

S680		S682		S684	
–	020.5	–	040.5	–	060
–	–	–	–	–	–
–	–	–	–	–	–
–	–	–	–	–	–
E1		E1		E1	
–	–	–	–	–	–
–	–	–	–	–	–
–	DD	–	DD	–	DD
0	CP/–	–150	CP/–	0	CP/–

170		172	
H	085	H	117.5
–	–	–	–
–	–	As	–
–	–	–	–
E1		E1	
5500	–	5500	–
1400	–	1400	–
6900	DD	6900	DI
–100	CO/–	+250	CO/–

S630	
–	520.5
–	–
–	–
–	–
E1	
–	–
–	–
–	DD
–50	CP/–

S638		S640		S642	
–	600.5	–	620.5	–	640.5
–	–	–	–	–	–
–	–	–	–	–	–
–	–	–	–	–	–
E1		E1		E1	
–	–	–	–	–	–
–	–	–	–	–	–
–	DD	–	DD	–	DD
–150	CP/–	0	CP/–	–150	CP/–

S650		S652		S654	
–	720.5	–	740.5	–	760.5
–	–	–	–	–	–
–	–	–	–	–	–
–	–	–	–	–	–
E1		E1		E1	
–	–	–	–	–	–
–	–	–	–	–	–
–	DD	–	DD	–	DD
–150	CP/–	0	CP/–	–150	CP/–

S662		S664		S666	
–	840.5	–	860.5	–	880.5
–	–	–	–	–	–
–	–	–	–	–	–
–	–	–	–	–	–
E1		E1		E1	
–	–	–	–	–	–
–	–	–	–	–	–
–	DD	–	DD	–	DD
–150	CP/–	0	CP/–	–150	CP/–

S674		S676		S678	
–	960.5	–	980.5	–	000.5
–	–	–	–	–	–
–	–	–	–	–	–
–	–	–	–	–	–
E1		E1		E1	
–	–	–	–	–	–
–	–	–	–	–	–
–	DD	–	DD	–	DD
–150	CP/–	0	CP/–	–150	CP/–


S632
S634
S636
S638
S640
S642
S644
S646
S648
S650
S652
S654
S656
S658
S660
S662
S664
S666
S668
S670
S672
S674
S676
S678
S680
S631
S633
S635
S637
S639
S641
S643
S645
S647
S649
S651
S653
S655
S657
S659
S661
S663
S665
S667
S669
S671
S673
S675
S677
S679
S681
llm
619 614.5
lm
610 614.5
219+600
219+700
219+800
219+900
220+000
220+100
PK.220+026
PK.220+057
PK.220+072
PK.220+089
PK.220+103
PK.220+026
PK.220+058
PK.220+073
170
171
172
173
CC
CC

S629	
–	520.5
–	–
–	–
–	–
E1	
–	–
–	–
–	DD
0	CP/–

S637		S639		S641	
–	600.5	–	620.5	–	640.5
–	–	–	–	–	–
–	–	–	–	–	–
–	–	–	–	–	–
E1		E1		E1	
–	–	–	–	–	–
–	–	–	–	–	–
–	DD	–	DD	–	DD
0	CP/–	–150	CP/–	0	CP/–

S649		S651		S653	
–	720.5	–	740.5	–	760.5
–	–	–	–	–	–
–	–	–	–	–	–
–	–	–	–	–	–
E1		E1		E1	
–	–	–	–	–	–
–	–	–	–	–	–
–	DD	–	DD	–	DD
0	CP/–	–150	CP/–	0	CP/–

S661		S663		S665	
–	840.5	–	860.5	–	880.5
–	–	–	–	–	–
–	–	–	–	–	–
–	–	–	–	–	–
E1		E1		E1	
–	–	–	–	–	–
–	–	–	–	–	–
–	DD	–	DD	–	DD
0	CP/–	–150	CP/–	0	CP/–

S673		S675		S677	
–	960.5	–	980.5	–	000.5
–	–	–	–	–	–
–	–	–	–	–	–
–	–	–	–	–	–
E1		E1		E1	
–	–	–	–	–	–
–	–	–	–	–	–
–	DD	–	DD	–	DD
0	CP/–	–150	CP/–	0	CP/–

171		173	
H	085	H	116.5
–	–	–	–
–	–	As	–
–	–	–	–
E1		E1	
5500	–	5500	–
1400	–	1400	–
6900	DD	6900	DD
0	CO/–	–250	CO/–

S631		S633		S635	
–	540.5	–	560.5	–	580.5
–	–	–	–	–	–
–	–	–	–	–	–
–	–	–	–	–	–
E1		E1		E1	
–	–	–	–	–	–
–	–	–	–	–	–
–	DD	–	DD	–	DD
–150	CP/–	0	CP/–	–150	CP/–

S643		S645		S647	
–	660.5	–	680.5	–	700.5
–	–	–	–	–	–
–	–	–	–	–	–
–	–	–	–	–	–
E1		E1		E1	
–	–	–	–	–	–
–	–	–	–	–	–
–	DD	–	DD	–	DD
–150	CP/–	0	CP/–	–150	CP/–

S655		S657		S659	
–	780.5	–	800.5	–	820.5
–	–	–	–	–	–
–	–	–	–	–	–
–	–	–	–	–	–
E1		E1		E1	
–	–	–	–	–	–
–	–	–	–	–	–
–	DD	–	DD	–	DD
–150	CP/–	0	CP/–	–150	CP/–

S667		S669		S671	
–	900.5	–	920.5	–	940.5
–	–	–	–	–	–
–	–	–	–	–	–
–	–	–	–	–	–
E1		E1		E1	
–	–	–	–	–	–
–	–	–	–	–	–
–	DD	–	DD	–	DD
–150	CP/–	0	CP/–	–150	CP/–

S679		S681		S683	
–	020.5	–	040.5	–	060
–	–	–	–	–	–
–	–	–	–	–	–
–	–	–	–	–	–
E1		E1		E1	
–	–	–	–	–	–
–	–	–	–	–	–
–	DD	–	DD	–	DD
–150	CP/–	0	CP/–	–150	CP/–

174	
H	153.5
–	–
–	–
–	–
E1	
6000	–
1300	–
7300	A
−600	CO/–
E2	
5500	–
1400	–
6900	DD
−100	CO/–

176	
H	195.5
–	–
–	–
–	–
E1	
5500	–
2000	–
7500	ICM
−250	CO/–
E2	
5500	–
1300	–
6800	ICM
+250	CO/–

178	
H	235
–	–
–	–
–	–
E1	
5500	–
2000	–
7500	ICM
−250	CO/–
E2	
5500	–
1300	–
6800	ICM
+250	CO/–

180	
H	275.5
–	–
–	–
–	–
E1	
5500	–
1400	–
6900	DI
+250	CO/–
E2	
6000	–
1300	–
7300	A
+750	CO/–

182	
H	316.5
–	–
An	–
–	–
E1	
5500	–
1400	–
6900	DD
−100	CO/–

184	
H	361.5
–	–
–	–
–	–
E1	
5500	–
1400	–
6900	DI
+250	CO/–

186	
H	411
–	–
–	–
–	–
E1	
5500	–
1400	–
6900	DD
−100	CO/–

188	
H	461
–	–
–	–
–	–
E1	
5500	–
1400	–
6900	DI
+250	CO/–

190	
H	510.5
–	–
An	–
–	–
E1	
5500	–
1400	–
6900	DD
−100	CO/–

192	
H	555.5
–	–
–	–
–	–
E1	
5500	–
1400	–
6900	DI
+250	CO/–

194	
H	600.5
–	–
An	–
–	–
E1	
5500	–
1400	–
6900	DD
−100	CO/–

V72	
H	741.5
–	–
–	–
–	–
E1	
5500	–
1400	–
6900	DI
+250	CO/–

V74	
H	689.5
–	–
–	–
–	–
E1	
5500	–
1400	–
6900	DD
−100	CO/–

V76	
H	737
–	–
–	–
–	–
E1	
5500	–
1400	–
6900	DI
+250	CO/–

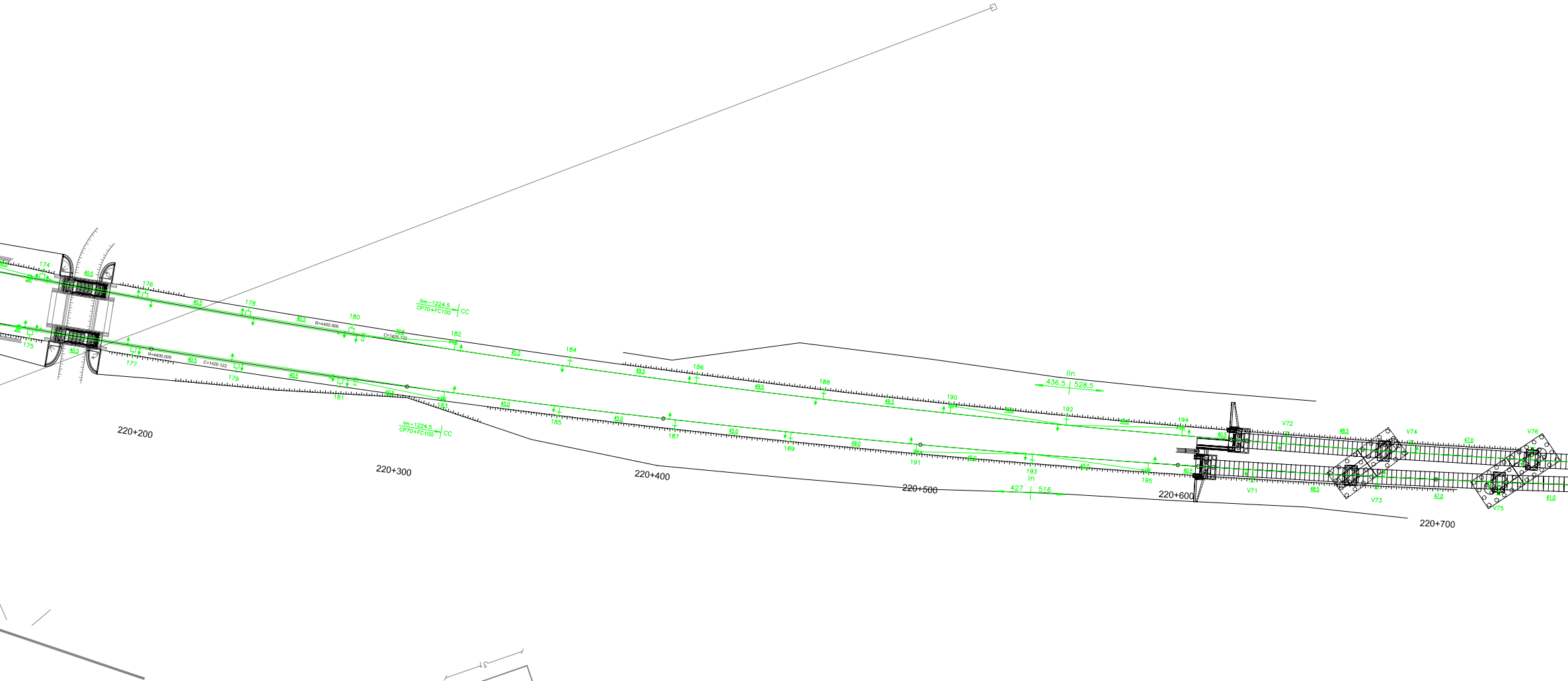
174
176
178
180
182
184
186
188
190
192
194
V72
V74
V76
175
177
179
181
183
185
187
189
191
193
195
V71
V73
V75
40.5
45.0
48.5
47.0
41.0
R=4400.000
C=1420.122
llm−1224.5
CP70+FC100
CC
lm−1224.5
CP70+FC100
CC
lln
436.5
528.5
ln
427
516
220+200
220+300
220+400
220+500
220+600
220+700

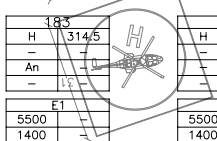

175	
H	152.5
–	–
–	–
–	–
E1	
6000	–
1300	–
7300	A
+600	CO/–
E2	
5500	–
1400	–
6900	DI
+100	CO/–

177	
H	193
–	–
–	–
–	–
E1	
5500	–
2000	–
7500	DCM
+250	CO/–
E2	
5500	–
1300	–
6800	DCM
−250	CO/–

179	
H	233.5
–	–
–	–
–	–
E1	
5500	–
2000	–
7500	DCM
+250	CO/–
E2	
5500	–
1300	–
6800	DCM
−250	CO/–

181	
H	274
–	–
–	–
–	–
E1	
5500	–
1400	–
6900	DD
−250	CO/–
E2	
6000	–
1300	–
7300	A
−750	CO/–

183	
H	314.5
–	–
An	–
–	–
E1	
5500	–
1400	–
6900	DI
+100	CO/–

185	
H	359.5
–	–
–	–
–	–
E1	
5500	–
1400	–
6900	DD
−250	CO/–

187	
H	404.5
–	–
–	–
–	–
E1	
5500	–
1400	–
6900	DI
+100	CO/–

189	
H	449.5
–	–
–	–
–	–
E1	
5500	–
1400	–
6900	DD
−250	CO/–

191	
H	498.5
–	–
An	–
–	–
E1	
5500	–
1400	–
6900	DI
+100	CO/–

193	
H	543.5
–	–
–	–
–	–
E1	
5500	–
1400	–
6900	DD
−250	CO/–

195	
H	588.5
–	–
An	–
–	–
E1	
5500	–
1400	–
6900	DI
+100	CO/–

V71	
H	629
–	–
–	–
–	–
E1	
5500	–
1400	–
6900	DD
−250	CO/–

V73	
H	677.5
–	–
–	–
–	–
E1	
5500	–
1400	–
6900	DI
+100	CO/–

V75	
H	724.5
–	–
–	–
–	–
E1	
5500	–
1400	–
6900	DD
−250	CO/–

V78	
H	778
–	–
–	–
–	–

E1	
5500	–
1400	–
6900	DD
−100	CO/−

V80	
H	819.5
–	–
–	–
–	–

E1	
5500	–
1400	–
6900	DI
+250	CO/−

V82	
H	857.5
–	–
–	–
–	–

E1	
5500	–
1400	–
6900	DD
−100	CO/−

V84	
H	876
–	–
–	–
–	–

E1	
5500	–
1400	–
6900	DI
+200	CO/−

RACOS

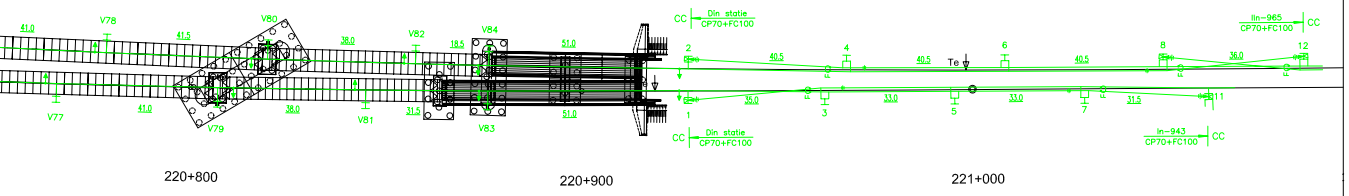
41.0
V78
41.5
V80
38.0
V82
18.5
V84
51.0
CC
Din statie
CP70+FC100
2
40.5
4
40.5
Te
6
40.5
8
36.0
12
IIn-965
CP70+FC100
CC
V77
41.0
V79
38.0
V81
31.5
V83
51.0
1
35.0
3
33.0
5
33.0
7
31.5
11
CC
Din statie
CP70+FC100
In-943
CP70+FC100
CC
220+800
220+900
221+000

V77	
H	765.5
–	–
–	–
–	–

E1	
5500	–
1400	–
6900	DI
+100	CO/−

V79	
H	807
–	–
–	–
–	–

E1	
5500	–
1400	–
6900	DD
−250	CO/−

V81	
H	845
–	–
–	–
–	–

E1	
5500	–
1400	–
6900	DI
+100	CO/−

V83	
H	876
–	–
–	–
–	–

E1	
5500	–
1400	–
6900	DD
−200	CO/−

LEGENDA / LEGEND

Stâlp metalic H cu o consolă
Metallic H pole with one cantilever

Stâlp metalic H cu două console
Metallic H pole with two cantilevers

Stâlp metalic H cu trei console
Metallic H pole with three cantilevers

Stâlp metalic H cu două console jumelate
Metallic H pole with two twin cantilevers

Stalp metalic H cu ancora pentru catenara
Metallic H pole with anchoring for catenary

Stâlp metalic Mu cu o consolă specială
Metallic Mu pole with one special cantilever

Consolă pe pinten metalic
Cantilever on drop bracket

2 console pe pinten metalic
2 cantilevers on drop bracket

3 console pe pinten metalic
3 cantilevers on drop bracket

Traversă metalică pe stâlpi metalici tip H
Gantry beam on metallic H poles

Izolator de secționare
Sectioning Insulator

Izolator de separare electrică în suspensia catenară
Insulator for electric separation into catenary

Linie de contact proiectată
Projected contact line

Stâlp existent care se va demonta
Existing pole that will be desmounted

Stâlp existent cu ancoră, care se va demonta
Existing pole with anchor that will be desmounted

Traversă metalică pe stâlpi din beton, care se va demonta
Gantry beam on concrete poles, that will desmounted

Stâlp SECP6 nou
New SECP6 pole

H	Stâlp metalic H / Metallic H pole
Mu	Stâlp metalic MU / Metallic MU pole
An	Ancoră la nivel / Level anchor
As	Ancoră supraînălțată / Superelevated anchor
DD	Fixator direct tip DD / Pull-off steady arm type DD
DCM	Fixator direct tip DCM / Pull-off steady arm type DCM
DCA	Fixator direct tip DCA / Pull-off steady arm type DCA
DI	Fixator invers tip DI / Push-off steady arm type DI
ICM	Fixator invers tip ICM / Push-off steady arm type ICM
ICA	Fixator invers tip ICA / Push-off steady arm type ICA
FID	Fixator izolat pe stâlp metalic MU / Insulated steady arm on MU pole
A	Fixator de ancorare / Anchoring steady arm
CO	Consolă cu izolator compozit / Cantilever with compozit insulator
CS	Consolă specială pentru stâlp MU / Special cantilever for MU pole
CP	Consolă izolată pentru pinten metalic / Insulated cantilever for metallic drop tube
CPS	Consolă izolată cu prelungitor scurt / Insulated cantilever with short stand-off bracket
CPL	Consolă izolată cu prelungitor lung / Insulated cantilever with long stand-off bracket

[CC*]
[CC]
[SC]
[R]

N-L Zonă de ancorare
CP+FC Anchoring area

CC	ancorare complet compensată cu contragreutăți din beton / full compensated anchoring with concrete counterweights
CC*	ancorare complet compensată cu contragreutăți din fonta / full compensated anchoring with cast iron counterweights
SC	ancorare semi-compensată cu contragreutăți din beton / half compensated anchoring with concrete counterweights
R	ancorare rigidă / rigid anchoring
N	numărul zonei / area number
L	lungimea zonei / area lenght
CP+FC	tipul catenarei / catenary type

NUMĂR STÂLP POLE NUMBER	C		
TIP STÂLP TYPE OF POLE	1	2	PICHET STÂLP (POZIȚIA HECTOMETRICĂ) POLE LOCATION
GABARIT STÂLP GAUGE	3	4	TIP FUNDAȚIE STÂLP TYPE OF POLE FOUNDATION
TIP ANCORĂ TYPE OF ANCHOR	5	6	H STÂLP (DISTANTA DINTRE NSS ȘI VÂRF) MOUNTING HEIGHT OF POLE (DISTANCE FROM TOP OF RAIL TO TOP OF MAST)
TIP FUNDAȚIE ANCORĂ TYPE OF ANCHOR FOUNDATION	7	8	LUNGIME STÂLP LENGHT OF POLE

	E		
HFC CONTACT WIRE HEIGHT	1	2	D (DISTANTA DINTRE BRIDELE CONSOLEI) D (INSTALLATION HEIGHT)
ÎNALTIME CONSTRUCTIVA SYSTEM HEIGHT	3	4	SUPRAÎNALTAREA CAII SUPER ELEVATION
HCP MESSENGER WIRE HEIGHT	5	6	TIP FIXATOR STEADY ARM TYPE
ZIG-ZAG CONTACT WIRE STAGER	7	8/9	TIP CONSOLA / TIP PENDULA (ÎN NOD) CANTILEVER TYPE / DORPPERS TYPE

NOTA / NOTE:

SEMNIFICAȚIA CULORILOR FOLOSITE ÎN PREZENTAREA PLANULUI DE LINIE DE CONTACT ESTE URMĂTOAREA:

- verde - elemente noi ale liniei de contact aeriene
- rosu- elemente existente ale liniei de contact aeriene
- negru - elemente noi care aparțin altor specialități
- gri - elemente existente ale planului de situație

THE SIGNIFICATION OF COLORS USED TO PRESENT THE CONTACT LINE DRAWING:

- green - new elements of the overhead contact line
- red- existent elements of the overhead contact line
- black - new elements of others specialities
- grey - existing elements of the layout plan

- Linia de contact în tunel se va adapta în funcție de instalațiile prevăzute în schema de siguranță a tunelului (project ITALFERR)
- Contact line in the tunnel will be adapted according to the equipments provided in the tunnel safety scheme (project ITALFERR)

Indice Index	Data Date	Modificare Modification/Revision	Proiectant Designer	Aprobat Consultant Approved Consultant	Aprobat CFR Approved CFR

GUVERNUL ROMANIEI
ROMANIAN GOVERNMENT

PROIECT FINANȚAT DE UNIUNEA EUROPEANĂ
EUROPEAN UNION FINANCED PROJECT

C.N.C.F. "C.F.R." - S.A.

CLIENT / CLIENT

ITALFERR
GRUPPO FERROVIE DELLO STATO
Joint Venture leader
Scott Wilson
OBERMEYER PLANEN + BERATEN GmbH
TECNIC Consulting Engineers

CONSULTANT / CONSULTANT

			Data Date	Semnătură Signature
Aprobat Approved	Şef proiect Project manager	R. Liuzza	12.2011	
Aprobat Approved	Coordonator Secțiune 1 Section 1 Coordinator	C. Gambelli	12.2011	
Verificat Checked	Expert Verificator Checking Expert	G. Buffarini	12.2011	

SUBCONTRACTANT / SUBCONTRACTOR

AREX

Aprobat Approved	Responsabil Subcontractant Subcontractor Responsible	A. Stanciu - Dinulescu	12.2011	
Întocmit Elaborated	Proiectant Designer	D. Dan	12.2011	

Reabilitarea liniei de cale ferata Braşov - Simeria, parte componentă a coridorului IV Pan European,
pentru circulaţia trenurilor cu viteza maximă de 160 km/h,
Tronsonul : Braşov - Sighişoara
Rehabilitation of the railway line Braşov - Simeria, component Part of the IV Pan-European Corridor,
for the trains circulation with maximum speed of 160 km/h ,
Section : Braşov - Sighişoara

Proiect/Project
2004/RO/16/P/PA/003

Faza / Phase:
P.Th. / T.D.

Denumire desen / Drawing Title :

Interval Apața-Racoş - Plan de situație Linie de Contact Demontări-Montări
Apața-Racoş Interval - OCL layout plan Dismounting-Mounting
Km 208+100 ÷ Km 220+900

Codificare / Codification System	Scara / Scale 1:1000	LOT / LOT	Nr. / No 04 / 04

E A 5 1 | 0 1 | C | 1 0 | L 7 | L C | 0 1 | 0 | 1 | 0 0 2 | 2

420 x 2980