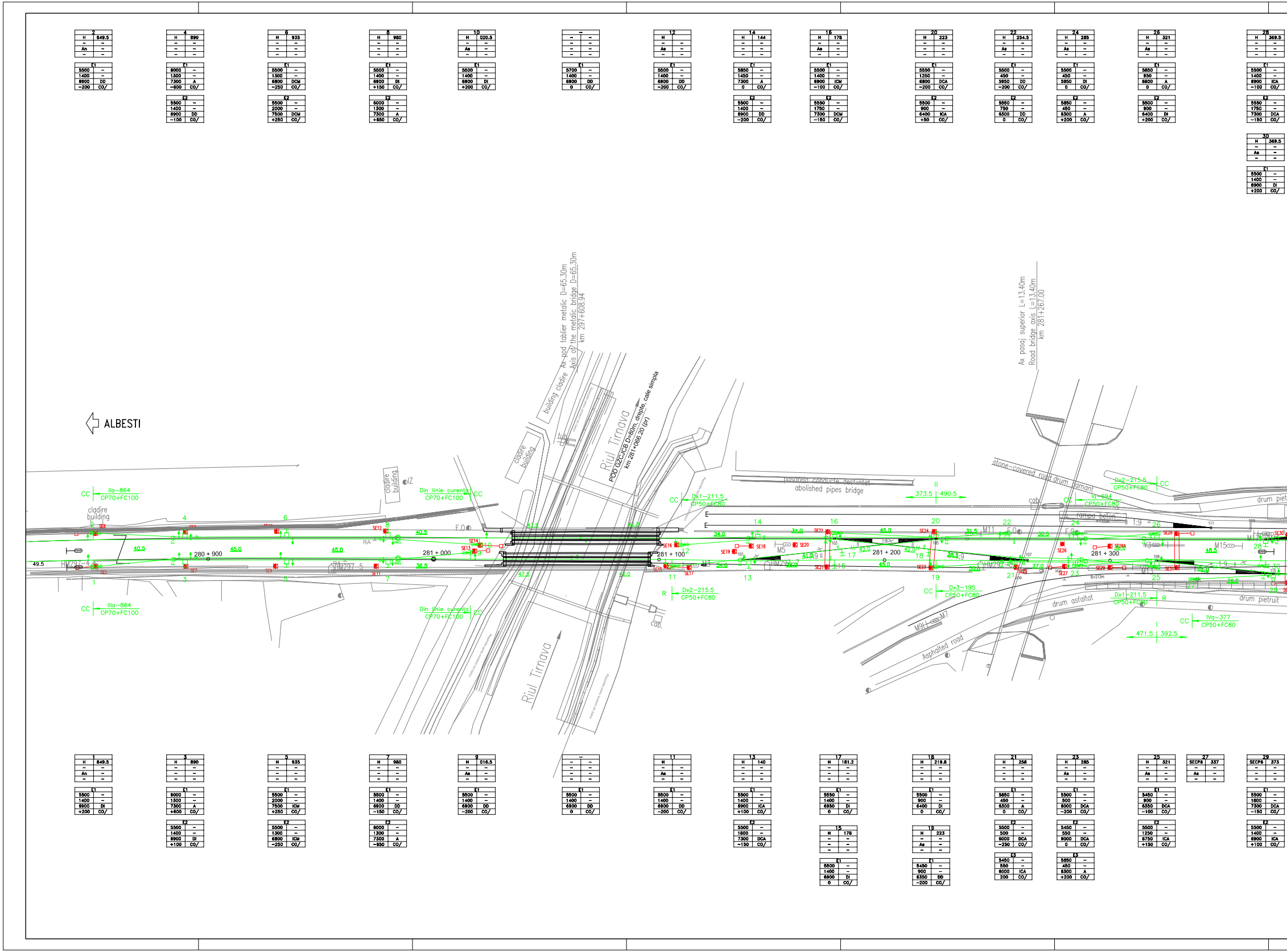
ALBESTI
cladire building
building cladire
cladire building
IZ
Ax pod tablier metalic D=65.30m
Axis of the metalic bridge D=65.30m
km 297+608.94
Riul Tirnava
POD GZCJCB D=60m, drepte, cale simpla
km 281+066.20 (pr)
Riul Tirnava
Ax pasaj superior L=13.40m
Road bridge axis L=13.40m
km 281+267.00
pasarela conducte desfiintat
abolished pipes bridge
stone-covered road drum pietruit
drum pietruit
drum asfaltat
Asphalted road
rampa beton
cab.
280 + 900
281 + 000
281 + 100
281 + 200
281 + 300
CC IIa-864 CP70+FC100
Din linie curenta CP70+FC100 CC
CC Dx1-211.5 CP50+FC80
R Dx2-215.5 CP50+FC80
CC Dx3-195 CP50+FC80
Dx2-215.5 CP50+FC80 CC
CC Ia-694 CP50+FC80
Dx1-211.5 CP50+FC80 R
CC IVa-377 CP50+FC80
373.5 490.5
471.5 392.5
49.5
40.5
45.0
34.0
42.0
47.5
27.0
M5
M7
M9
M11
M15
HM297

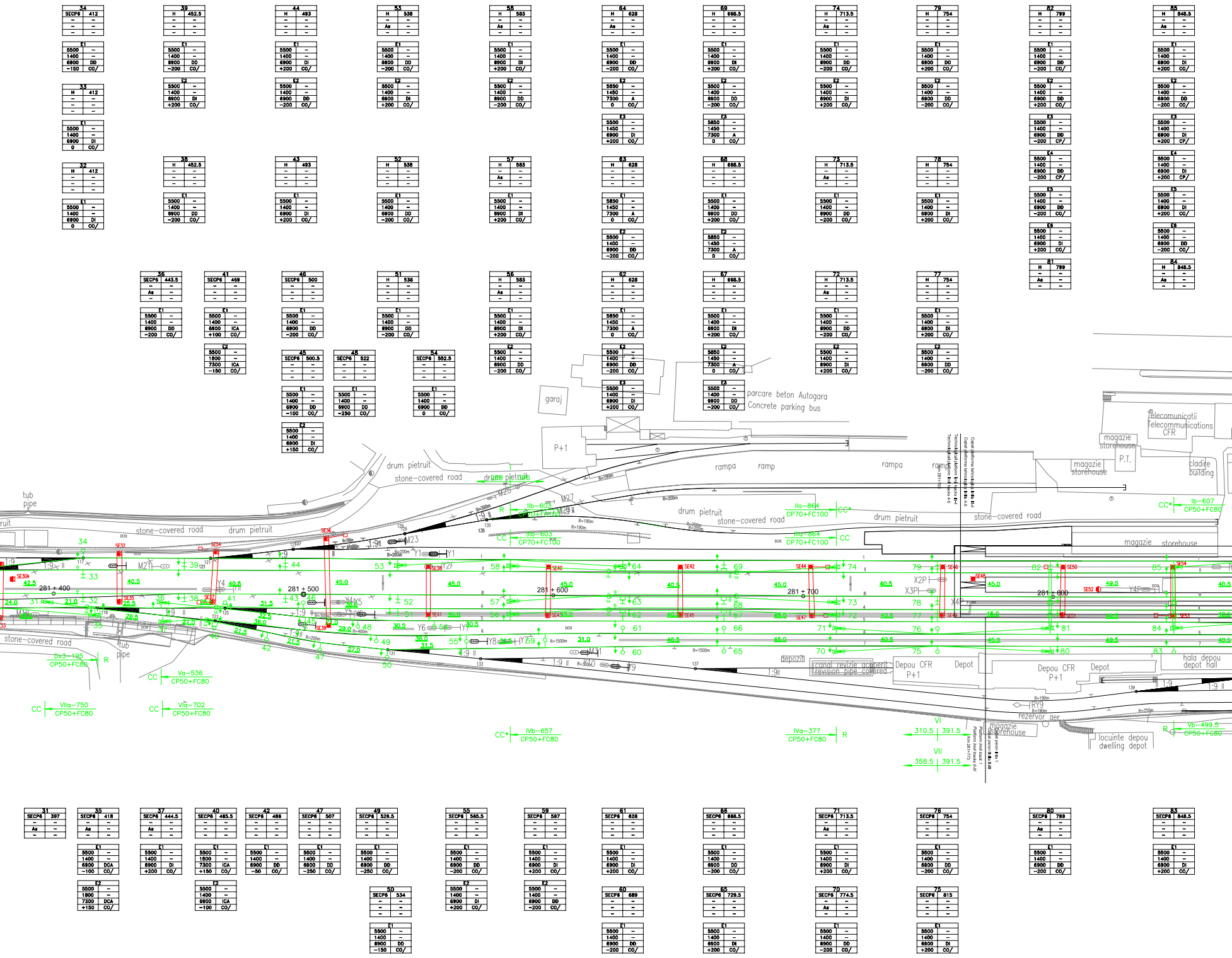
drum pietruit
stone-covered road
tub pipe
garaj
P+1
parcare beton Autogara
Concrete parking bus
rampa
ramp
magazie
storehouse
telecomunicatii
Telecommunications
CFR
P.T.
cladire
building
Depou CFR
Depot
depozit
canal revizie acoperit
revision pipe covered
hala depou
depot hall
rezervor aer
locuinte depou
dwelling depot
281 + 400
281 + 500
281 + 600
281 + 700
281 + 800
IIa-864
CP70+FC100
IIb-603
IIIb-603
IIIa-864
Ib-607
CP50+FC80
Va-536
Vb-499.5
IVa-377
IVb-657
VIIa-750
VIa-702
0x3-195
CC
CC*
R
M21
M23
M27
M29
M31
Y1
Y2F
Y4
Y4P
Y5
Y6
Y7
Y8
Y9
X2P
X3P
X4P
X10
RY9
1:9
R=190m
R=200m
R=300m
R=400m
R=1500m
SECP6
H
As
E1
E2
E3
E4
E5
E6
5500
1400
6900
DD
DI
CO/
CP/
ICA
DCA
VI
VII
310.5
391.5
358.5

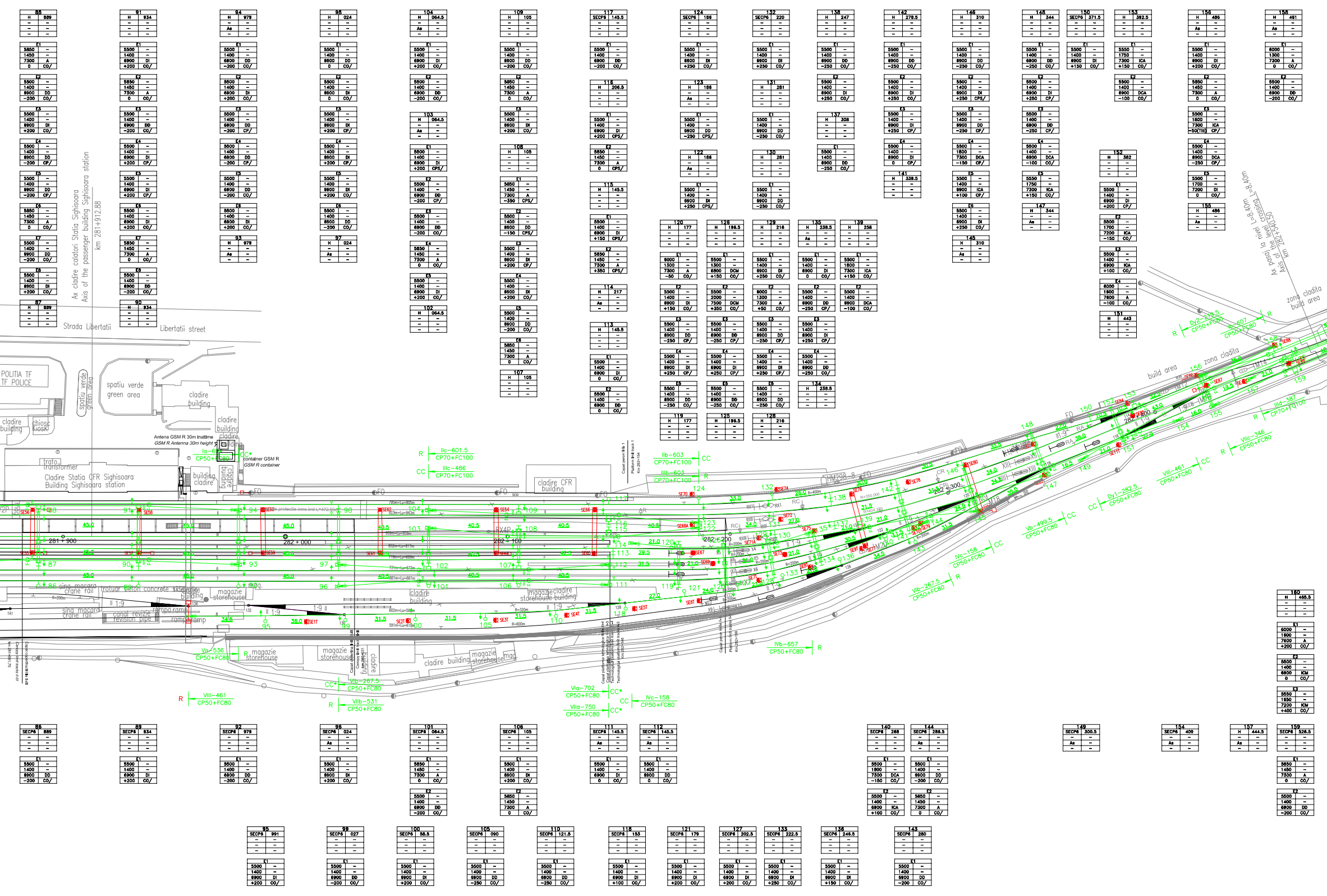
Ax cladire calatori Statia Sighisoara
Axis of the passenger building Sighisoara station
km 281+912.88
Strada Libertatii
Libertatii street
POLITIA TF
TF POLICE
spatiu verde
green area
cladire
building
chiosc
kiosk
Antena GSM R 30m inaltime
GSM R Antenna 30m height
container GSM R
GSM R container
trafo
transformer
Cladire Statia CFR Sighisoara
Building Sighisoara station
cladire CFR
building
281 + 900
282 + 000
282 + 100
282 + 200
282 + 300
282 + 400
sina macara
crane rail
trotuar beton
concrete sidewalk
magazie
storehouse
rampa
ramp
canal revizie
revision pipe
Ax pasaj la nivel L=8.40m
Axis of the level crossing L=8.40m
km 282+540.00
zona cladita
build area
IIc-601.5
CP70+FC100
IIIc-486
CP70+FC100
IIb-603
CP70+FC100
IIIb-603
CP70+FC100
Ia-6..
CP50+FC80
Va-536
CP50+FC80
VIII-461
CP50+FC80
VIIb-531
CP50+FC80
Vb-267.5
CP50+FC80
VIa-702
CP50+FC80
VIIa-750
CP50+FC80
IVc-158
CP50+FC80
IVb-657
CP50+FC80
VIb-267.5
CP50+FC80
IVc-158
CP50+FC80
Vb-499.5
CP50+FC80
Dv1-282.5
CP50+FC80
VIII-461
CP50+FC80
VIIc-346
CP50+FC80
IIId-387
CP70+FC100
Dv2-282.5
CP50+FC80
IV-607
CP50+FC80
R
CC

163	
H	508
–	–
As	–
–	–

E1	
5500	–
1400	–
6900	ICA
+50	CO/

E2	
5550	–
1750	–
7300	DCA
–200	CO/

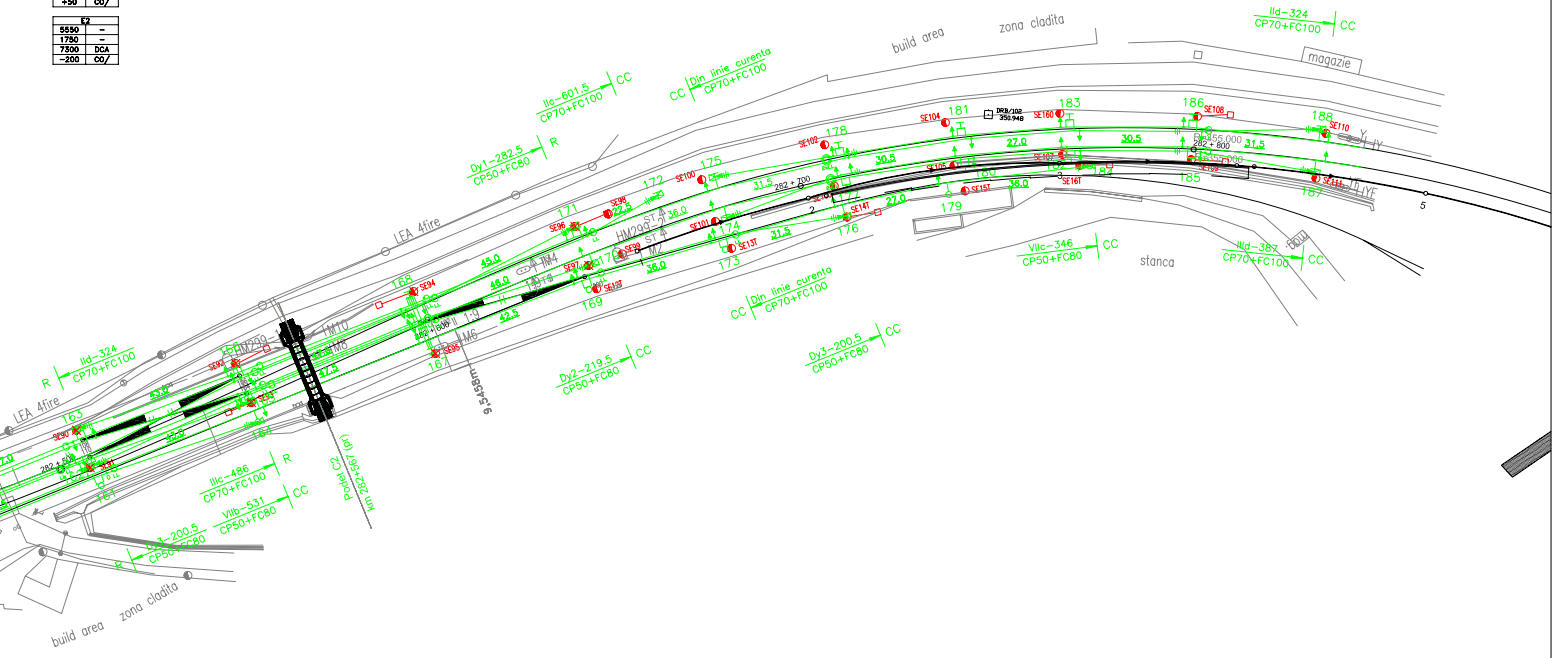

build area
zona cladita
magazie
IIId-324
CP70+FC100
CC
IIc-601.5
CP70+FC100
CC
CC
Din linie curenta
CP70+FC100
Dy1-282.5
CP50+FC80
R
LEA 4fire
SE104
181
DRB/102
350.948
SE160
183
186
SE108
188
SE110
SE102
178
27.0
30.5
31.5
30.6
175
SE100
172
SE98
171
SE96
HM29
36.0
45.0
46.0
42.5
168
SE94
169
173
176
179
184
185
187
SE141
SE137
SE157
SE161
SE101
282 + 700
282 + 800
5
Vllc-346
CP50+FC80
CC
stanca
IIId-387
CP70+FC100
CC
CC
Din linie curenta
CP70+FC100
Dy3-200.5
CP50+FC80
CC
Dy2-219.5
CP50+FC80
CC
9.545km
Podet C2
km 282+567 (pr)
IIIc-486
CP70+FC100
R
Vllb-531
CP50+FC80
CC
Dy1-200.5
CP50+FC80
R
IId-324
CP70+FC100
R
LEA 4fire
163
164
165
166
167
282+600
build area
zona cladita

166	
H	551
–	–
–	–
–	–

E1	
6000	–
1600	–
7600	A
–100	CO/

E2	
5550	–
1650	–
7200	DCA
–150	CO/

E3	
5500	–
1400	–
6900	ICA
+100	CO/

168	
H	598
–	–
–	–
–	–

E1	
5500	–
1800	–
7300	ICM
+50	CO/

E2	
5500	–
1400	–
6900	ICM
+250	CO/

E3	
6000	–
1600	–
7500	A
+450	CO/

E4	
5550	–
1750	–
7300	ICA
+150	CP/

E5	
5500	–
1400	–
6900	DCA
–100	CP/

E6	
6000	–
1600	–
7600	A
+100	CP/

E7	
5500	–
1400	–
6900	DI
+200	CO/

171	
H	643
–	–
As	–
–	–

E1	
5500	–
1400	–
6900	DD
–250	CO/

E2	
5850	–
1450	–
7300	A
–50	CO/

172	
H	665.5
–	–
As	–
–	–

175	
H	680
–	–
As	–
–	–

E1	
5500	–
1400	–
6900	DD
–250	CO/

178	
H	711.5
–	–
–	–
–	–

E1	
6000	–
1300	–
7300	A
–750	CO/

E2	
5500	–
1400	–
6900	DD
–250	CO/

181	
H	742
–	–
–	–
–	–

E1	
5500	–
1300	–
6800	DCM
–400	CO/

E2	
5500	–
2000	–
7500	DCM
+100	CO/

183	
H	769
–	–
–	–
–	–

E1	
5500	–
1300	–
6800	DCM
–400	CO/

E2	
5500	–
2000	–
7500	DCM
+100	CO/

186	
H	799.5
–	–
–	–
–	–

E1	
5500	–
1400	–
6900	DD
–250	CO/

E2	
6000	–
1300	–
7300	A
+250	CO/

188	
H	831
–	–
An	–
–	–

E1	
5500	–
1400	–
6900	DD
–250	CO/

162	
H	508
–	–
As	–
–	–

E1	
5500	–
1400	–
6900	ICA
+100	CO/

E2	
5550	–
1650	–
7200	DCA
–150	CO/

E3	
6000	–
1600	–
7600	A
–100	CO/

165	
H	551
–	–
As	–
–	–

E1	
6000	–
1600	–
7600	A
–100	CO/

E2	
5550	–
1650	–
7200	DCA
–200	CO/

E3	
5500	–
1400	–
6900	ICA
+50	CO/

170	
H	644
–	–
As	–
–	–

E1	
5500	–
1400	–
6900	DI
+250	CO/

174	
H	680
–	–
As	–
–	–

E1	
5500	–
1400	–
6900	DI
+250	CO/

177	
H	711.5
–	–
–	–
–	–

E1	
6000	–
1300	–
7300	A
+750	CO/

E2	
5500	–
1400	–
6900	DI
+250	CO/

180	
H	742
–	–
–	–
–	–

E1	
5500	–
2000	–
7500	ICM
+400	CO/

E2	
5500	–
1300	–
6800	ICM
–100	CO/

182	
H	769
–	–
–	–
–	–

E1	
5500	–
2000	–
7500	ICM
+400	CO/

E2	
5500	–
1300	–
6800	ICM
–100	CO/

185	
H	799.5
–	–
–	–
–	–

E1	
5500	–
1400	–
6900	DI
+250	CO/

E2	
6000	–
1300	–
7300	A
–250	CO/

187	
H	831
–	–
An	–
–	–

E1	
5500	–
1400	–
6900	DI
+250	CO/

161	
SECP6	508
–	–
–	–
–	–

E1	
5500	–
1400	–
6900	DI
+200	CO/

E2	
5850	–
1450	–
7300	A
0	CO/

164	
SECP6	551
–	–
As	–
–	–

E1	
5500	–
1400	–
6900	DD
–200	CO/

167	
H	598
–	–
–	–
–	–

169	
SECP6	641
–	–
–	–
–	–

E1	
5550	–
1750	–
7300	DCA
+150	CO/

E2	
5500	–
1400	–
6900	ICA
+250	CO/

173	
SECP6	677.5
–	–
–	–
–	–

E1	
5500	–
1400	–
6900	DI
+50	CO/

E2	
5850	–
1450	–
7300	A
+350	CO/

176	
SECP6	709
–	–
An	–
–	–

E1	
5500	–
1400	–
6900	DI
+250	CO/

179	
SECP6	736
–	–
–	–
–	–

E1	
5500	–
1400	–
6900	DI
+250	CO/

184	
SECP6	769
–	–
An	–
–	–

LEGENDA / LEGEND

╤	Stâlp metalic H cu o consolă Metallic H pole with one cantilever
╤	Stâlp metalic H cu două console Metallic H pole with two cantilevers
╤	Stâlp metalic H cu trei console Metallic H pole with three cantilevers
╪	Stâlp metalic H cu două console jumelate Metallic H pole with two twin cantilevers
╤	Stâlp metalic H cu ancora pentru catenara Metallic H pole with anchoring for catenary
☐	Stâlp metalic Mu cu o consolă specială Metallic Mu pole with one special cantilever
╤	Consolă pe pinten metalic Cantilever on drop bracket
╤	2 console pe pinten metalic 2 cantilevers on drop bracket
╤	3 console pe pinten metalic 3 cantilevers on drop bracket
╪	Traversă metalică pe stâlpi metalici tip H Gantry beam on metallic H poles
─•─	Izolator de secţionare Sectioning Insulator
─●─	Izolator de separare electrică în suspensia catenară Insulator for electric separation into catenary
──	Linie de contact proiectată Projected contact line
✖	Stâlp existent care se va demonta Existing pole that will be desmounted
○─✖	Stâlp existent cu ancoră, care se va demonta Existing pole with anchor that will be desmounted
✖	Traversă metalică pe stâlpi din beton, care se va demonta Gantry beam on concrete poles, that will desmounted
○	Stâlp SECP6 nou New SECP6 pole

H	Stâlp metalic H / Metallic H pole
Mu	Stâlp metalic MU / Metallic MU pole
An	Ancoră la nivel / Level anchor
As	Ancoră supraînălţată / Superelevated anchor
DD	Fixator direct tip DD / Pull-off steady arm type DD
DCM	Fixator direct tip DCM / Pull-off steady arm type DCM
DCA	Fixator direct tip DCA / Pull-off steady arm type DCA
DI	Fixator invers tip DI / Push-off steady arm type DI
ICM	Fixator invers tip ICM / Push-off steady arm type ICM
ICA	Fixator invers tip ICA / Push-off steady arm type ICA
FID	Fixator izolat pe stâlp metalic MU / Insulated steady arm on MU pole
A	Fixator de ancorare / Anchoring steady arm
CO	Consolă cu izolator compozit / Cantilever with composit insulator
CS	Consolă specială pentru stâlp MU / Special cantilever for MU pole
CP	Consolă izolată pentru pinten metalic / Insulated cantilever for metallic drop tube
CPS	Consolă izolată cu prelungitor scurt / Insulated cantilever with short stand-off bracket
CPL	Consolă izolată cu prelungitor lung / Insulated cantilever with long stand-off bracket

[CC*]
[CC]
[SC]
[R]
N-L Zonă de ancorare
CP+FC Anchoring area

CC	ancorare complet compensată cu contragreutăţi din beton / full compensated anchoring with concrete counterweights
CC*	ancorare complet compensată cu contragreutăţi din fonta / full compensated anchoring with cast iron counterweights
SC	ancorare semi-compensată cu contragreutăţi din beton / half compensated anchoring with concrete counterweights
R	ancorare rigidă / rigid anchoring
N	numărul zonei / area number
L	lungimea zonei / area lenght
CP+FC	tipul catenarei / catenary type

	C		
NUMĂR STÂLP POLE NUMBER			
TIP STÂLP TYPE OF POLE	1	2	PICHET STÂLP (POZIŢIA HECTOMETRICĂ) POLE LOCATION
GABARIT STÂLP GAUGE	3	4	TIP FUNDAŢIE STÂLP TYPE OF POLE FOUNDATION
TIP ANCORĂ TYPE OF ANCHOR	5	6	H STÂLP (DISTANŢA DINTRE NSS ŞI VÂRF) MOUNTING HEIGHT OF POLE (DISTANCE FROM TOP OF RAIL TO TOP OF MAST)
TIP FUNDAŢIE ANCORĂ TYPE OF ANCHOR FOUNDATION	7	8	LUNGIME STÂLP LENGHT OF POLE

	E		
HFC CONTACT WIRE HEIGHT	1	2	D (DISTANŢA DINTRE BRIDELE CONSOLEI) D (INSTALLATION HEIGHT)
ÎNALŢIME CONSTRUCTIVA SYSTEM HEIGHT	3	4	SUPRAÎNALŢAREA CAII SUPER ELEVATION
HCP MESSENGER WIRE HEIGHT	5	6	TIP FIXATOR STEADY ARM TYPE
ZIG-ZAG CONTACT WIRE STAGER	7	8/9	TIP CONSOLA / TIP PENDULA (ÎN NOD) CANTILEVER TYPE / DORPPERS TYPE

NOTA / NOTE:

SEMNIFICAŢIA CULORILOR FOLOSITE ÎN PREZENTAREA PLANULUI DE LINIE DE CONTACT ESTE URMĂTOAREA:

- verde - elemente noi ale liniei de contact aeriene
- rosu- elemente existente ale liniei de contact aeriene
- negru - elemente noi care apartin altor specialităţi
- gri - elemente existente ale planului de situaţie

THE SIGNIFICATION OF COLORS USED TO PRESENT THE CONTACT LINE DRAWING:

- green - new elements of the overhead contact line
- red- existent elements of the overhead contact line
- black - new elements of others specialities
- grey - existing elements of the layout plan

Indice Index	Data Date	Modificare Modification/Revision	Proiectant Designer	Aprobat Consultant Approved Consultant	Aprobat CFR Approved CFR

GUVERNUL ROMANIEI
ROMANIAN GOVERNMENT

PROIECT FINANŢAT DE UNIUNEA EUROPEANĂ
EUROPEAN UNION FINANCED PROJECT

C.N.C.F. "C.F.R." - S.A.

CLIENT / CLIENT

ITALFERR GRUPPO FERROVIE DELLO STATO Joint Venture leader

Scott Wilson

OBERMEYER PLANEN + BERATEN GmbH

TECNIC Consulting Engineers

CONSULTANT / CONSULTANT

			Data Date	Semnătură Signature
Aprobat Approved	Şef proiect Project manager	R. Liuzza	12.2011	
Aprobat Approved	Coordonator Secţiune 1 Section 1 Coordinator	C. Gamballi	12.2011	
Verificat Checked	Expert Verificator Checking Expert	G. Buffarini	12.2011	

SUBCONTRACTANT / SUBCONTRACTOR

Aprobat Approved	Responsabil Subcontractant Subcontractor Responsible	A. Stanciu - Dinulescu	12.2011	
Întocmit Elaborated	Proiectant Designer	D. Dan	12.2011	

Reabilitarea liniei de cale ferata Braşov - Simeria, parte componentă a coridorului IV Pan European,
pentru circulaţia trenurilor cu viteza maximă de 160 km/h,
Tronsonul : Braşov - Sighişoara
Rehabilitation of the railway line Braşov - Simeria, component Part of the IV Pan-European Corridor,
for the trains circulation with maximum speed of 160 km/h,
Section : Braşov - Sighişoara

Proiect/Project
2004/RO/16/P/PA/003

Faza / Phase:
P.Th. / T.D.

Denumire desen / Drawing Title :

Staţia Sighişoara - Plan de situaţie Linie de Contact Demontări-Montări
Sighişoara Station - OCL layout plan Dismounting-Mounting
Km 280+800 ÷ Km 282+850

Codificare / Codification System	Scara / Scale 1:500	LOT / LOT	Nr. / No 01/01

E A 5 1 0 1 C 2 1 L 8 L C 0 2 1 1 0 0 2 1

841 x 4350