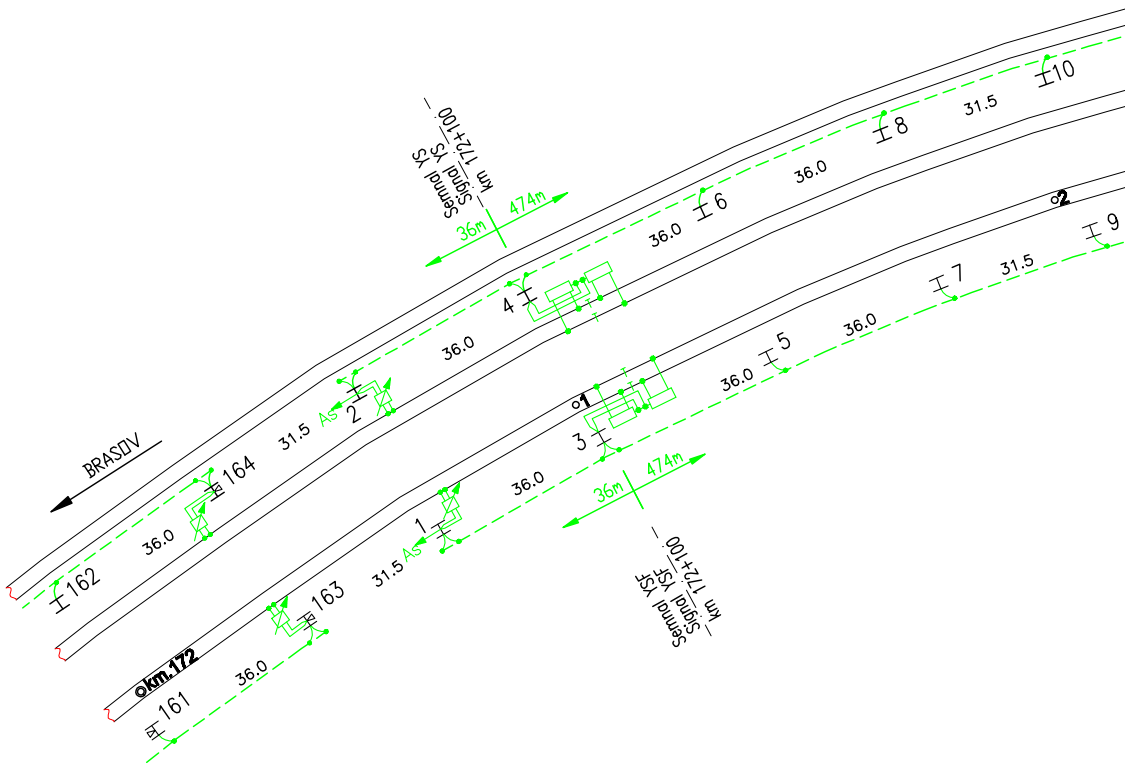
BRASOV
162
36.0
164
31.5
As
2
36.0
4
36.0
6
36.0
8
31.5
10
Semnal YS
Signal YS
km 172+100
36m
474m
km.172
161
36.0
163
31.5
As
1
36.0
3
1
36.0
5
36.0
7
31.5
9
2
36m
474m
Semnal YSF
Signal YSF
km 172+100

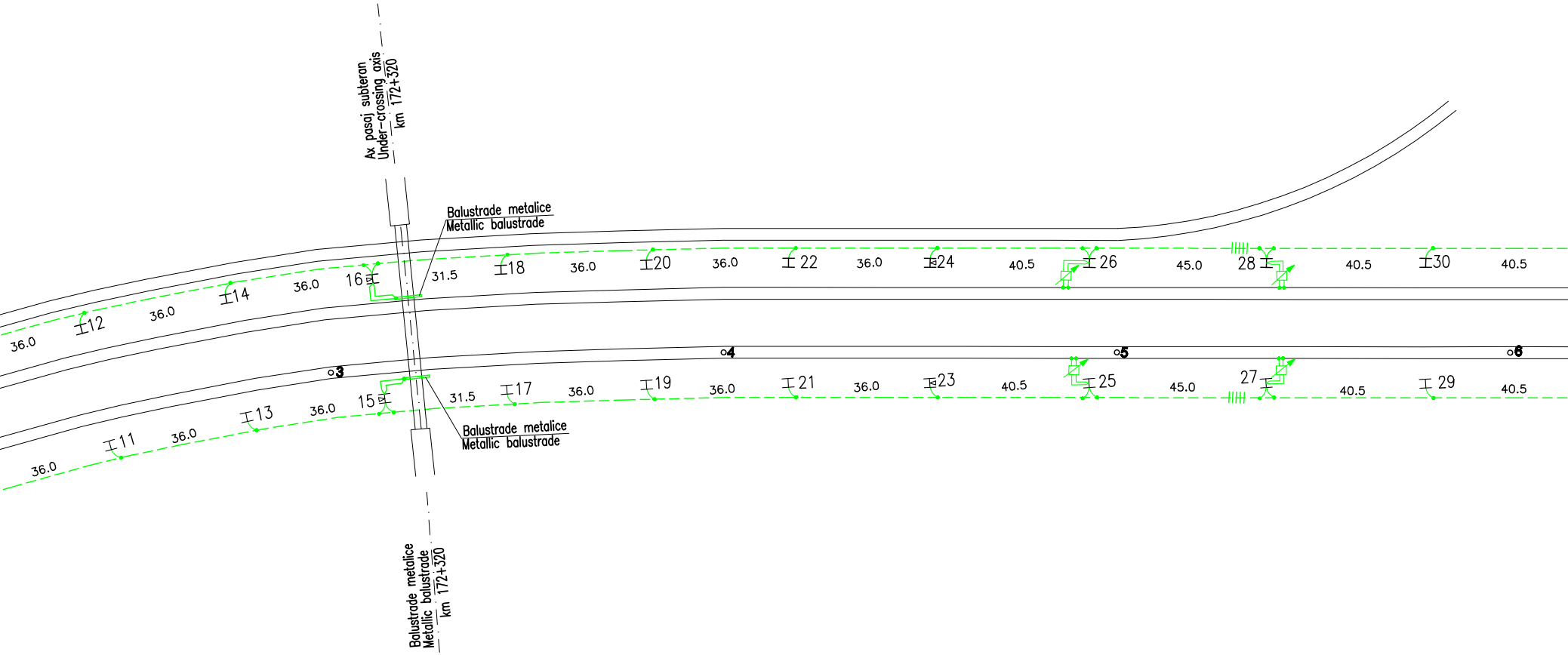
Ax pasaj subteran
Under-crossing axis
km 172+320
Balustrade metalice
Metallic balustrade
Balustrade metalice
Metallic balustrade
Balustrade metalice
Metallic balustrade
km 172+320
36.0
12
36.0
14
36.0
16
31.5
18
36.0
20
36.0
22
36.0
24
40.5
26
45.0
28
40.5
30
40.5
3
4
5
6
36.0
11
36.0
13
36.0
15
31.5
17
36.0
19
36.0
21
36.0
23
40.5
25
45.0
27
40.5
29
40.5

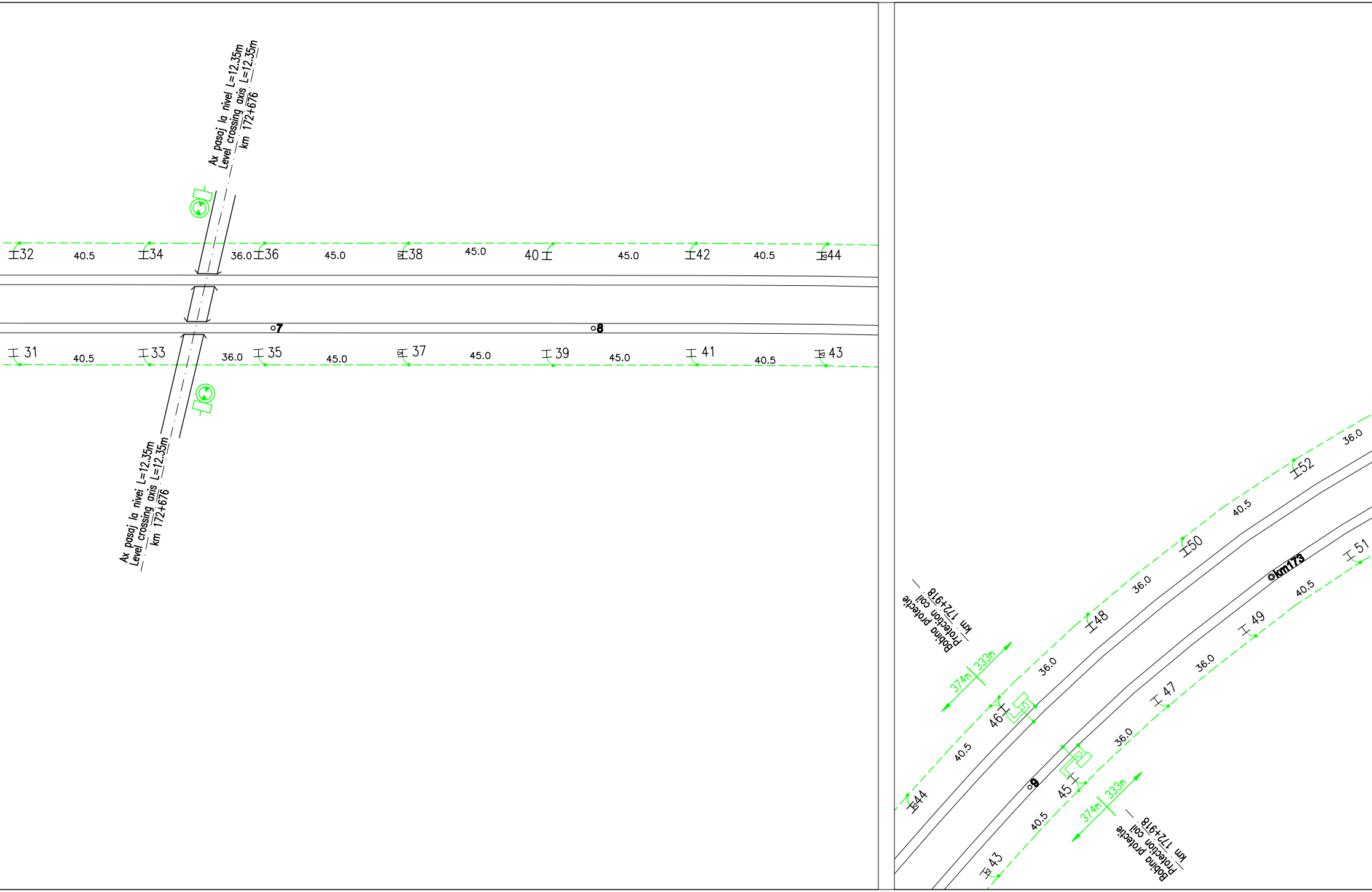
Ax pasaj la nivel L=12.35m
Level crossing axis L=12.35m
km 172+676
32
40.5
34
36.0
36
45.0
38
45.0
40
45.0
42
40.5
44
7
8
31
40.5
33
36.0
35
45.0
37
45.0
39
45.0
41
40.5
43
Ax pasaj la nivel L=12.35m
Level crossing axis L=12.35m
km 172+676
Bobina protectie
Protection coil
km 172+918
374m
333m
44
40.5
46
36.0
48
36.0
50
40.5
52
36.0
km173
51
40.5
49
36.0
47
36.0
45
9
40.5
43
374m
333m
Bobina protectie
Protection coil
km 172+918


54
36.0
56
36.0
58
36.0
60
40.5
62
36.0
64
36.0
66
36.0
68
40.5
70
40.5
72
49.5
74
49.5
1
2
3
4
36.0
53
36.0
55
36.0
57
36.0
59
40.5
61
36.0
63
36.0
65
36.0
67
40.5
69
40.5
71
49.5
73
49.5

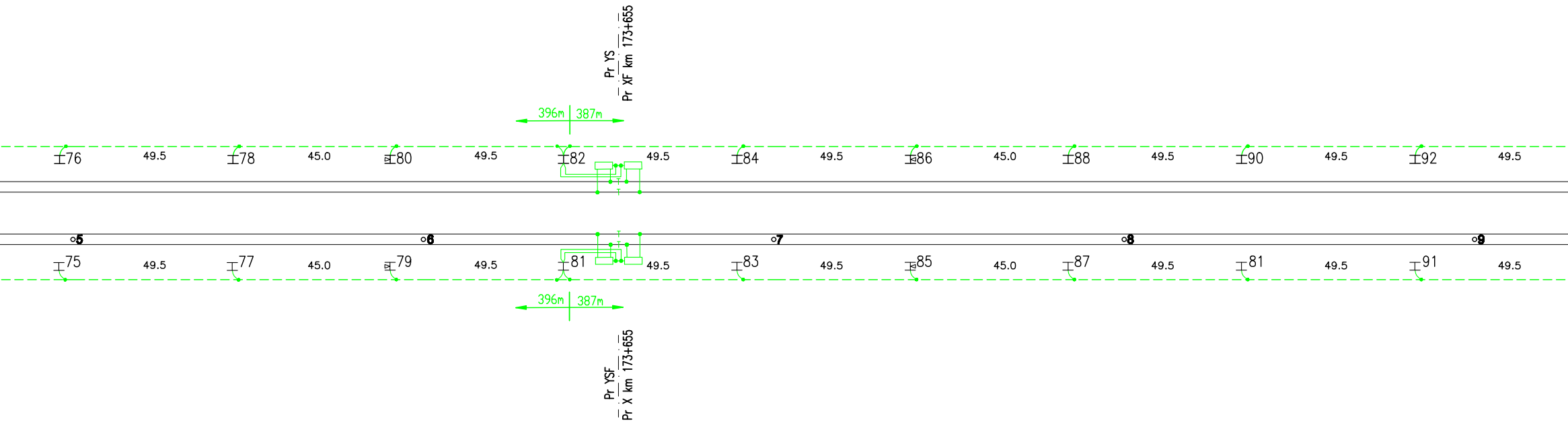

Pr YS
Pr XF km 173+655
396m
387m
76
49.5
78
45.0
80
49.5
82
49.5
84
49.5
86
45.0
88
49.5
90
49.5
92
49.5
5
6
7
8
9
75
49.5
77
45.0
79
49.5
81
49.5
83
49.5
85
45.0
87
49.5
81
49.5
91
49.5
396m
387m
Pr YSF
Pr X km 173+655

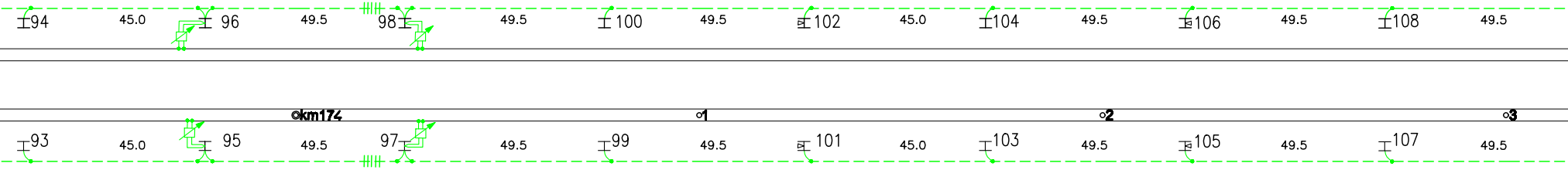
94
45.0
96
49.5
98
49.5
100
49.5
102
45.0
104
49.5
106
49.5
108
49.5
km174
1
2
3
93
45.0
95
49.5
97
49.5
99
49.5
101
45.0
103
49.5
105
49.5
107
49.5

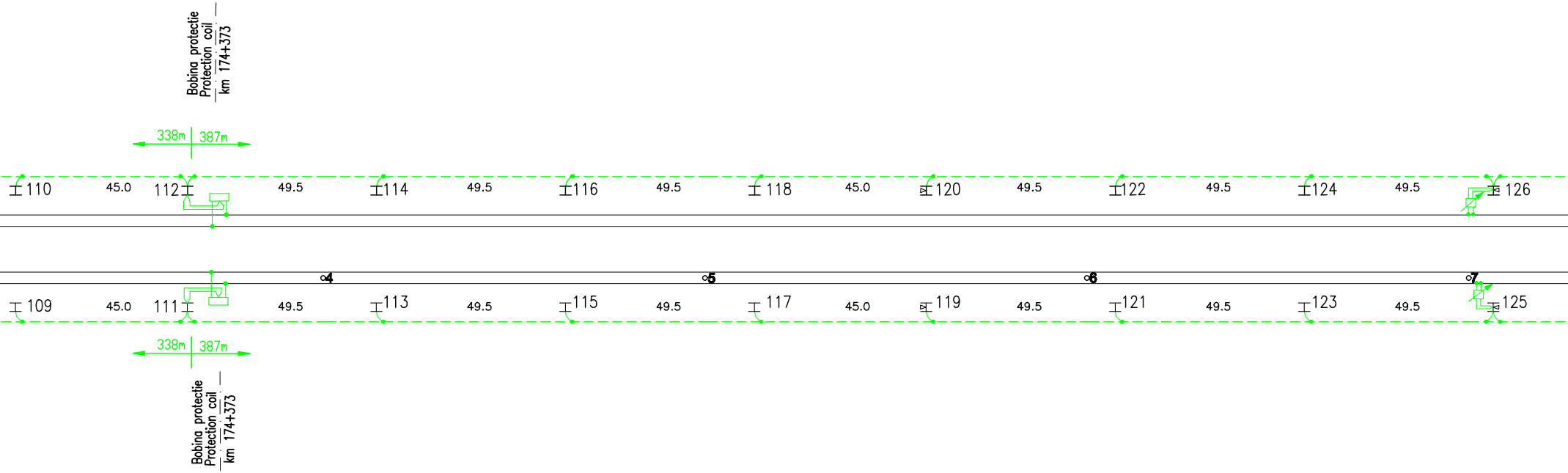
Bobina protectie
Protection coil
km 174+373
338m
387m
110
45.0
112
49.5
114
49.5
116
49.5
118
45.0
120
49.5
122
49.5
124
49.5
126
4
5
6
7
109
45.0
111
49.5
113
49.5
115
49.5
117
45.0
119
49.5
121
49.5
123
49.5
125
338m
387m
Bobina protectie
Protection coil
km 174+373

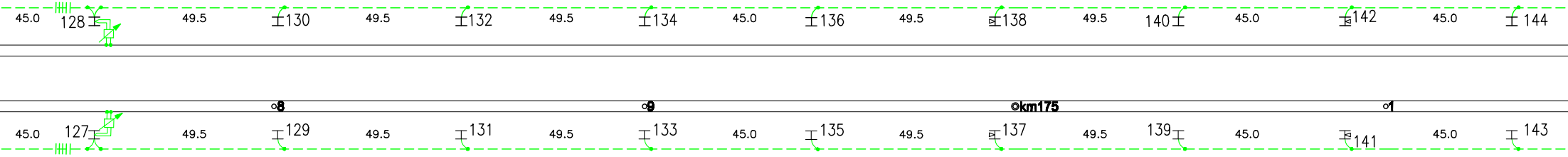
45.0
128
49.5
130
49.5
132
49.5
134
45.0
136
49.5
138
49.5
140
45.0
142
45.0
144
8
9
km175
1
45.0
127
49.5
129
49.5
131
49.5
133
45.0
135
49.5
137
49.5
139
45.0
141
45.0
143

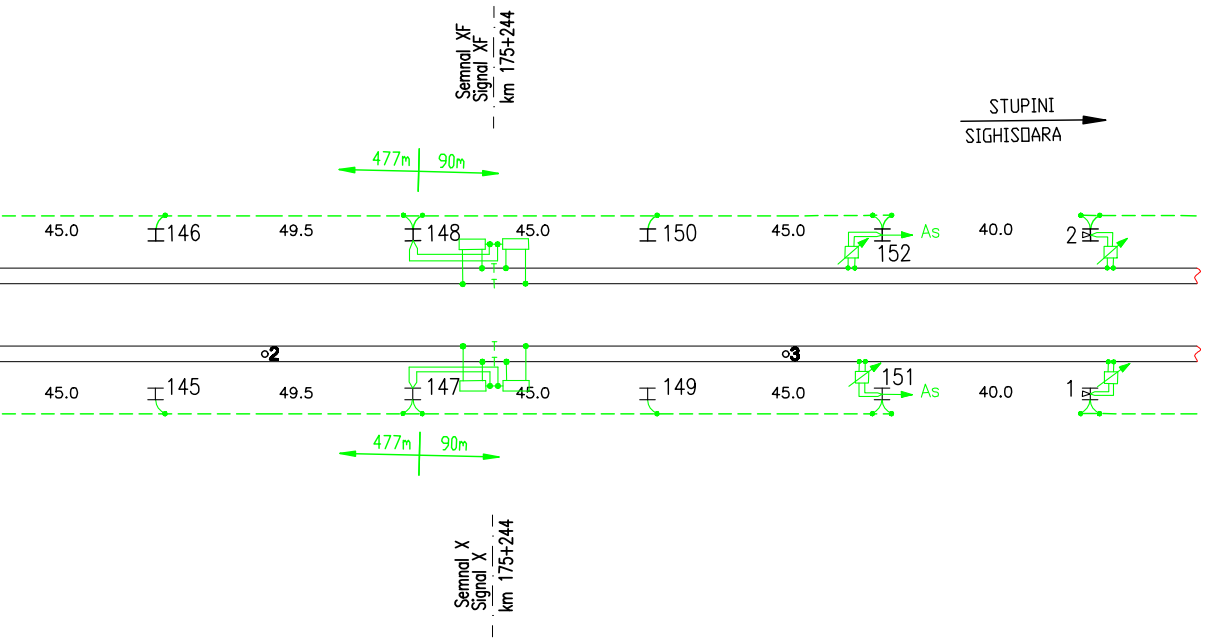
Semnal XF
Signal XF
km 175+244
STUPINI
SIGHIS□ARA
477m
90m
45.0
146
49.5
148
45.0
150
45.0
As
152
40.0
2
2
3
45.0
145
49.5
147
45.0
149
45.0
151
As
40.0
1
477m
90m
Semnal X
Signal X
km 175+244

LEGENDA / LEGEND:

Linie c.f. electrificata
electrified line c.f.

Joanta izolata
Insulated rail joints

Conductor colector din otel-aluminiu 95/15 mmp
Earthing conductor steel-aluminum 95/15 sq mm

Conductor din banda de otel Ø 10 mm galvanizat
Galvanised steel conductor Ø 10 mm

NOTA / NOTE:

SEMNIFICAȚIA CULORILOR FOLOSITE ÎN PREZENTAREA PLANULUI DE PROTECTIE ESTE URMĂTOAREA:

- verde - elemente noi ale instalatiei de protectie
- negru - elemente noi care aparțin altor specialități
- gri - elemente existente ale planului de situație

THE SIGNIFICATION OF COLORS USED TO PRESENT THE PROTECTION DRAWING:

- green - new elements of the protection installations
- black - new elements of others specialities
- grey - existing elements of the layout plan

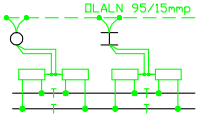
OLALN 95/15mmp

Legarea colectivă a stâlpului LC la mediana bobinei de joantă
prin conductorul de protecţie OLALN 95/15mmp /
CL pole collective connection through OLALN 95/15mmp protection conductor
at the impedance coil mid-point

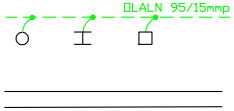
OLALN 95/15mmp

Legarea simplă a stâlpului LC la conductorul de protecţie OLALN95/15mmp
Simple connection of CL pole at OLALN95/15mmp protection conductor

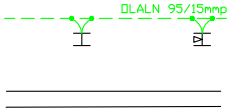
OLALN 95/15mmp

Legarea dublă a stâlpului LC la conductorul de protecţie OLALN95/15mmp
Double connection of CL pole at OLALN95/15mmp protection conductor

Ancora pentru conductorul de protecţie OLALN 95/15mmp
Anchor for OLALN 95/15mmp protection conductor

Izolator de separare electrică a conductorului de protecţie
Sectionning insulator of over-head protective conductor

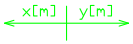

x, y - Lungimile conductorului de protecţie
x, y - Overhead protective conductor lenghts

Bobina de joanta
Impedance coil

Bobina de protectie
Protection coil

Separator monopolar de exterior
Outdoor single phase disconnector

Transformator
Transformer



Circuit de cale monofilar
Single-track circuit



Circuit de cale bifilar
Double-track circuit

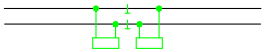

Bobina de joanta CED
Joint coil CED

Placa avertizoare "STATIONAREA PE POD INTERZISA"
Marker "Staying on the bridge is not permised"

Indicator cerc pentru restrictie gabarit si placuta
suplimentara pentru indicarea distantei
Circle indicator for gauge restriction and additional
plate to indicate distance

LISTA DE COMPONENTA / ITEM LIST

REF / ITEM	DENUMIRE REFERINTA / ITEM DESIGNATION	REFERINTA DWG / DWG REFERENCE	CANTITATE / QUANTITY
	Stalp de beton protejat individual Individual protected concrete pole		-
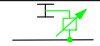	Stalp de metal protejat individual Individualy protected metallic pole		-
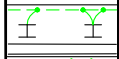	Stalp de metal protejat colectiv Collectively protected metallic pole		152 pcs
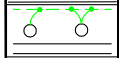	Stalp de beton protejat colectiv Collectivelly protected concrete pole		-
OLALN 95/15mmp	Conductor colector din otel-aluminiu 95/15 mmp Earthing conductor steel-aluminum 95/15 sq mm		3291 m
As←	Ancora conductor colector Anchor protection conductor		4 pcs
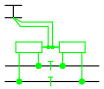	Legatura dubla la mediana bobinei de joanta Double connection at mid-point of coil		6 pcs
	Indicator restrictie gabarit Restriction indicator gauge		2 pcs
	Bobina de protectie Protection coil		4 pcs
	Priza de pământ Earth plate		-
	Interstitiu de scanteiere Sparking gap		20 pcs
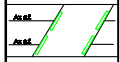	Panouri protectie Protection panel		-
	Izolator de separare electrică Sectionning insulator		8 pcs
	Placa avertizoare "STATIONAREA PE POD INTERZISA" Marker "Staying on the bridge is not permised"		-

D	
C	
B	
A	
Indice Index	Da Da

RO

CLIENT /

GRUPPO FERROVIE
Joint Venture I

CONSULT

Aprobat Approved	
Aprobat Approved	
Verificat Checked	

SUBCONTRA

Aprobat Approved	
Întocmit Elaborated	

Reabilitarea liniei

Rehabilitation of t

Denumire d

Protecţia inst

Codificare / Cod

E A 5 1

ta te	Modificare Modification/Revision	Proiectant Designer	Aprobat Consultant Approved Consultant	Aprobat CFR Approved CFR

GUVERNUL ROMANIEI
MANIAN GOVERNMENT

PROIECT FINANŢAT DE UNIUNEA EUROPEANĂ
EUROPEAN UNION FINANCED PROJECT

CLIENT

C.N.C.F. "C.F.R." - S.A.

FERR
DELLO STATO
eader

Scott Wilson

OBERMEYER
PLANEN + BERATEN GmbH

TECNIC
Consulting Engineers

TANT / CONSULTANT

		Data Date	Semnătură Signature
Şef proiect Project manager	R. Liuzza	12.2011	
Coordonator Secţiune 1 Section 1 Coordinator	C. Gambelli	12.2011	
Expert Verificator Checking Expert	G.G.Buffarini	12.2011	

ACTANT / SUBCONTRACTOR

Responsabil Subconsultant Subconsultant Responsible	A.Stanciu - Dinulescu	12.2011	
Proiectant Designer	A. Teutu	12.2011	

de cale ferata Braşov - Simeria, parte componentă a coridorului IV Pan European,
pentru circulaţia trenurilor cu viteza maximă de 160 km/h,
Tronsonul: Braşov - Sighişoara
he railway line Braşov - Simeria, component Part of the IV Pan-European Corridor,
for the trains circulation with maximum speed of 160 km/h,
Section: Braşov - Sighişoara

Proiect/Project
2004/RO/16/P/PA/003

Faza / Phase:
P.Th. / T.D.

esen / Drawing Title:

Interval Brasov-Stupini /Brasov-Stupini Section
alaţiilor din cale şi vecinătate / Protection of track and proximity installations

ification System	Scara / Scale -	LOT / LOT	Nr. / No 01 / 01

0 1 C 0 2 L 7 P I 0 0 1 0 0 0 1 1

297 x 4100