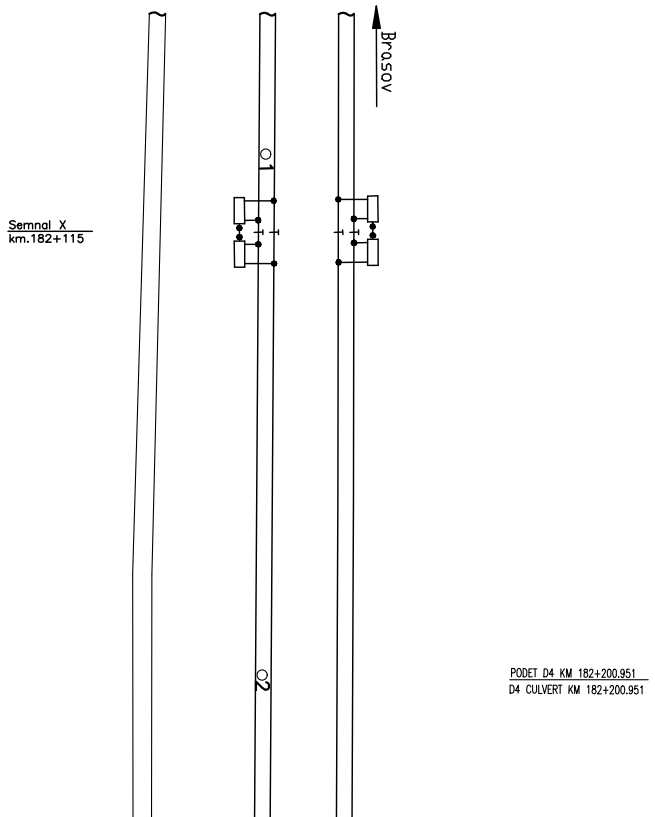
Brasov
1
2
Semnal X
km.182+115
PODET D4 KM 182+200.951
D4 CULVERT KM 182+200.951

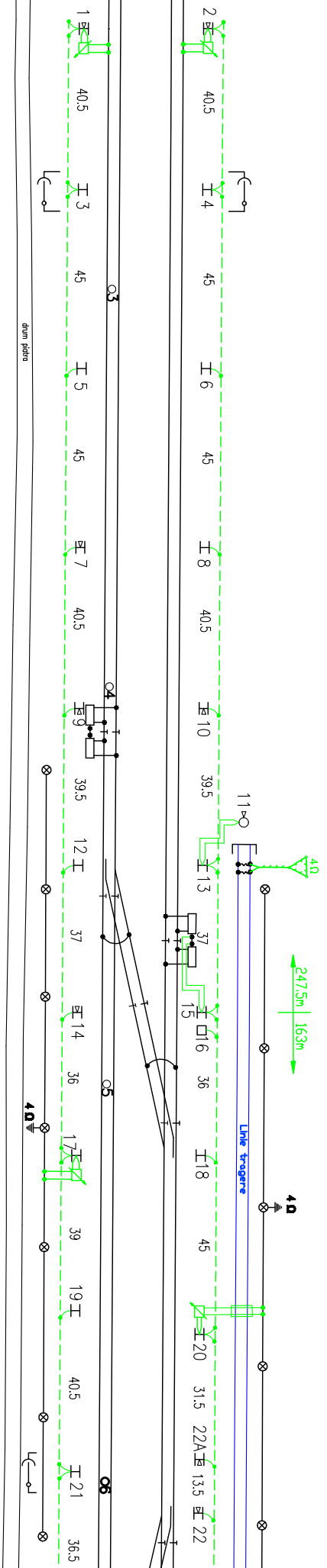
1
2
40.5
40.5
3
4
45
45
O3
drum piatra
5
6
45
45
7
8
40.5
40.5
O4
9
10
39.5
39.5
11
12
13
4Ω
37
37
247.5m
163m
15
14
16
36
36
O5
4 Ω
17
18
Linie tragere
4 Ω
39
45
19
20
40.5
31.5
22A
13.5
21
O6
22
36.5

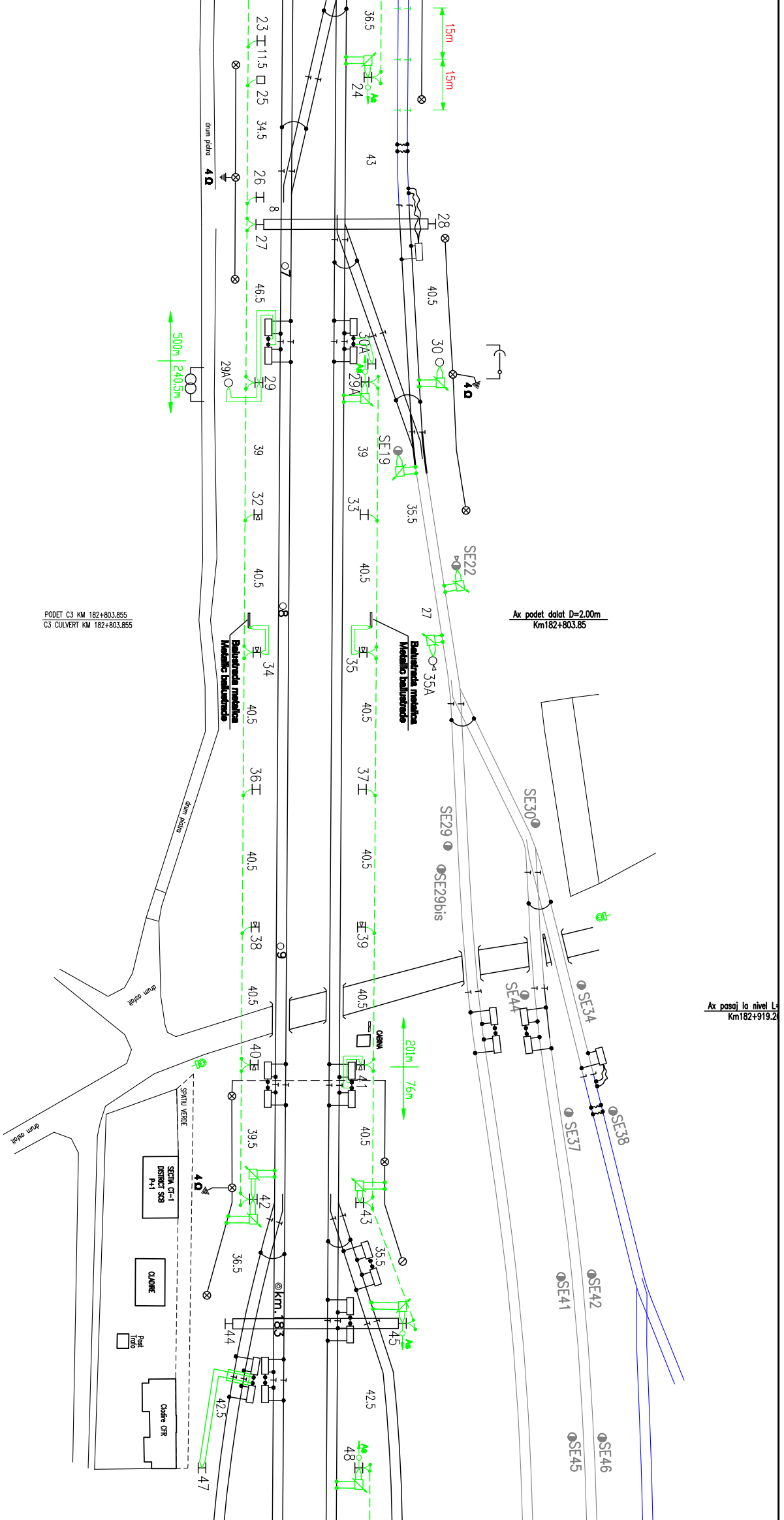
PODET C3 KM 182+803.855
C3 CULVERT KM 182+803.855
Ax podet dalat D=2.00m
Km182+803.85
Ax pasaj la nivel L=
Km182+919.2
15m
15m
500m
240.5m
201m
76m
drum piatra
drum asfalt
4 Ω
Balustrada metalica
Metallic balustrade
CABINA
SPATIU VERDE
SECTIA CT-1 DISTRICT SCB P+1
CLADIRE
Post Trafo
Cladire CFR
km.183
SE19
SE22
SE29
SE29bis
SE30
SE34
SE37
SE38
SE41
SE42
SE44
SE45
SE46
23
24
25
26
27
28
29
29A
30
30A
32
33
34
35
35A
36
37
38
39
40
41
42
43
44
45
47
48
7
8
9
11.5
34.5
36.5
35.5
39.5
40.5
42.5
46.5

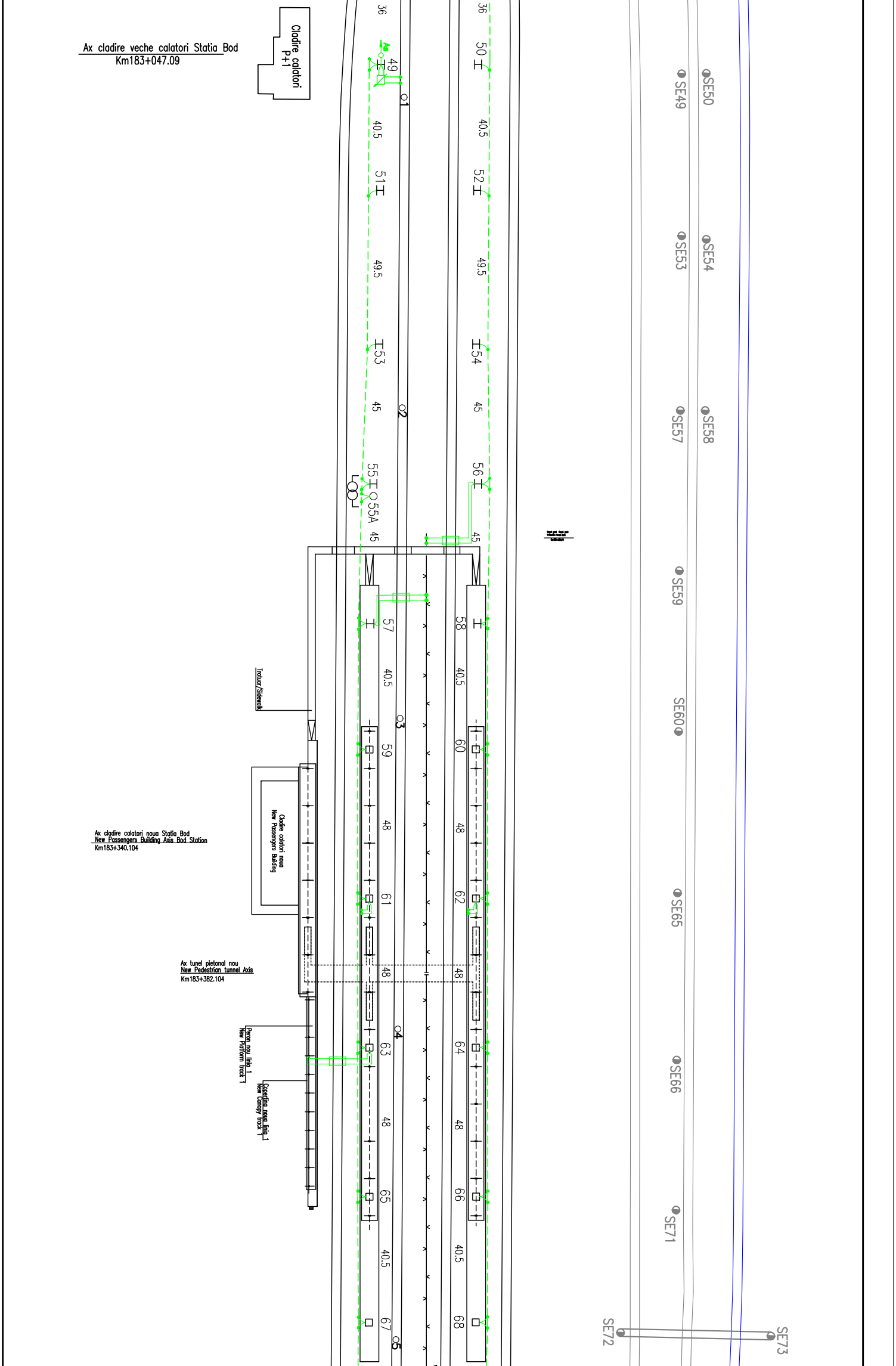

Ax cladire veche calatori Statia Bod
Km183+047.09
Cladire calatori P+1
Ax cladire calatori noua Statia Bod
New Passengers Building Axis Bod Station
Km183+340.104
Cladire calatori noua
New Passengers Building
Ax tunel pietonal nou
New Pedestrian tunnel Axis
Km183+382.104
Trotuar/Sidewalk
Peron nou linia 1
New Platform track 1
Copertina noua linia 1
New Canopy track 1
36
36
49
50
O1
40.5
40.5
51
52
49.5
49.5
53
54
45
45
O2
55
55A
56
45
45
57
58
40.5
40.5
O3
59
60
48
48
61
62
48
48
O4
63
64
48
48
65
66
40.5
40.5
67
68
O5
SE49
SE50
SE53
SE54
SE57
SE58
SE59
SE60
SE65
SE66
SE71
SE72
SE73

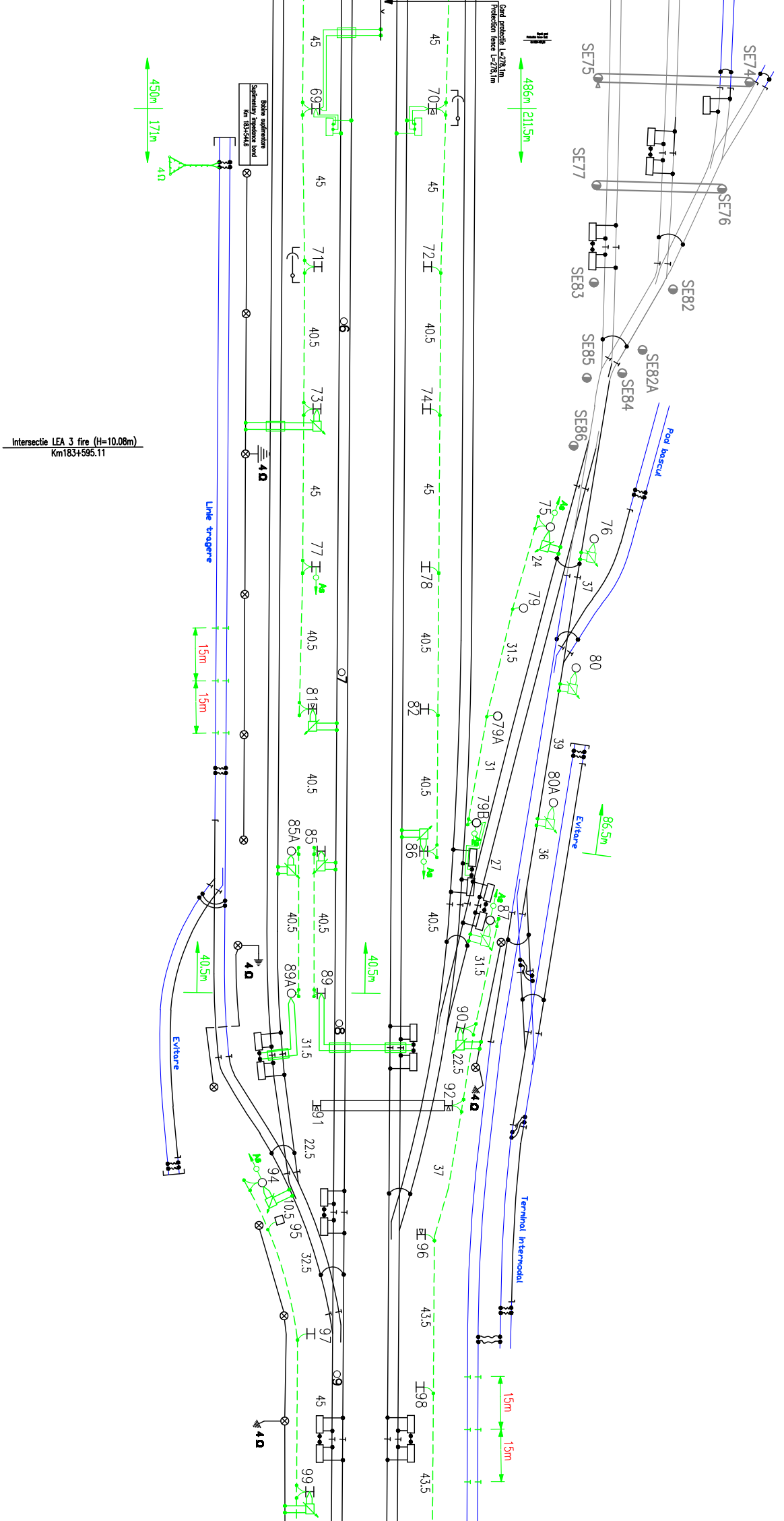
Intersectie LEA 3 fire (H=10.08m)
Km183+595.11
Bobine suplimentare
Suplimentary impedance bond
Km 183+544.6
Gard protectie L=278,1m
Protection fence L=278,1m
450m
171m
486m
211.5m
4 Ω
4 Ω
4 Ω
4 Ω
4 Ω
Linie tragere
Evitare
Evitare
Pod bascul
Terminal Intermodal
SE74
SE75
SE76
SE77
SE82
SE82A
SE83
SE84
SE85
SE86
69
70
71
72
73
74
75
76
77
78
79
79A
79B
80
80A
81
82
85
85A
86
87
89
89A
90
91
92
94
95
96
97
98
99
6
7
8
9
45
45
45
45
45
45
45
40.5
40.5
40.5
40.5
40.5
40.5
40.5
40.5
40.5
40.5
40.5
31.5
31.5
31.5
31
24
37
37
39
36
27
22.5
22.5
10.5
32.5
43.5
43.5
15m
15m
15m
15m
40.5m
40.5m
86.5m
As
As
As
As
As
As
As

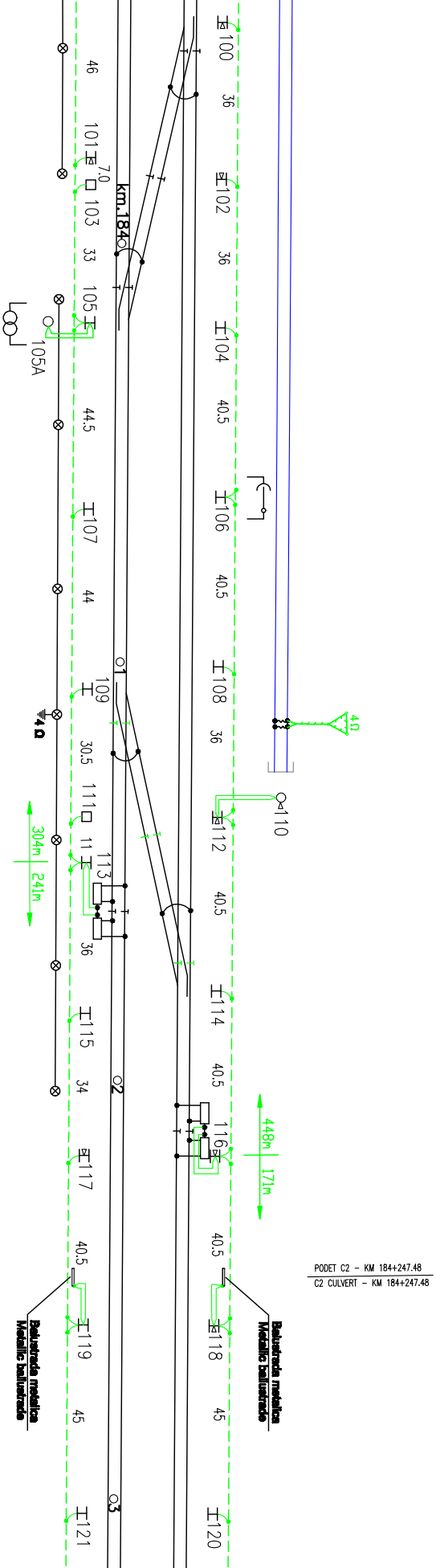

100
36
46
101
7.0
103
km.184
102
36
33
105
105A
104
40.5
44.5
106
107
40.5
44
108
1
109
36
4 Ω
4Ω
30.5
110
111
112
11
113
304m
241m
40.5
36
114
115
40.5
34
2
116
448m
171m
117
40.5
40.5
PODET C2 – KM 184+247.48
C2 CULVERT – KM 184+247.48
Balustrada metalica
Metallic balustrade
119
118
Balustrada metalica
Metallic balustrade
45
45
3
121
120

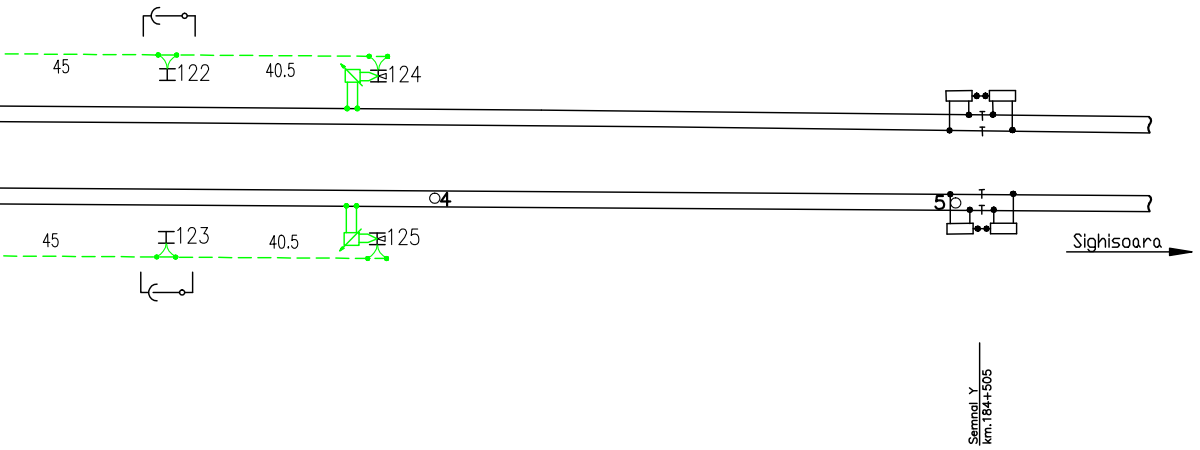
45
122
40.5
124
45
123
40.5
125
4
5
Sighisoara
Semnal Y
km.184+505

LEGENDA / LEGEND:

Linie c.f. electrificata
electrified line c.f.

Joanta izolata
Insulated rail joints

Conductor colector din otel-aluminiu 95/15 mmp
Earthing conductor steel-aluminum 95/15 sq mm

Conductor din banda de otel Ø 10 mm galvanizat
Galvanised steel conductor Ø 10 mm

⊗ Stalp de beton echipat cu corp de iluminat
Concrete pole equipped with lighting unit

Priza de pământ
Earth plate

Balustrada metalica
Metallic balluatrade

Legarea individuala a stalpului LC la sina de tractiune
Individual connection of CL pole to the traction rail

NOTA / NOTE:

SEMNIFICAȚIA CULORILOR FOLOSITE ÎN PREZENTAREA PLANULUI DE PROTECTIE ESTE URMĂTOAREA:

- verde - elemente noi ale instalației de protecție
- negru - elemente noi care aparțin altor specialități
- gri - elemente existente ale planului de situație

THE SIGNIFICATION OF COLORS USED TO PRESENT THE PROTECTION DRAWING:

- green - new elements of the protection installations
- black - new elements of others specialities
- gray - existing elements of the layout plan

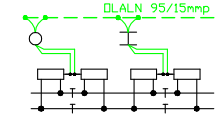 OLALN 95/15mmp	Legarea colectivă a stâlpului LC la mediana bobinei de joantă prin conductorul de protecţie OLALN 95/15mmp / CL pole collective connection through OLALN 95/15mmp protection conductor at the impedance coil mid-point
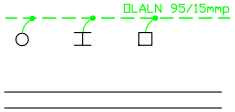 OLALN 95/15mmp	Legarea simplă a stâlpului LC la conductorul de protecţie OLALN95/15mmp Simple connection of CL pole at OLALN95/15mmp protection conductor
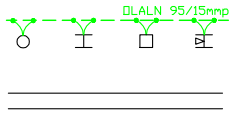 OLALN 95/15mmp	Legarea dublă a stâlpului LC la conductorul de protecţie OLALN95/15mmp Double connection of CL pole at OLALN95/15mmp protection conductor
 	Ancora pentru conductorul de protecţie OLALN 95/15mmp Anchor for OLALN 95/15mmp protection conductor
	Izolator de separare electrică a conductorului de protecţie Sectionning insulator of over-head protective conductor
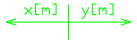 	x, y - Lungimile conductorului de protecţie x, y - Overhead protective conductor lenghts
	Bobina de joanta Impedance coil
	Bobina de protectie Protection coil
	Separator monopolar de exterior Outdoor single phase disconnector
	Transformator Transformer
	Circuit de cale monofilar Single-track circuit
	Circuit de cale bifilar Double-track circuit
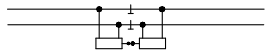	Bobina de joanta CED Joint coil CED
	Funie de cupru de 50mmp Copper cord 50mmp
	Subtraversare linie c.f. in tub de cauciuc Railway lines under-crossing by rubber tube
	Placa avertizoare "STATIONAREA PE POD INTERZISA" Marker "Staying on the bridge is not permised"
	Indicator cerc pentru restrictie gabarit si placuta suplimentara pentru indicarea distantei Circle indicator for gauge restriction and additional plate to indicate distance

LISTA DE COMPONENTA / ITEM LIST

REF / ITEM	DENUMIRE REFERINTA / ITEM DESIGNATION	REFERINTA DWG / DWG REFERENCE	CANTITATE / QUANTITY
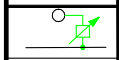	Stalp de beton protejat individual Individual protected concrete pole		7 pcs.
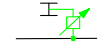	Stalp de metal protejat individual Individualy protected metallic pole		-
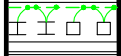	Stalp de metal protejat colectiv Collectivelly protected metallic pole		114 pcs
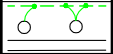	Stalp de beton protejat colectiv Collectivelly protected concrete pole		13 pcs
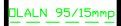 OLALN 95/15mmp	Conductor colector din otel-aluminiu 95/15 mmp Earthing conductor steel-aluminum 95/15 sq mm		4278m
 	Ancora pentru conductorul de protecţie OLALN 95/15mmp Anchor for OLALN 95/15mmp protection conductor		11 pcs
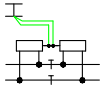	Legatura dubla la mediana bobinei de joanta Double connection at mid-point of coil		12 pcs
	Indicator restrictie gabarit Restriction indicator gauge		2 pcs
	Bobina de protectie Protection coil		2 pcs
	Priza de pământ Earth plate		3 pcs
	Interstitiu de scanteiere Sparking gap		33 pcs.
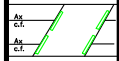 	Panouri protectie Protection panel		-
	Izolator de separare electrică Sectionning insulator		-
	Placa avertizoare "STATIONAREA PE POD INTERZISA" Marker "Staying on the bridge is not permised"		-
	Subtraversare linie c.f. in tub de cauciuc Railway lines under-crossing by rubber tube		11 pcs

Indice Index	Data Date	Modificare Modification/Revision	Proiectant Designer
D			
C			
B			
A			

GUVERNUL ROMANIEI
ROMANIAN GOVERNMENT

PROIECT FINANȚAT DE UNIU
EUROPEAN UNION FI

CLIENT / CLIENT

GRUPPO FERROVIE DELLO STATO
Joint Venture leader

CONSULTANT / CONSULTANT

Aprobat Approved	Şef proiect Project manager	R. Liuzza
Aprobat Approved	Coordonator Secţiune 1 Section 1 Coordinator	C. Gambelli
Verificat Checked	Expert Verificator Checking Expert	G. Buffarini

SUBCONTRACTANT / SUBCONTRACTOR

Aprobat Approved	Responsabil Subcontractant Subcontractor Responsible	A.Stanciu - Dinulescu
Întocmit Elaborated	Proiectant Designer	M. Barbu

Reabilitarea liniei de cale ferata Braşov - Simeria, parte componentă
IV Pan European, pentru circulaţia trenurilor cu viteza maximă de
Tronsonul : Braşov - Sighişoara
Rehabilitation of the railway line Braşov - Simeria, component Part of the IV
Corridor, for the trains circulation with maximum speed of 160 km/h,
Section : Braşov - Sighişoara

Denumire desen / Drawing Title :

Statia Bod /Bod Station
Protecţia instalaţiilor din cale şi vecinătate / Protection of tr

Codificare / Codification System

Scara / Scale
1:1000

E A 5 1 0 1 C 0 5 L 8 P I 0 0

Aprobat Consultant Approved Consultant	Aprobat CFR Approved CFR

UNEA EUROPEANĂ
NANCED PROJECT

C.N.C.F. "C.F.R." - S.A.

EYER
ATEN GmbH

TECNIC
Consulting Engineers

Data Date	Semnătură Signature
12.2011	
12.2011	
12.2011	

12.2011	
12.2011	

a coridorului
160 km/h,
Pan-European

Project/Project
2004/RO/16/P/PA/003

Faza / Phase:
P.Th. / T.D.

ack and proximity installations

	LOT / LOT	Nr. / No 01 / 01
1	0	0 0 1 1

297 X 3210