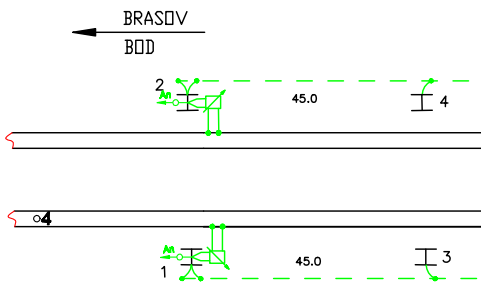
BRASOV
BOD
2
An
45.0
4
4
An
1
45.0
3

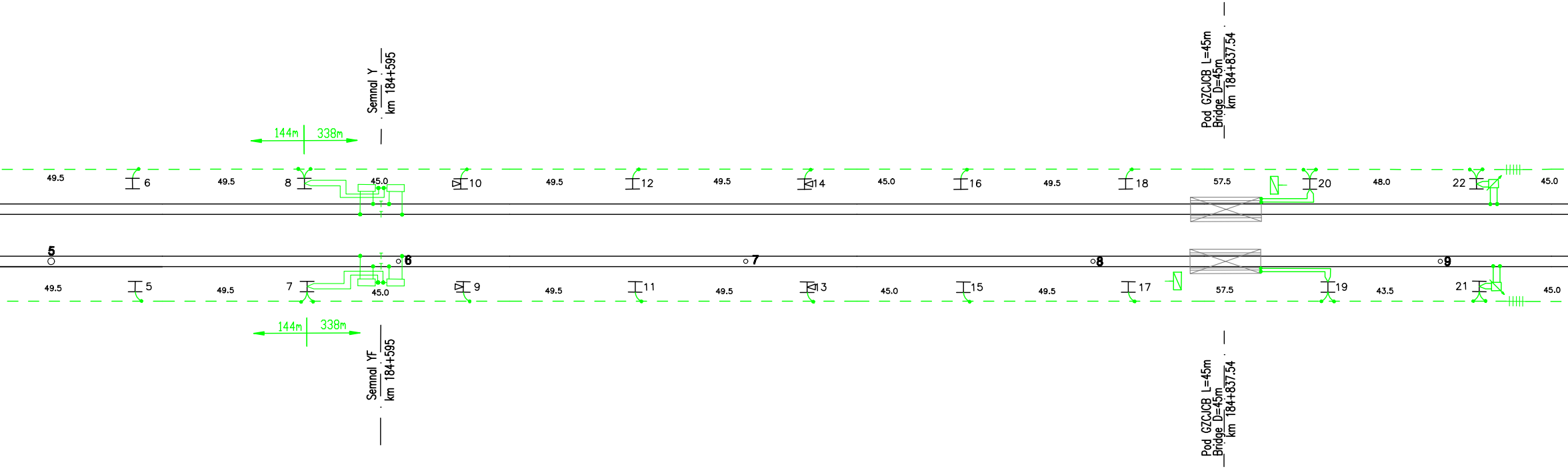
Semnal Y
km 184+595
144m
338m
Pod GZCJCB L=45m
Bridge D=45m
km 184+837.54
49.5
6
49.5
8
45.0
10
49.5
12
49.5
14
45.0
16
49.5
18
57.5
20
48.0
22
45.0
5
6
7
8
9
49.5
5
49.5
7
45.0
9
49.5
11
49.5
13
45.0
15
49.5
17
57.5
19
43.5
21
45.0
144m
338m
Semnal YF
km 184+595
Pod GZCJCB L=45m
Bridge D=45m
km 184+837.54

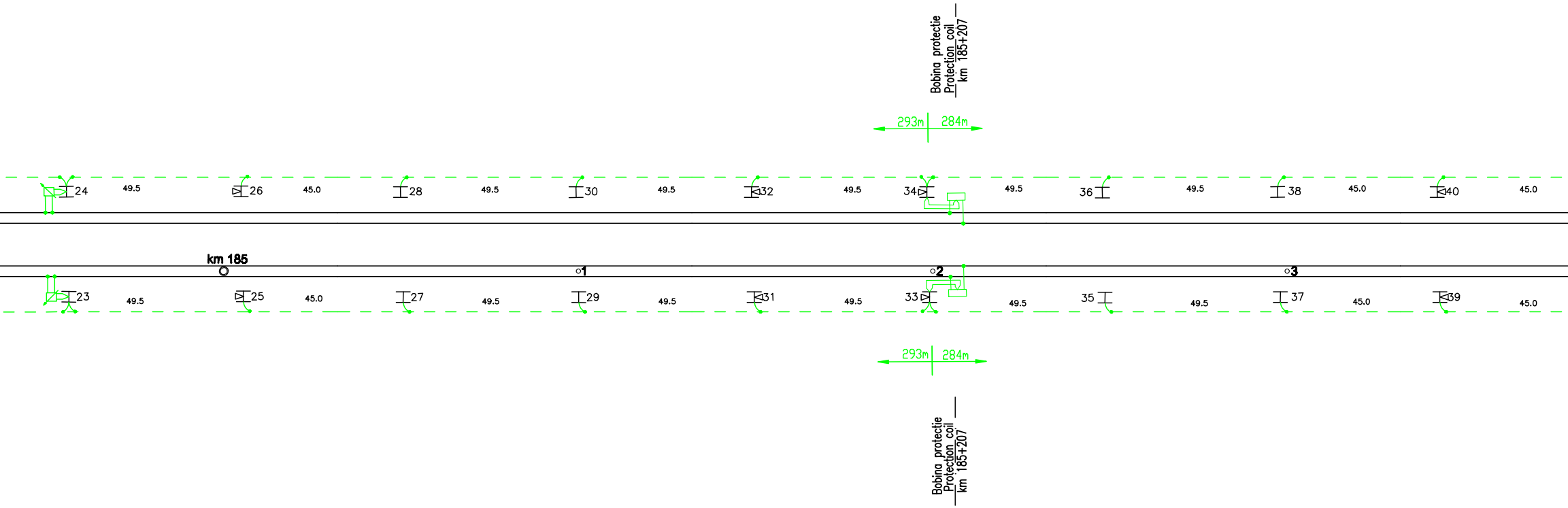
Bobina protectie
Protection coil
km 185+207
293m
284m
24
49.5
26
45.0
28
49.5
30
49.5
32
49.5
34
49.5
36
49.5
38
45.0
40
45.0
km 185
1
2
3
23
49.5
25
45.0
27
49.5
29
49.5
31
49.5
33
49.5
35
49.5
37
45.0
39
45.0
293m
284m
Bobina protectie
Protection coil
km 185+207

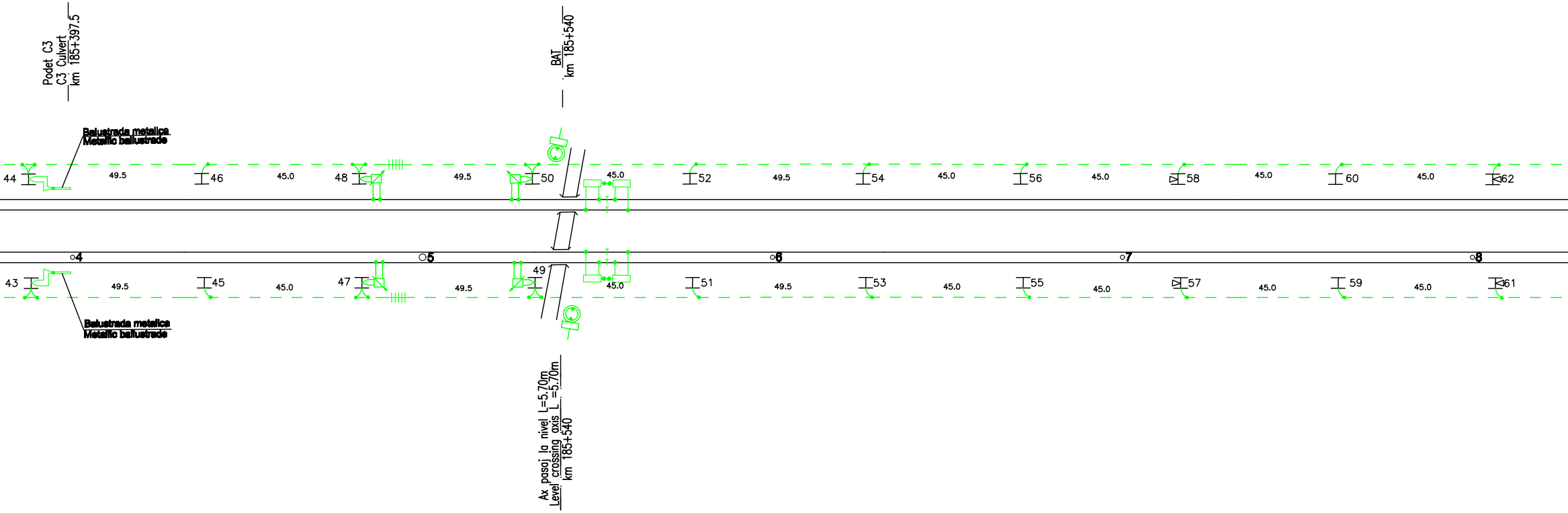
Podet C3
C3 Culvert
km 185+397.5
BAT
km 185+540
Balustrada metalica
Metallic balustrade
Balustrada metalica
Metallic balustrade
Ax pasaj la nivel L=5.70m
Level crossing axis L =5.70m
km 185+540
44
46
48
50
52
54
56
58
60
62
43
45
47
49
51
53
55
57
59
61
49.5
45.0
49.5
45.0
49.5
45.0
45.0
45.0
45.0
49.5
45.0
49.5
45.0
49.5
45.0
45.0
45.0
45.0
4
5
6
7
8

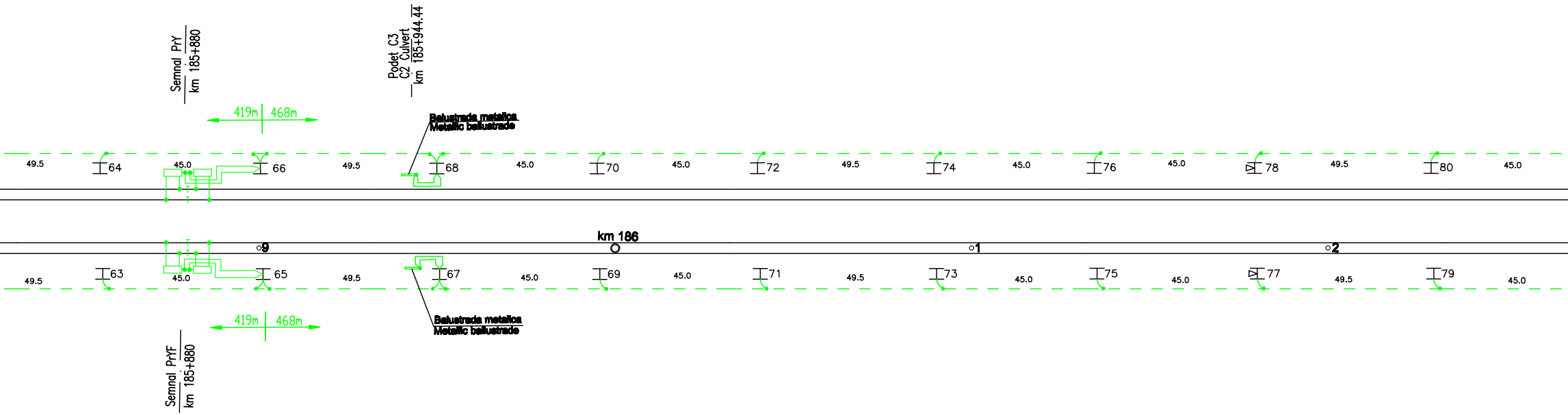
Semnal PrY
km 185+880
Podet C3
C2 Culvert
km 185+944.44
419m
468m
Balustrada metalica
Metallic ballustrade
49.5
64
45.0
66
49.5
68
45.0
70
45.0
72
49.5
74
45.0
76
45.0
78
49.5
80
45.0
km 186
9
0
1
2
49.5
63
45.0
65
49.5
67
45.0
69
45.0
71
49.5
73
45.0
75
45.0
77
49.5
79
45.0
419m
468m
Balustrada metalica
Metallic ballustrade
Semnal PrYF
km 185+880

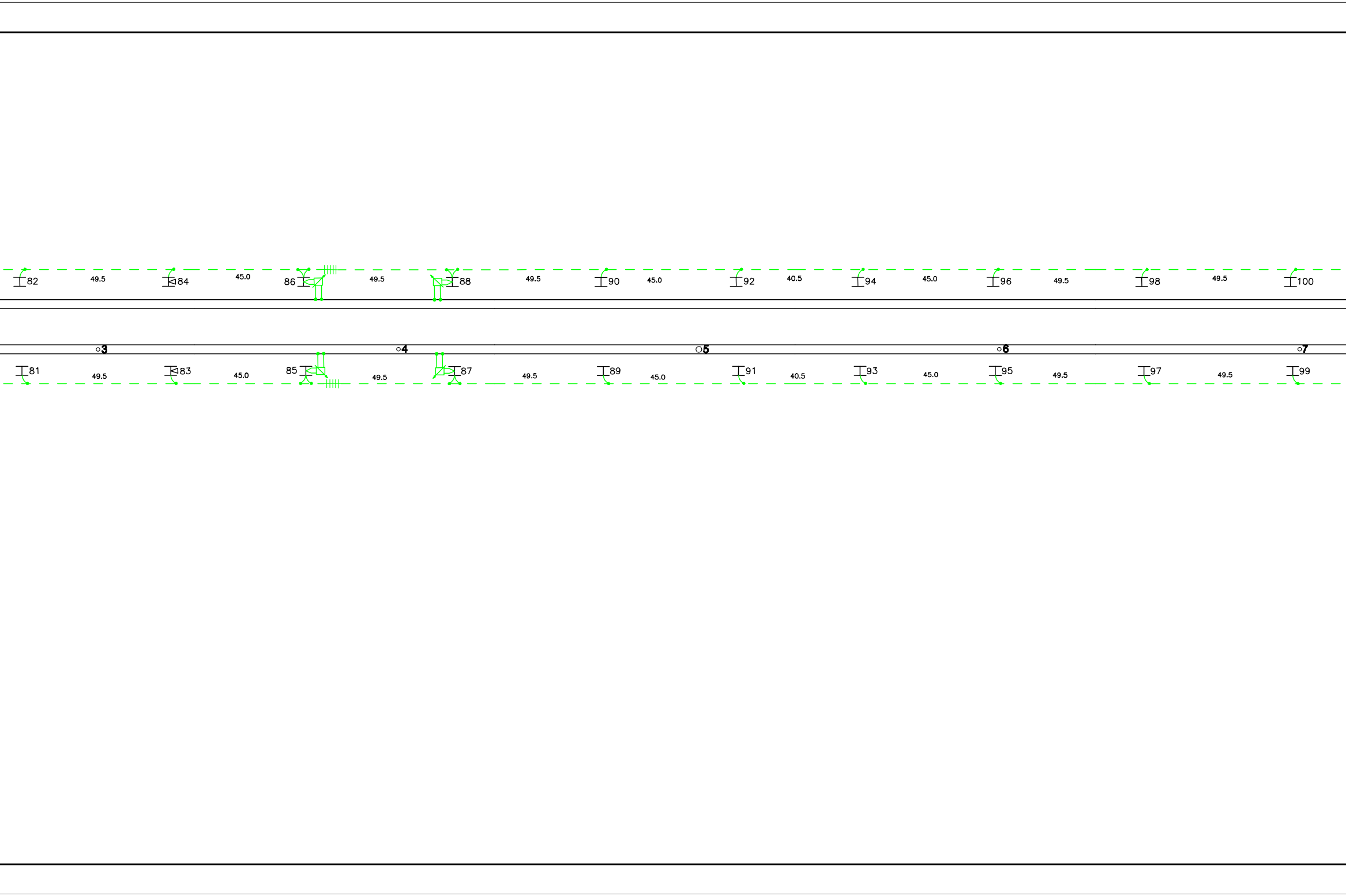
82
49.5
84
45.0
86
49.5
88
49.5
90
45.0
92
40.5
94
45.0
96
49.5
98
49.5
100
3
4
5
6
7
81
49.5
83
45.0
85
49.5
87
49.5
89
45.0
91
40.5
93
45.0
95
49.5
97
49.5
99

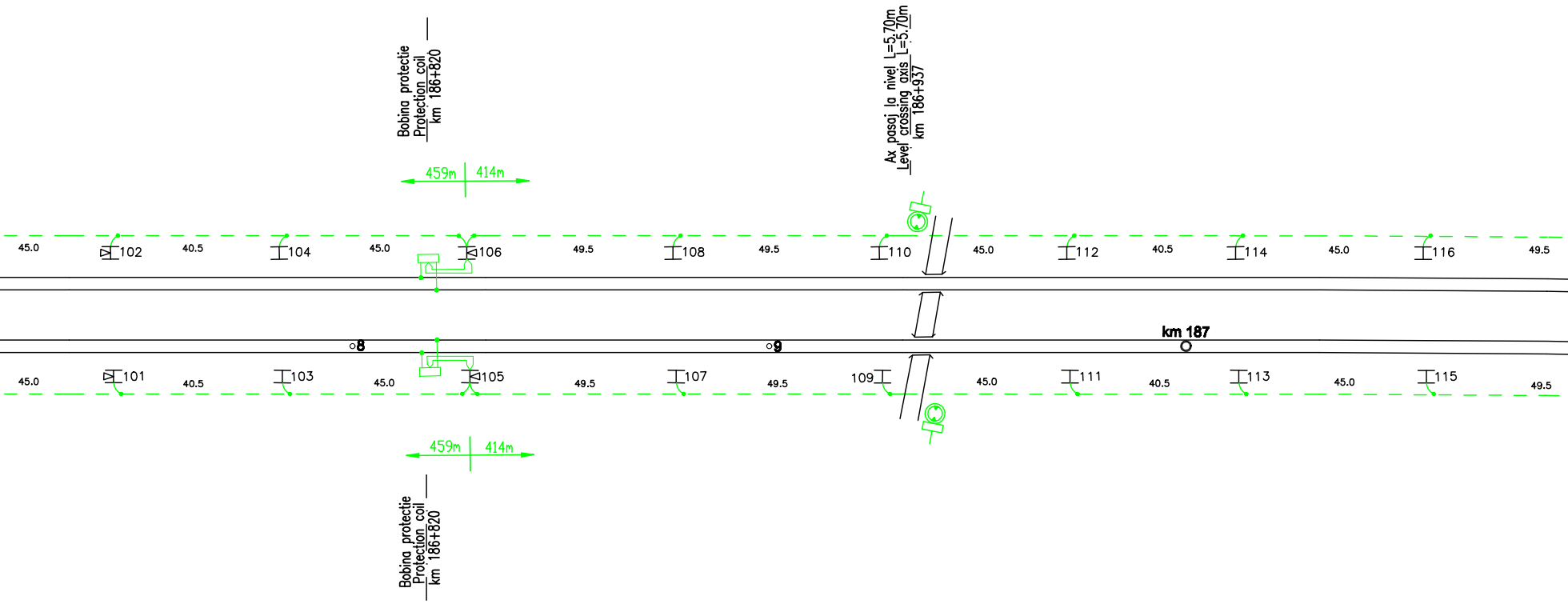
Bobina protectie
Protection coil
km 186+820
459m
414m
Ax pasaj la nivel L=5.70m
Level crossing axis L=5.70m
km 186+937
45.0
102
40.5
104
45.0
106
49.5
108
49.5
110
45.0
112
40.5
114
45.0
116
49.5
8
9
km 187
45.0
101
40.5
103
45.0
105
49.5
107
49.5
109
45.0
111
40.5
113
45.0
115
49.5
459m
414m
Bobina protectie
Protection coil
km 186+820

NOTA / NOTE:

SEMNIFICAȚIA CULORILOR FOLOSITE ÎN PREZENTAREA PLANU

- verde - elemente noi ale instalatiei de protectie
- negru - elemente noi care aparțin altor specialități
- gri - elemente existente ale planului de situație

THE SIGNIFICATION OF COLORS USED TO PRESENT THE PROT

- green - new elements of the protection installations
- black - new elements of others specialities
- grey - existing elements of the layout plan

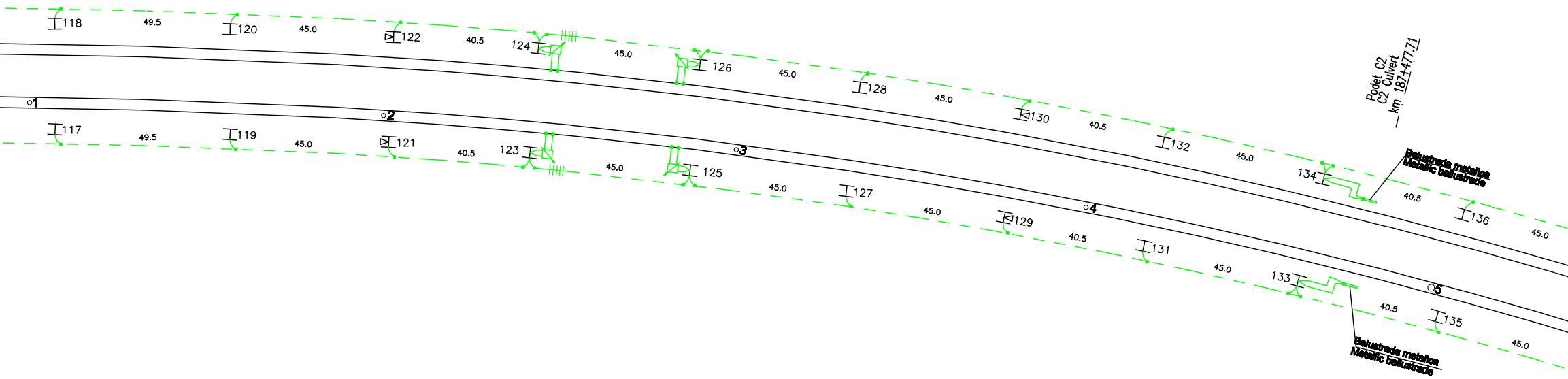
118
49.5
120
45.0
122
40.5
124
45.0
126
45.0
128
45.0
130
40.5
132
45.0
134
40.5
136
45.0
Podet C2
C2 Culvert
km 187+477.71
Balustrada metalica
Metalic ballustrade
1
2
3
4
5
117
49.5
119
45.0
121
40.5
123
45.0
125
45.0
127
45.0
129
40.5
131
45.0
133
40.5
135
45.0
Balustrada metalica
Metalic ballustrade

LEGENDA / LEGEND:

LUI DE PROTECTIE ESTE URMĂTOAREA:

TECTION DRAWING:

Linie c.f. electrificata
electrified line c.f.

Joanta izolata
Insulated rail joints

Conductor colector din otel-aluminiu 95/15 mmp
Earthing conductor steel-aluminum 95/15 sq mm

Conductor din banda de otel Ø 10 mm galvanizat
Galvanised steel conductor Ø 10 mm

Balustrada metalica
Metallic ballustrade

Stalp de beton echipat cu corp de iluminat
Concrete pole equipped with lighting unit

Priza de pământ
Earth plate

Legarea individuala a stalpului LC la sina de tractiune
Individual connection of CL pole to the traction rail

OLALN 95/15mmp

Legarea colectivă a stâlpului LC la mediana bobinei de joantă
prin conductorul de protecţie OLALN 95/15mmp /
CL pole collective connection through OLALN 95/15mmp protection conductor
at the impedance coil mid-point

OLALN 95/15mmp

Legarea simplă a stâlpului LC la conductorul de protecţie OLALN95/15mmp
Simple connection of CL pole at OLALN95/15mmp protection conductor

OLALN 95/15mmp

Legarea dublă a stâlpului LC la conductorul de protecţie OLALN95/15mmp
Double connection of CL pole at OLALN95/15mmp protection conductor

As

Ancora pentru conductorul de protecţie OLALN 95/15mmp
Anchor for OLALN 95/15mmp protection conductor

Izolator de separare electrică a conductorului de protecţie
Sectionning insulator of over-head protective conductor

x[m] y[m]

x, y - Lungimile conductorului de protecţie
x, y - Overhead protective conductor lenghts

Bobina de joanta
Impedance coil

Bobina de protectie
Protection coil

Separator monopolar de exterior actionat electric
Outdoor single pole disconnector, electrical actuated

Transformator
Transformer

Circuit de cale monofilar
Single-track circuit

Circuit de cale bifilar
Double-track circuit

Bobina de joanta CED
Joint coil CED

Funie de cupru de 50mmp
Copper cord 50mmp

Subtraversare linie c.f. in tub de cauciuc
Railway lines under-crossing by rubber tube

Placa avertizoare "STATIONAREA PE POD INTERZISA"
Marker "Staying on the bridge is not permised"

Indicator cerc pentru restrictie gabarit si placuta
suplimentara pentru indicarea distantei
Circle indicator for gauge restriction and additional
plate to indicate distance

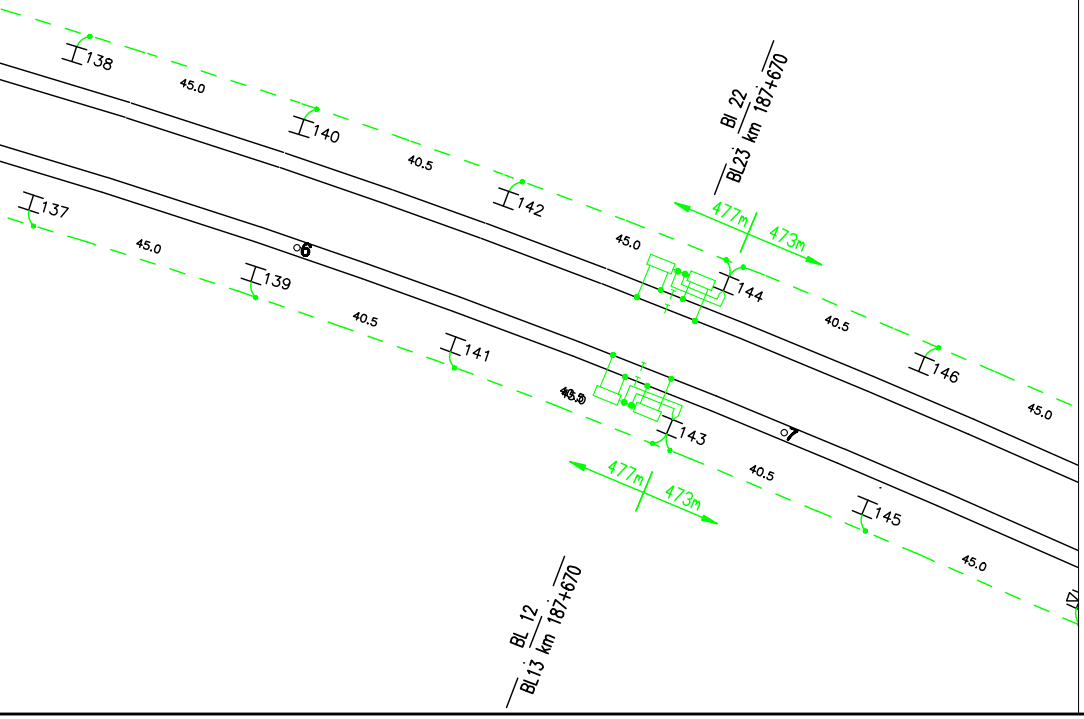
138
45.0
140
40.5
142
45.0
Bl 22
BL23 km 187+670
477m
473m
144
40.5
146
45.0
137
45.0
6
139
40.5
141
40.5
143
7
477m
473m
40.5
145
45.0
BL 12
BL13 km 187+670

D					
C					
B					
A					
Indice Index	Data Date	Modificare Modification/Revision	Proiectant Designer	Aprobat Consultant Approved Consultant	Aprobat CFR Approved CFR

GUVERNUL ROMANIEI
ROMANIAN GOVERNMENT

PROIECT FINANȚAT DE UNIUNEA EUROPEANĂ
EUROPEAN UNION FINANCED PROJECT

CLIENT / CLIENT

C.N.C.F. "C.F.R." - S.A.

ITALFERR
GRUPPO FERROVIE DELLO STATO
Joint Venture leader

Scott Wilson

OBERMEYER
PLANEN + BERATEN GmbH

TECNIC
Consulting Engineers

CONSULTANT / CONSULTANT

			Data Date	Semnătură Signature
Aprobat Approved	Şef proiect Project manager	R. Liuzza	12.2011	
Aprobat Approved	Coordonator Secţiune 1 Section 1 Coordinator	C. Gambelli	12.2011	
Verificat Checked	Expert Verificator Checking Expert	G. Buffarini	12.2011	

SUBCONTRACTANT / SUBCONTRACTOR

AREX COMPANY

Aprobat Approved	Responsabil Subconsultant Subconsultant Responsible	A.Stanciu - Dinulescu	12.2011	
Întocmit Elaborated	Proiectant Designer	Teutu Anton	12.2011	

Reabilitarea liniei de cale ferata Braşov - Simeria, parte componentă a coridorului IV Pan European,
.pentru circulaţia trenurilor cu viteza maximă de 160 km/h,
Tronsonul: Braşov - Sighişoara
Rehabilitation of the railway line Braşov - Simeria, component Part of the IV Pan-European Corridor,
for the trains circulation with maximum speed of 160 km/h,
Section: Braşov - Sighişoara

Proiect/Project
2004/RO/16/P/PA/003

Faza / Phase:
P.Th. / T.D.

Denumire desen / Drawing Title:

Interval Bod - Feldioara / Bod - Feldioara section
Protecția instalațiilor din cale și vecinătate / Protection of track and proximity installations

Codificare / Codification System	Scara / Scale	LOT / LOT	Nr. / No
	-		01 / 02

E A 5 1 0 1 C 0 6 L 7 P I 0 0 1 0 0 0 1 2

297 x 3750