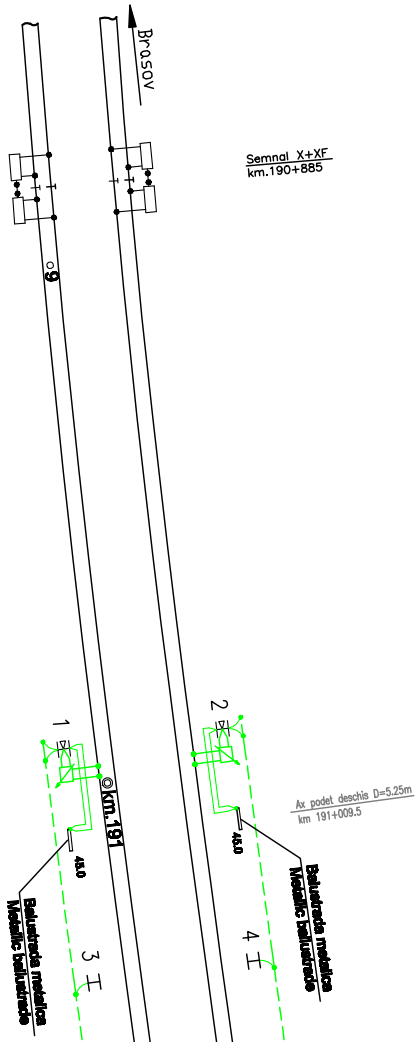
Brasov
Semnal X+XF
km.190+885
9
1
2
km.191
Ax podet deschis D=5.25m
km 191+009.5
45.0
45.0
Balustrada metalica
Metallic balustrade
Balustrada metalica
Metallic balustrade
3
4

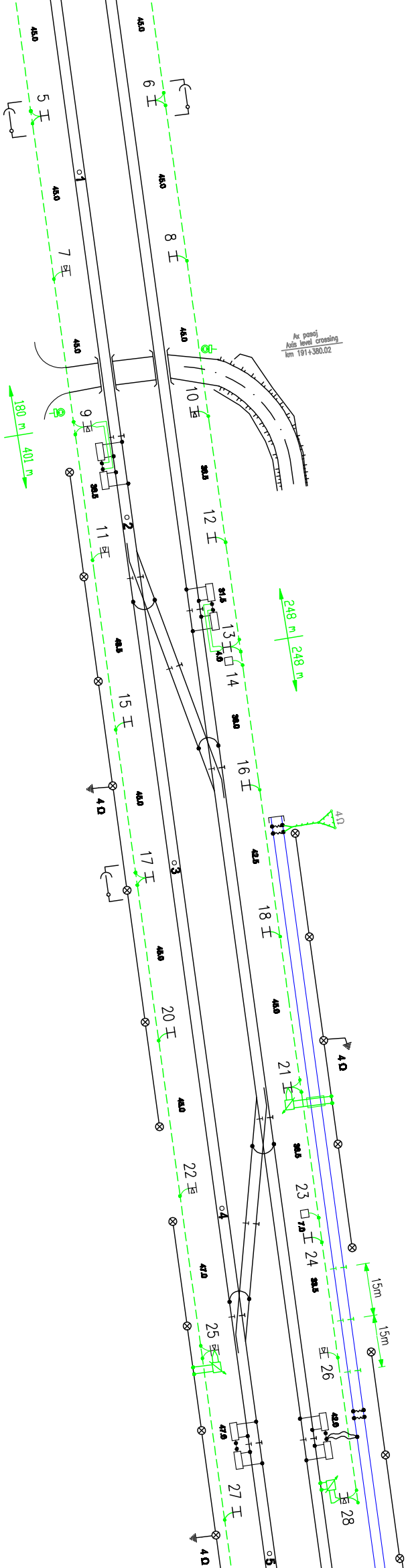
Ax pasaj
Axis level crossing
km 191+380.02
45.0
45.0
5
6
45.0
45.0
1
7
8
45.0
45.0
180 m
401 m
9
10
38.5
38.5
2
11
12
31.5
248 m
248 m
13
4.0
14
48.5
15
38.0
16
4 Ω
4Ω
45.0
42.5
17
3
18
45.0
20
45.0
4 Ω
21
45.0
38.5
22
23
7.0
24
4
38.5
15m
15m
47.0
25
26
42.0
47.5
27
28
4 Ω
5

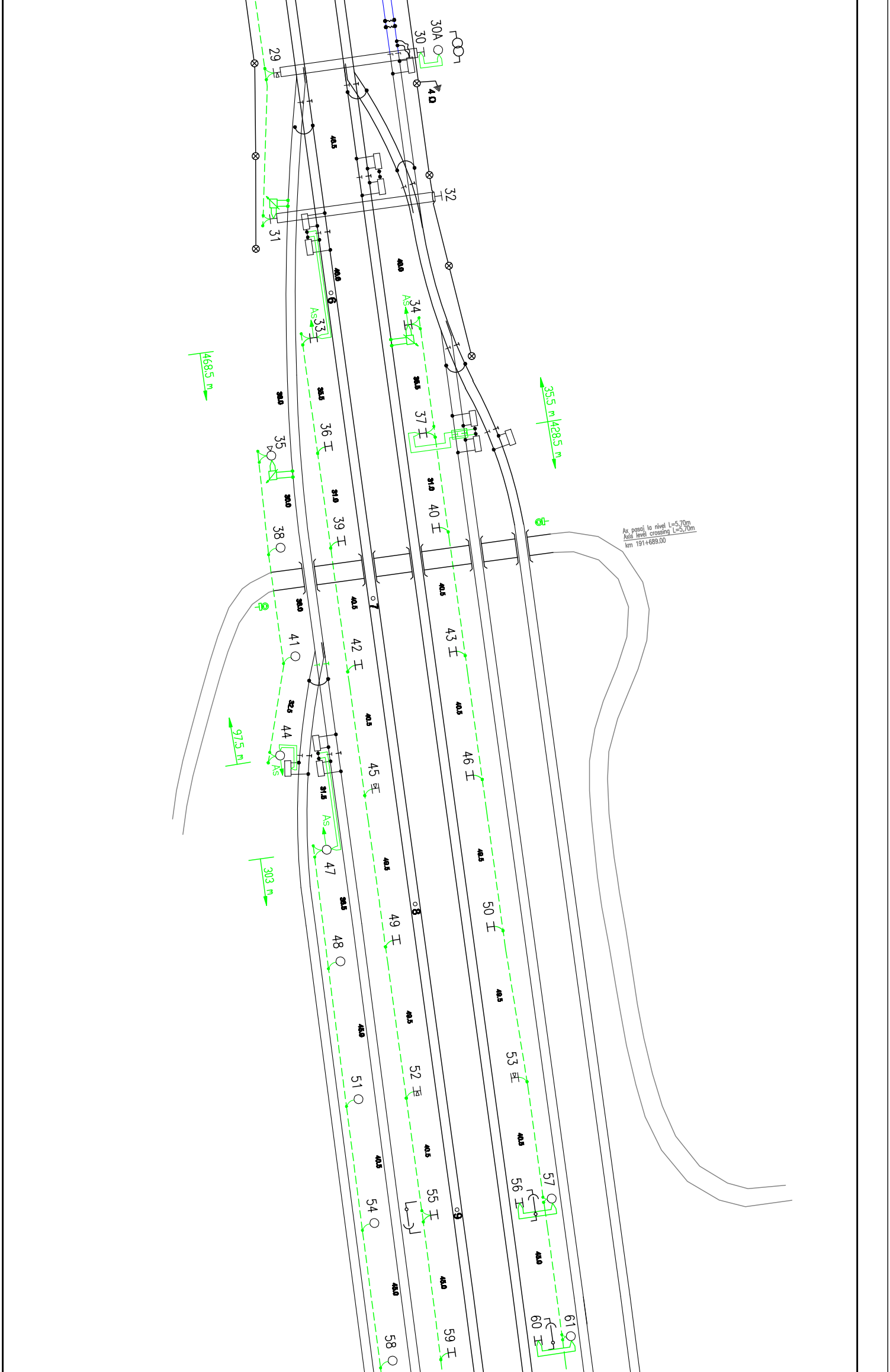
30A
30
29
4 Ω
32
31
6
33
34
As
468.5 m
355 m
428.5 m
35
36
37
38
39
40
Ax pasaj la nivel L=5.70m
Axis level crossing L=5,70m
km 191+689.00
7
41
42
43
44
45
46
97.5 m
47
303 m
48
49
50
8
51
52
53
54
55
56
57
9
58
59
60
61

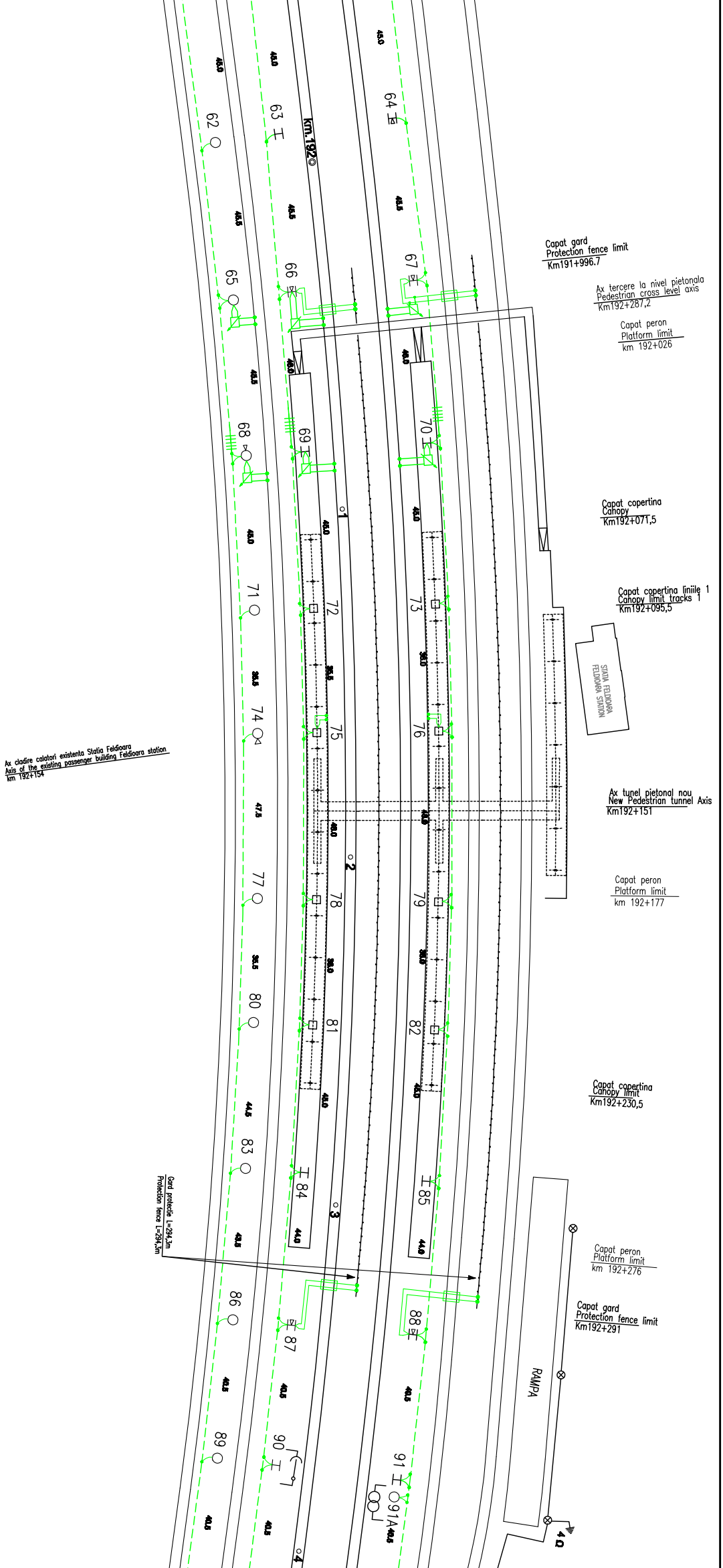
Capat gard
Protection fence limit
Km191+996.7
Ax tercere la nivel pietonala
Pedestrian cross level axis
Km192+287,2
Capat peron
Platform limit
km 192+026
Capat copertina
Canopy
Km192+071,5
Capat copertina liniile 1
Canopy limit tracks 1
Km192+095,5
STATIA FELDIOARA
FELDIOARA STATION
Ax tunel pietonal nou
New Pedestrian tunnel Axis
Km192+151
Capat peron
Platform limit
km 192+177
Capat copertina
Canopy limit
Km192+230,5
Capat peron
Platform limit
km 192+276
Capat gard
Protection fence limit
Km192+291
RAMPA
4 Ω
Ax cladire calatori existenta Statia Feldioara
Axis of the existing passenger building Feldioara station
km 192+154
Gard protectie L=294,3m
Protection fence L=294,3m
km. 192
1
2
3
4
62
63
64
65
66
67
68
69
70
71
72
73
74
75
76
77
78
79
80
81
82
83
84
85
86
87
88
89
90
91
91A

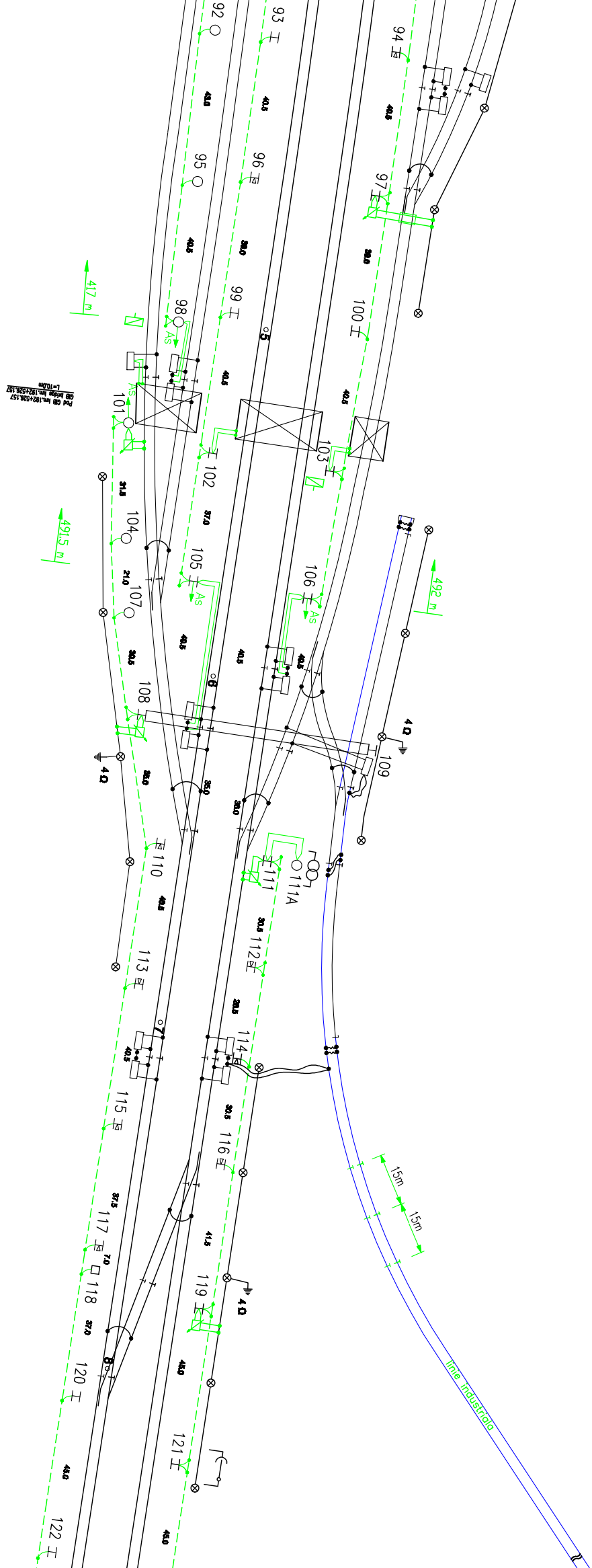

92
93
94
95
96
97
98
99
100
101
102
103
104
105
106
107
108
109
110
111
111A
112
113
114
115
116
117
118
119
120
121
122
43.0
40.5
40.5
40.5
38.0
38.0
40.5
40.5
31.5
37.0
21.0
30.5
40.5
40.5
40.5
35.0
35.0
38.0
40.5
30.5
28.5
40.5
30.5
37.5
41.5
7.0
37.0
43.0
45.0
45.0
5
6
7
8
As
As
As
As
417 m
491.5 m
492 m
4 Ω
4 Ω
4 Ω
15m
15m
linie industriala
Pod CB km.192+526,157
CB bridge km.192+526,157
L=10,0m

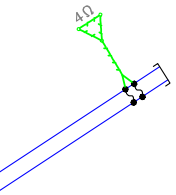

LEGENDA / LEGEND:

Linie c.f. electrificata
electrified line c.f.

Joanta izolata
Insulated rail joints

Conductor colector din otel-aluminiu 95/15 mmp
Earthing conductor steel-aluminum 95/15 sq mm

Conductor din banda de otel Ø 10 mm galvanizat
Galvanised steel conductor Ø 10 mm

Stalp de beton echipat cu corp de iluminat
Concrete pole equipped with lighting unit

Priza de pământ
Earth plate

Balustrada metalica
Metallic ballustrade

Legarea individuala a stalpului LC la sina de tractiune
Individual connection of CL pole to the traction rail

Legarea colectivă a stâlpului LC la mediana bobinei de joantă
prin conductorul de protecție OLALN 95/15mmp /
CL pole collective connection through OLALN 95/15mmp protection conductor
at the impedance coil mid-point

Legarea simplă a stâlpului LC la conductorul de protecție OLALN95/15mmp
Simple connection of CL pole at OLALN95/15mmp protection conductor

Legarea dublă a stâlpului LC la conductorul de protecție OLALN95/15mmp
Double connection of CL pole at OLALN95/15mmp protection conductor

Ancora pentru conductorul de protecție OLALN 95/15mmp
Anchor for OLALN 95/15mmp protection conductor

Izolator de separare electrică a conductorului de protecție
Sectionning insulator of over-head protective conductor

x, y - Lungimile conductorului de protecție
x, y - Overhead protective conductor lenghts

Bobina de joanta
Impedance coil

Bobina de protectie
Protection coil

Separator monopolar de exterior
Outdoor single phase disconnector

Transformator
Transformer

NOTA / NOTE:

SEMNIFICAȚIA CULORILOR FOLOSITE ÎN PREZENTAREA PLANULUI DE PROTECTIE ESTE URMĂTOAREA:
- verde - elemente noi ale instalației de protecție
- negru - elemente noi care aparțin altor specialități
- gri - elemente existente ale planului de situație

THE SIGNIFICATION OF COLORS USED TO PRESENT THE PROTECTION DRAWING:
- green - new elements of the protection installations
- black - new elements of others specialities
- grey - existing elements of the layout plan

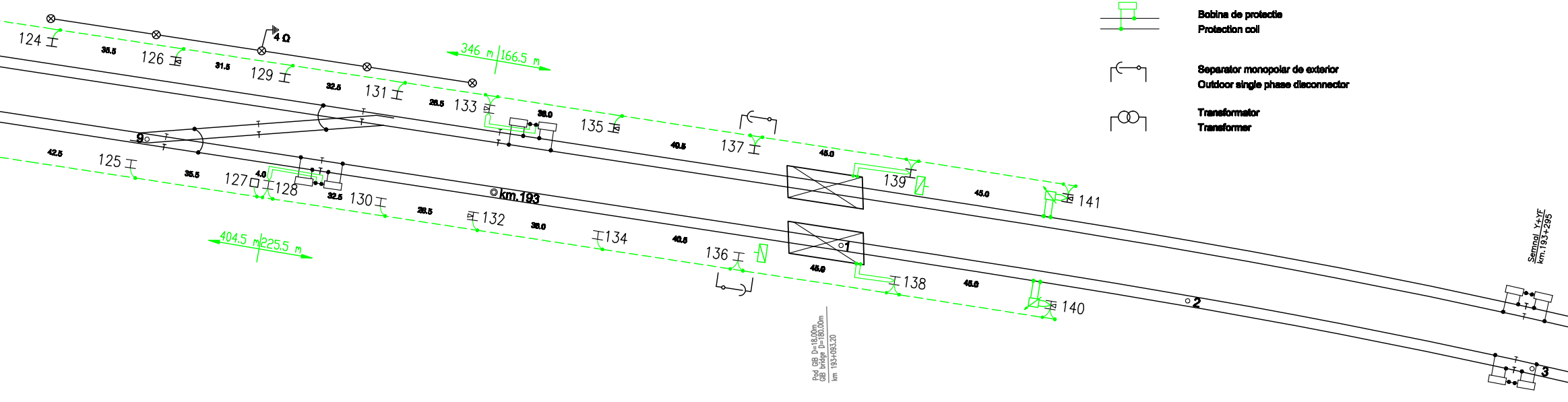
124
35.5
126
31.5
129
4 Ω
32.5
131
26.5
133
346 m
166.5 m
36.0
135
40.5
137
45.0
139
45.0
141
9
42.5
125
35.5
127
4.0
128
32.5
130
26.5
132
38.0
134
40.5
136
45.0
1
138
45.0
140
km.193
404.5 m
225.5 m
2
3
Pod GIB D=18.00m
GIB bridge D=180.00m
km 193+093.20
Semnal Y+YF
km.193+295


Circuit de cale monofilar
Single-track circuit


Circuit de cale bifilar
Double-track circuit

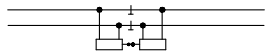
Bobina de joanta CED
Joint coil CED


Funie de cupru de 50mmp
Copper cord 50mmp

Subtraversare linie c.f. in tub de cauciuc
Railway lines under-crossing by rubber tube

Placa avertizoare "STATIONAREA PE POD INTERZISA"
Marker "Staying on the bridge is not permised"

Indicator cerc pentru restrictie gabarit si placuta suplimentara pentru indicarea distantei
Circle indicator for gauge restriction and additional plate to indicate distance

LISTA DE COMPONENTA / ITEM LIST

REF / ITEM	DENUMIRE REFERINTA / ITEM DESIGNATION	REFERINTA DWG / DWG REFERENCE	CANTITATE / QUANTITY
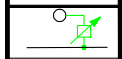	Stalp de beton protejat individual Individual protected concrete pole		-
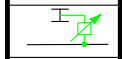	Stalp de metal protejat individual Individualy protected metallic pole		-
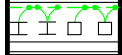	Stalp de metal protejat colectiv Collectivelly protected metallic pole		113 pcs
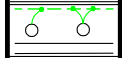	Stalp de beton protejat colectiv Collectivelly protected concrete pole		34 pcs
OLALN 95/15mmp	Conductor colector din otel-aluminiu 95/15 mmp Earthing conductor steel-aluminum 95/15 sq mm		5175m
	Ancora pentru conductorul de protecție OLALN 95/15mmp Anchor for OLALN 95/15mmp protection conductor		8 pcs
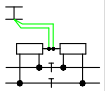	Legatura dubla la mediana bobinei de joanta Double connection at mid-point of coil		12 pcs
	Indicator restrictie gabarit Restriction indicator gauge		4 pcs
	Bobina de protectie Protection coil		-
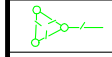	Priza de pământ Earth plate		2 pcs
	Interstitiu de scanteiere Sparking gap		22pcs.
	Panouri protectie Protection panel		-
	Izolator de separare electrică Sectionning insulator		3 pcs
	Placa avertizoare "STATIONAREA PE POD INTERZISA" Marker "Staying on the bridge is not permised"		4 pcs
	Subtraversare linie c.f. in tub de cauciuc Railway lines under-crossing by rubber tube		8 pcs

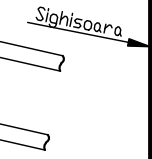
Sighisoara

Indice Index	Data Date	Modificare Modification/Revision	Proiectant Designer	Aprobat Consultant Approved Consultant	Aprobat CFR Approved CFR
D					
C					
B					
A					

GUVERNUL ROMANIEI
ROMANIAN GOVERNMENT

PROIECT FINANȚAT DE UNIUNEA EUROPEANĂ
EUROPEAN UNION FINANCED PROJECT

CLIENT / CLIENT

C.N.C.F. "C.F.R." - S.A.

ITALFERR
GRUPPO FERROVIE DELLO STATO
Joint Venture leader

Scott Wilson

OBERMEYER
PLANEN + BERATEN GmbH

TECNIC
Consulting Engineers

CONSULTANT / CONSULTANT

			Data Date	Semnătură Signature
Aprobat Approved	Şef proiect Project manager	R. Liuzza	12.2011	
Aprobat Approved	Coordonator Secţiune 1 Section 1 Coordinator	C. Gambelli	12.2011	
Verificat Checked	Expert Verificator Checking Expert	G. Bellini	12.2011	

SUBCONTRACTANT / SUBCONTRACTOR

AREX COMPANY

Aprobat Approved	Responsabil Subcontractant Subcontractor Responsible	A.Stanciu - Dinulescu	12.2011	
Întocmit Elaborated	Proiectant Designer	M. Barbu	12.2011	

Reabilitarea liniei de cale ferata Braşov - Simeria, parte componentă a coridorului IV Pan European, pentru circulația trenurilor cu viteza maximă de 160 km/h, **Tronsonul : Braşov - Sighişoara**

Rehabilitation of the railway line Braşov - Simeria, component Part of the IV Pan-European Corridor, for the trains circulation with maximum speed of 160 km/h,
Section : Braşov - Sighişoara

Proiect/Project
2004/RO/16/P/PA/003

Faza / Phase:
P.Th. / T.D.

Denumire desen / Drawing Title :

Statia Feldioara /Feldioara Station
Protecția instalațiilor din cale şi vecinătate / Protection of track and proximity installations

Codificare / Codification System	Scara / Scale 1:1000	LOT / LOT	Nr. / No 01 / 01

E A 5 1   0 1   C   0 7   L 8   P I   0 0   1   0   0 0 1   2

297 X 2820