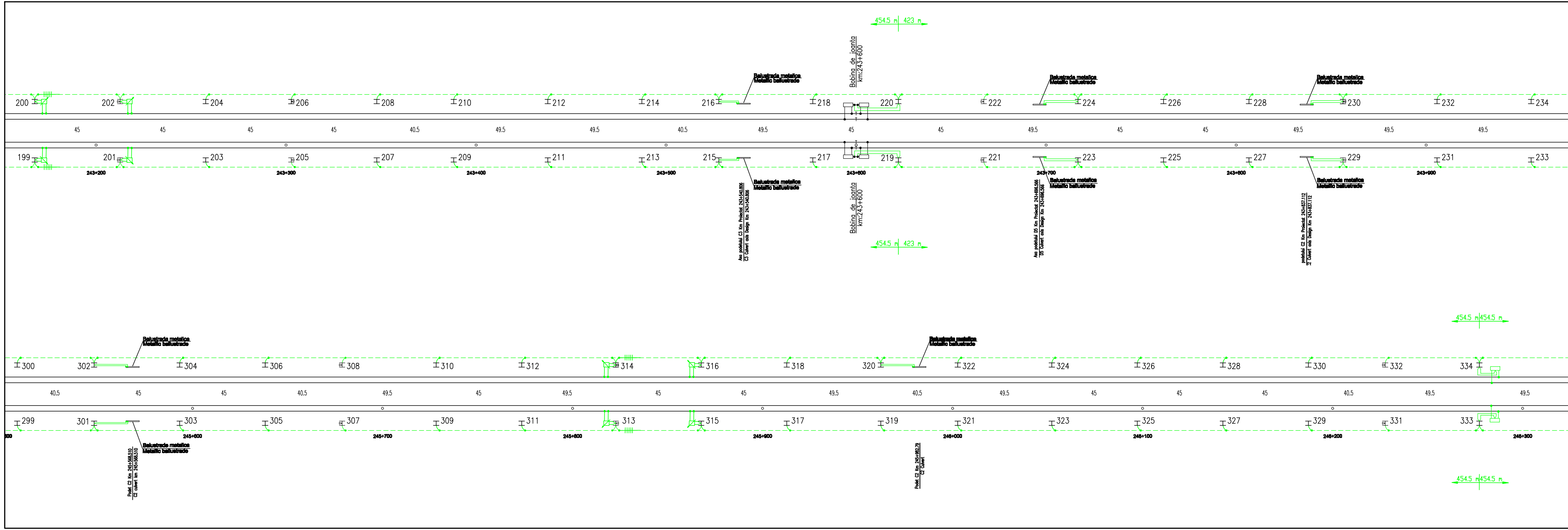

Bobina de joanta
km:243+600
454.5 m
423 m
Balustrada metalica
Metallic balustrade
Axa podetului C3 Km Proiectat 243+540.806
C3 Culvert axis Design Km 243+540.806
Axa podetului D5 Km Proiectat 243+696.566
D5 Culvert axis Design Km 243+696.566
podetului C2 Km Proiectat 243+837.112
C2 Culvert axis Design Km 243+837.112
Podet C2 Km 245+568.510
C2 culvert km 245+568.510
Podet C2 Km 245+962.79
C2 Culvert
454.5 m
454.5 m
243+200
243+300
243+400
243+500
243+600
243+700
243+800
243+900
500
245+600
245+700
245+800
245+900
246+000
246+100
246+200
246+300
200
202
204
206
208
210
212
214
216
218
220
222
224
226
228
230
232
234
199
201
203
205
207
209
211
213
215
217
219
221
223
225
227
229
231
233
300
302
304
306
308
310
312
314
316
318
320
322
324
326
328
330
332
334
299
301
303
305
307
309
311
313
315
317
319
321
323
325
327
329
331
333
45
40.5
49.5

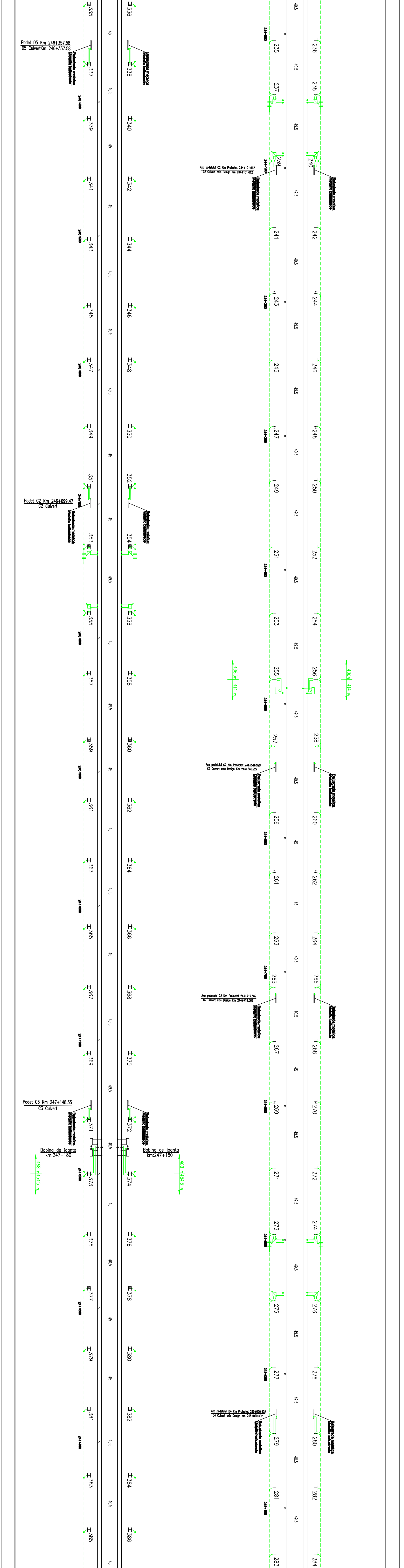
Podet D5 Km 246+357.58
D5 CulvertKm 246+357.58
Balustrada metalica
Metallic balustrade
246+400
Podet C2 Km 246+699.47
C2 Culvert
246+700
Podet C3 Km 247+148.55
C3 Culvert
Bobina de joanta
km:247+180
468 m
454.5 m
247+100
247+200
Axa podetului C2 Km Proiectat 244+101.612
C2 Culvert axis Design Km 244+101.612
244+100
Axa podetului C2 Km Proiectat 244+546.929
C2 Culvert axis Design Km 244+546.929
436.5m
436m
414 m
244+500
244+600
Axa podetului C2 Km Proiectat 244+719.569
C2 Culvert axis Design Km 244+719.569
244+700
Axa podetului D4 Km Proiectat 245+029.402
D4 Culvert axis Design Km 245+029.402
245+000
245+100
45
40.5
49.5
335
336
337
338
339
340
341
342
343
344
345
346
347
348
349
350
351
352
353
354
355
356
357
358
359
360
361
362
363
364
365
366
367
368
369
370
371
372
373
374
375
376
377
378
379
380
381
382
383
384
385
386
235
236
237
238
239
240
241
242
243
244
245
246
247
248
249
250
251
252
253
254
255
256
257
258
259
260
261
262
263
264
265
266
267
268
269
270
271
272
273
274
275
276
277
278
279
280
281
282
283
284

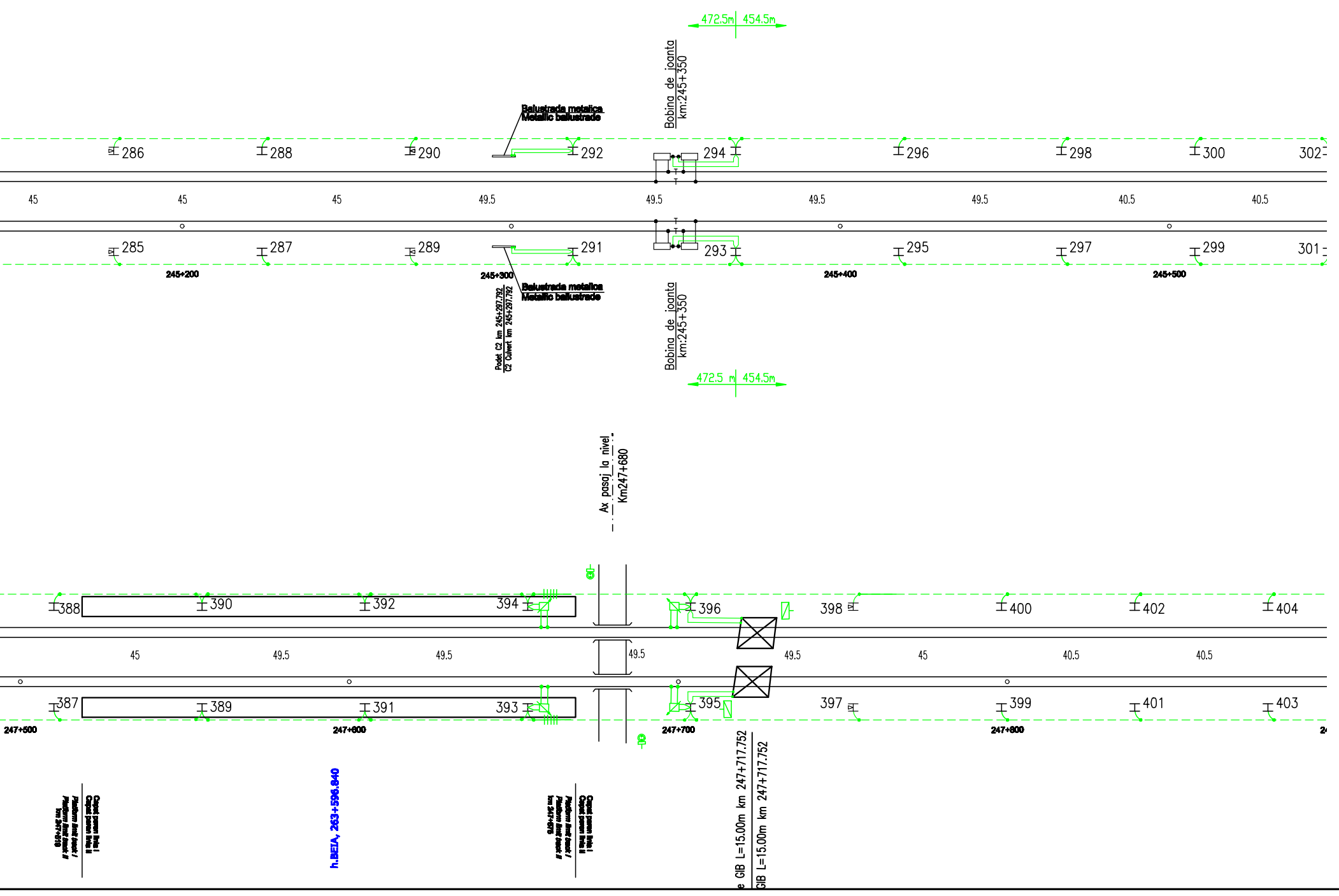
286
288
290
292
294
296
298
300
302
285
287
289
291
293
295
297
299
301
45
49.5
40.5
245+200
245+300
245+400
245+500
Balustrada metalica
Metallic balustrade
Podet C2 km 245+297.792
C2 Culvert km 245+297.792
Bobina de joanta
km:245+350
472.5m
454.5m
472.5 m
Ax pasaj la nivel
Km247+680
387
388
389
390
391
392
393
394
395
396
397
398
399
400
401
402
403
404
247+500
247+600
247+700
247+800
h.BEIA, 263+596.840
e GIB L=15.00m km 247+717.752
GIB L=15.00m km 247+717.752
Capat peron linia I
Capat peron linia II
Platform limit track I /
Platform limit track II
km 247+610
km 247+675

LEGENDA / LEGEND:

Linie c.f. electrificata
electrified line c.f.

Joanta izolata
Insulated rail joints

Conductor colector din otel-aluminiu 95/15 mmp
Earthing conductor steel-aluminum 95/15 sq mm

Conductor din banda de otel Ø 10 mm galvanizat
Galvanised steel conductor Ø 10 mm

Stalp de beton echipat cu corp de iluminat
Concrete pole equipped with lighting unit

Priza de pământ
Earth plate

Balustrada metalica
Metallic balustrade

Legarea individuala a stalpului LC la sina de tractiune
Individual connection of CL pole to the traction rail

OLALN 95/15mmp

Legarea colectivă a stâlpului LC la mediana bobinei de joantă
prin conductorul de protecţie OLALN 95/15mmp /
CL pole collective connection through OLALN 95/15mmp protection conductor
at the impedance coil mid-point

OLALN 95/15mmp

Legarea simplă a stâlpului LC la conductorul de protecţie OLALN95/15mmp
Simple connection of CL pole at OLALN95/15mmp protection conductor

OLALN 95/15mmp

Legarea dublă a stâlpului LC la conductorul de protecţie OLALN95/15mmp
Double connection of CL pole at OLALN95/15mmp protection conductor

As

Ancora pentru conductorul de protecţie OLALN 95/15mmp
Anchor for OLALN 95/15mmp protection conductor

Izolator de separare electrică a conductorului de protecţie
Sectionning insulator of over-head protective conductor

x[m] y[m]

x, y - Lungimile conductorului de protecţie
x, y - Overhead protective conductor lenghts

Bobina de joanta
Impedance coil

Bobina de protectie
Protection coil

Separator monopolar de exterior
Outdoor single phase disconnector

Transformator
Transformer

Circuit de cale monofilar
Single-track circuit

Circuit de cale bifilar
Double-track circuit

Bobina de joanta CED
Joint coil CED

Funie de cupru de 50mmp
Copper cord 50mmp

Subtraversare linie c.f. in tub de cauciuc
Railway lines under-crossing by rubber tube

Placa avertizoare "STATIONAREA PE POD INTERZISA"
Marker "Staying on the bridge is not permised"

Indicator cerc pentru restrictie gabarit si placuta
suplimentara pentru indicarea distantei
Circle indicator for gauge restriction and additional
plate to indicate distance

NOTA / NOTE:

SEMNIFICAŢIA CULORILOR FOLOSITE ÎN PREZENTAREA PLANULUI DE PROTECTIE ESTE URMĂTOAREA:
- verde - elemente noi ale instalatiei de protectie
- negru - elemente noi care apartin altor specialitati
- gri - elemente existente ale planului de situatie

THE SIGNIFICATION OF COLORS USED TO PRESENT THE PROTECTION DRAWING:
- green - new elements of the protection installations
- black - new elements of others specialities
- gray - existing elements of the layout plan

- balustradele podurilor si podetelor c.f. se vor proteja conform ID 33
- the ballustrades of the bridges and culverts at will be protected according to ID 33
- stalpii de iluminat de pe peroane se vor proteja conform ID 33
- the lighting poles on the platforms will be protected according to ID 33

Indice Index	Data Date	Modificare Modification/Revision	Proiectant Designer	Aprobat Consultant Approved Consultant	Aprobat CFR Approved CFR
D					
C					
B					
A					

GUVERNUL ROMANIEI
ROMANIAN GOVERNMENT

PROIECT FINANŢAT DE UNIUNEA EUROPEANĂ
EUROPEAN UNION FINANCED PROJECT

CLIENT / CLIENT

C.N.C.F. "C.F.R." - S.A.

ITALFERR
GRUPPO FERROVIE DELLO STATO
Joint Venture leader

Scott Wilson

OBERMEYER
PLANEN + BERATEN GmbH

TECNIC
Consulting Engineers

CONSULTANT / CONSULTANT

			Data Date	Semnătură Signature
Aprobat Approved	Şef proiect Project manager	R. Liuzza	12.2011	
Aprobat Approved	Coordonator Secţiune 1 Section 1 Coordinator	C. Gambelli	12.2011	
Verificat Checked	Expert Verificator Checking Expert	G. Battisti	12.2011	

SUBCONTRACTANT / SUBCONTRACTOR

AREX

Aprobat Approved	Responsabil Subcontractant Subcontractor Responsible	A.Stanciu - Dinulescu	12.2011	
Întocmit Elaborated	Proiectant Designer	M. Badiu	12.2011	

Reabilitarea liniei de cale ferata Braşov - Simeria, parte componentă a coridorului IV Pan European, pentru circulaţia trenurilor cu viteza maximă de 160 km/h, Tronsonul : Braşov - Sighişoara
Rehabilitation of the railway line Braşov - Simeria, component Part of the IV Pan-European Corridor, for the trains circulation with maximum speed of 160 km/h, Section : Braşov - Sighişoara

Proiect/Project
2004/RO/16/P/PA/003

Faza / Phase:
P.Th. / T.D.

Denumire desen / Drawing Title :

Interval Cata-Archita/Cata-Archita section
Protecţia instalaţiilor din cale şi vecinătate / Protection of track and proximity installations

Codificare / Codification System	Scara / Scale 1:1000	LOT / LOT	Nr. / No 02 / 04
EA51 01 C 14 L7 PI 00 1 0 001 0			

297 X 2940