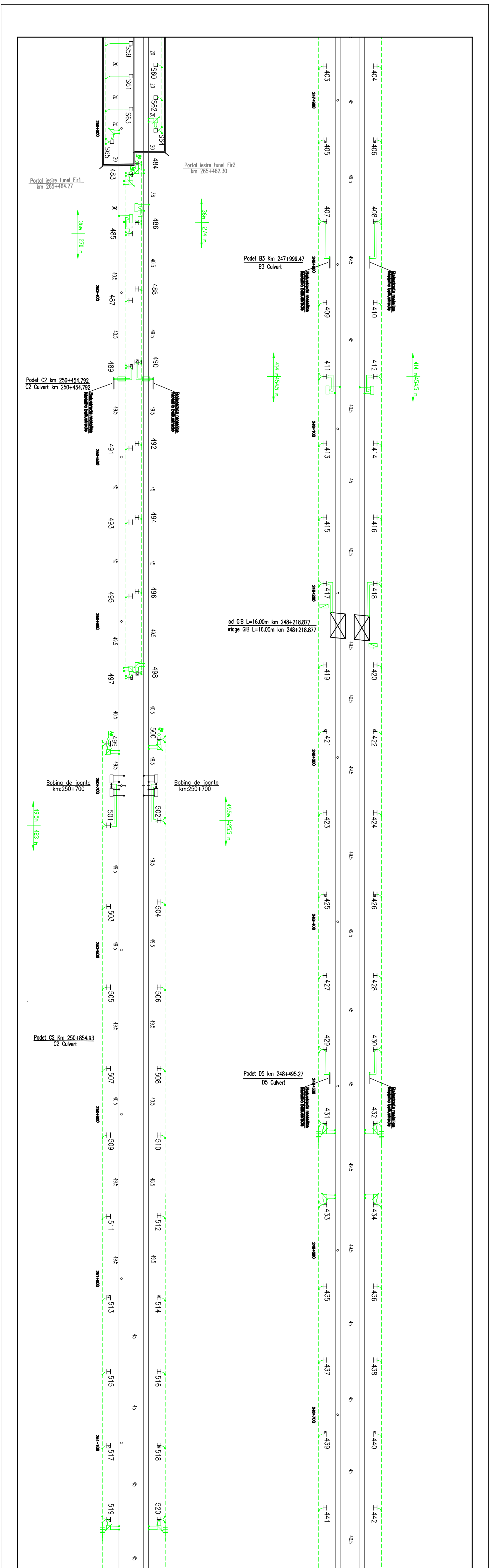
Portal iesire tunel Fir1
km 265+464.27
Portal iesire tunel Fir2
km 265+462.30
S59
S60
S61
S62
S63
S64
S65
36m 270 m
36m 274 m
Podet B3 Km 247+999.47
B3 Culvert
Podet C2 km 250+454.792
C2 Culvert km 250+454.792
Balustrada metalica
Metallic balustrade
414 m 454.5 m
od GIB L=16.00m km 248+218.877
ridge GIB L=16.00m km 248+218.877
Bobina de joanta
km:250+700
Bobina de joanta
km:250+700
49.5m 423 m
49.5m 425.5 m
Podet C2 Km 250+854.93
C2 Culvert
Podet D5 km 248+495.27
D5 Culvert
247+900
248+000
248+100
248+200
248+300
248+400
248+500
248+600
248+700
250+300
250+400
250+500
250+600
250+700
250+800
250+900
251+000
251+100
403
404
405
406
407
408
409
410
411
412
413
414
415
416
417
418
419
420
421
422
423
424
425
426
427
428
429
430
431
432
433
434
435
436
437
438
439
440
441
442
483
484
485
486
487
488
489
490
491
492
493
494
495
496
497
498
499
500
501
502
503
504
505
506
507
508
509
510
511
512
513
514
515
516
517
518
519
520

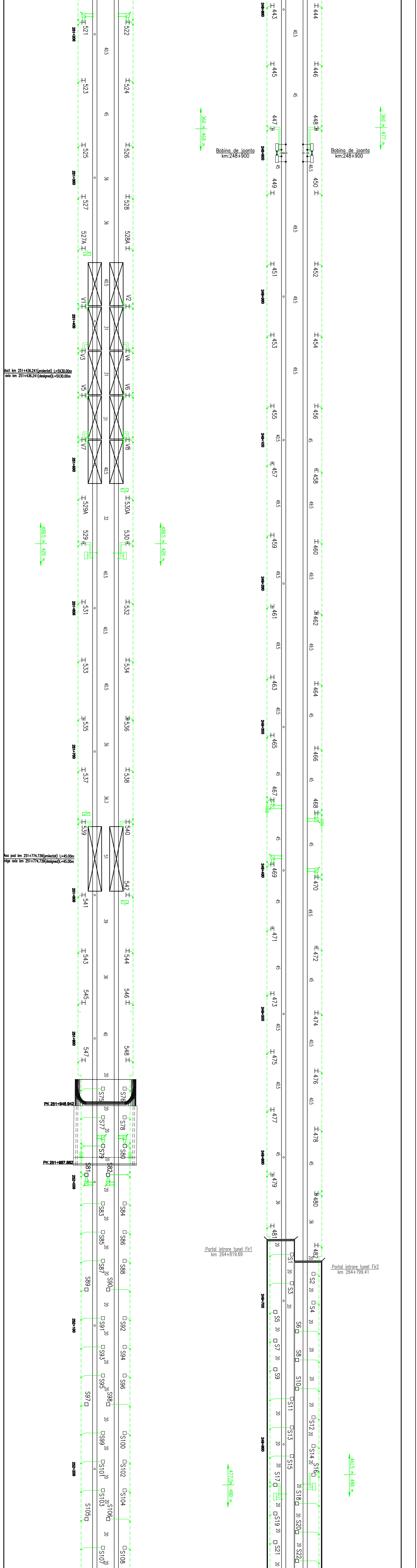

521
522
523
524
525
526
527
528
527A
528A
V1
V2
V3
V4
V5
V6
V7
V8
251+200
251+300
251+400
251+500
251+600
251+700
251+800
251+900
252+000
252+100
252+200
duct km 251+436.241(proiectat) L=5X30.00m
axis km 251+436.241(designed)L=5X30.00m
529A
530A
529
530
408.5 m
420 m
531
532
533
534
535
536
537
538
539
540
541
542
543
544
545
546
547
548
Axa pod km 251+774.739(proiectat) L=45.00m
rdge axis km 251+774.739(designed)L=45.00m
PK 251+946.942
PK 251+987.882
S75
S76
S77
S78
S79
S80
S81
S82
S83
S84
S85
S86
S87
S88
S89
S90
S91
S92
S93
S94
S95
S96
S97
S98
S99
S100
S101
S102
S103
S104
S105
S106
S107
S108
443
444
445
446
447
448
449
450
360 m
468 m
477 m
Bobina de joanta
km:248+900
248+900
451
452
453
454
455
456
457
458
459
460
461
462
463
464
465
466
467
468
469
470
471
472
473
474
475
476
477
478
479
480
481
482
249+000
249+100
249+200
249+300
249+400
249+500
249+600
249+700
249+800
Portal intrare tunel Fir1
km 264+819.69
Portal intrare tunel Fir2
km 264+799.41
S1
S2
S3
S4
S5
S6
S7
S8
S9
S10
S11
S12
S13
S14
S15
S16
S17
S18
S19
S20
S21
S22
477,5m
480 m
461.5 m
480 m

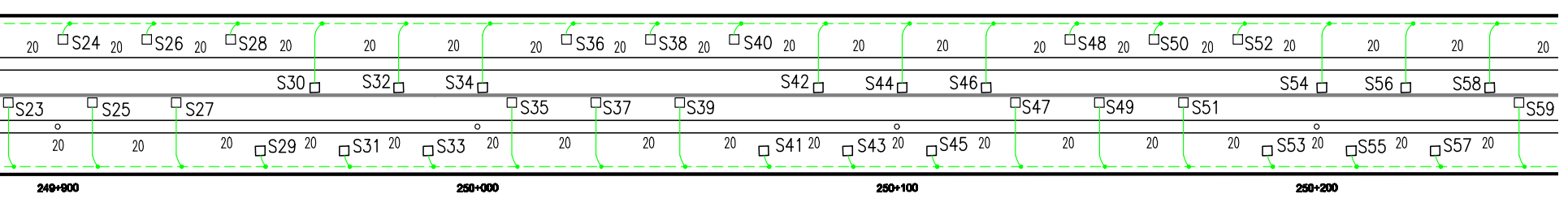
S23
S24
S25
S26
S27
S28
S29
S30
S31
S32
S33
S34
S35
S36
S37
S38
S39
S40
S41
S42
S43
S44
S45
S46
S47
S48
S49
S50
S51
S52
S53
S54
S55
S56
S57
S58
S59
20
249+900
250+000
250+100
250+200

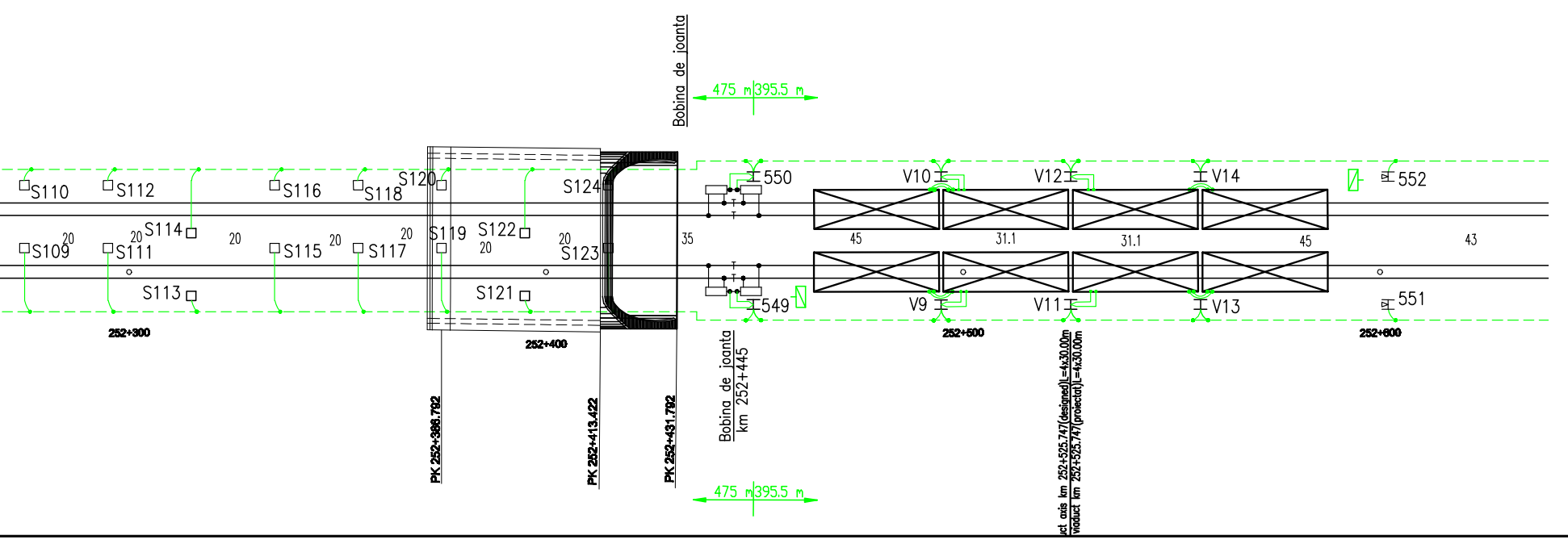
S109
S110
S111
S112
S113
S114
S115
S116
S117
S118
S119
S120
S121
S122
S123
S124
20
35
45
31.1
43
252+300
252+400
252+500
252+600
PK 252+386.792
PK 252+413.422
PK 252+431.792
Bobina de joanta
Bobina de joanta
km 252+445
475 m
395.5 m
549
550
551
552
V9
V10
V11
V12
V13
V14
viaduct axis km 252+525.747(designed)L=4x30.00m
viaduct km 252+525.747(proiectat)L=4x30.00m

NOTA / NOTE:

SEMNIFICAȚIA CULORILOR FOLOSITE ÎN PREZENTAREA PLANULUI DE PROTECȚIE ESTE URMĂTOAREA:
- verde - elemente noi ale instalației de protecție
- negru - elemente noi care aparțin altor specialități
- gri - elemente existente ale planului de situație

THE SIGNIFICATION OF COLORS USED TO PRESENT THE PROTECTION DRAWING:
- green - new elements of the protection installations
- black - new elements of others specialities
- gray - existing elements of the layout plan

- balustradele podurilor si podetelor c.f. se vor proteja conform ID 33
- the ballustrades of the bridges and culverts at will be protected according to ID 33
- stalpii de iluminat de pe peroane se vor proteja conform ID 33
- the lighting poles on the platforms will be protected according to ID 33

LEGENDA / LEGEND:

Linie c.f. electrificata
electrified line c.f.

Joanta izolata
Insulated rail joints

Conductor colector din otel-aluminiu 95/15 mmp
Earthing conductor steel-aluminum 95/15 sq mm

Conductor din banda de otel Ø 10 mm galvanizat
Galvanised steel conductor Ø 10 mm

Stalp de beton echipat cu corp de iluminat
Concrete pole equipped with lighting unit

Priza de pământ
Earth plate

Balustrada metalica
Metallic ballustrade

Legarea individuala a stalpului LC la sina de tractiune
Individual connection of CL pole to the traction rail

OLALN 95/15mmp

Legarea colectivă a stâlpului LC la mediana bobinei de joantă
prin conductorul de protecție OLALN 95/15mmp /
CL pole collective connection through OLALN 95/15mmp protection conductor
at the impedance coil mid-point

Legarea simplă a stâlpului LC la conductorul de protecție OLALN95/15mmp
Simple connection of CL pole at OLALN95/15mmp protection conductor

Legarea dublă a stâlpului LC la conductorul de protecție OLALN95/15mmp
Double connection of CL pole at OLALN95/15mmp protection conductor

As

Ancora pentru conductorul de protecție OLALN 95/15mmp
Anchor for OLALN 95/15mmp protection conductor

Izolator de separare electrică a conductorului de protecție
Sectionning insulator of over-head protective conductor

x[m] y[m]

x, y - Lungimile conductorului de protecție
x, y - Overhead protective conductor lenghts

Bobina de joanta
Impedance coil

Bobina de protectie
Protection coil

Separator monopolar de exterior
Outdoor single phase disconnector

Transformator
Transformer

Circuit de cale monofilar
Single-track circuit

Circuit de cale bifilar
Double-track circuit

Bobina de joanta CED
Joint coil CED

Funie de cupru de 50mmp
Copper cord 50mmp

Subtraversare linie c.f. in tub de cauciuc
Railway lines under-crossing by rubber tube

Placa avertizoare "STATIONAREA PE POD INTERZISA"
Marker "Staying on the bridge is not permised"

Indicator cerc pentru restrictie gabarit si placuta
suplimentara pentru indicarea distantei
Circle indicator for gauge restriction and additional
plate to indicate distance

Indice Index	Data Date	Modificare Modification/Revision	Proiectant Designer	Aprobat Consultant Approved Consultant	Aprobat CFR Approved CFR
D					
C					
B					
A					

GUVERNUL ROMANIEI
ROMANIAN GOVERNMENT

PROIECT FINANȚAT DE UNIUNEA EUROPEANĂ
EUROPEAN UNION FINANCED PROJECT

CLIENT / CLIENT

CFR

C.N.C.F. "C.F.R." - S.A.

ITALFERR
GRUPPO FERROVIE DELLO STATO
Joint Venture leader

Scott Wilson

OBERMEYER
PLANEN + BERATEN GmbH

TECNIC
Consulting Engineers

CONSULTANT / CONSULTANT

			Data Date	Semnătură Signature
Aprobat Approved	Șef proiect Project manager	R. Liuzza	12.2011	
Aprobat Approved	Coordonator Secțiune 1 Section 1 Coordinator	C. Gambelli	12.2011	
Verificat Checked	Expert Verificator Checking Expert	G. Bellini	12.2011	

SUBCONTRACTANT / SUBCONTRACTOR

AREX

Aprobat Approved	Responsabil Subcontractant Subcontractor Responsible	A.Stanciu - Dinulescu	12.2011	
Întocmit Elaborated	Proiectant Designer	M. Badiu	12.2011	

Reabilitarea liniei de cale ferata Brașov - Simeria, parte componentă a coridorului IV Pan European, pentru circulația trenurilor cu viteza maximă de 160 km/h, Tronsonul : Brașov - Sighișoara
Rehabilitation of the railway line Brașov - Simeria, component Part of the IV Pan-European Corridor, for the trains circulation with maximum speed of 160 km/h, Section : Brașov - Sighișoara

Proiect/Project
2004/RO/16/P/PA/003

Faza / Phase:
P.Th. / T.D.

Denumire desen / Drawing Title :

Interval Cata-Archita/Cata -Archita section
Protecția instalațiilor din cale și vecinătate / Protection of track and proximity installations

Codificare / Codification System	Scara / Scale 1:1000	LOT / LOT	Nr. / No 03 / 04

E A 5 1 | 0 1 | C | 1 4 | L 7 | P I | 0 0 | 1 | 0 | 0 0 1 | 0

297 X 2940