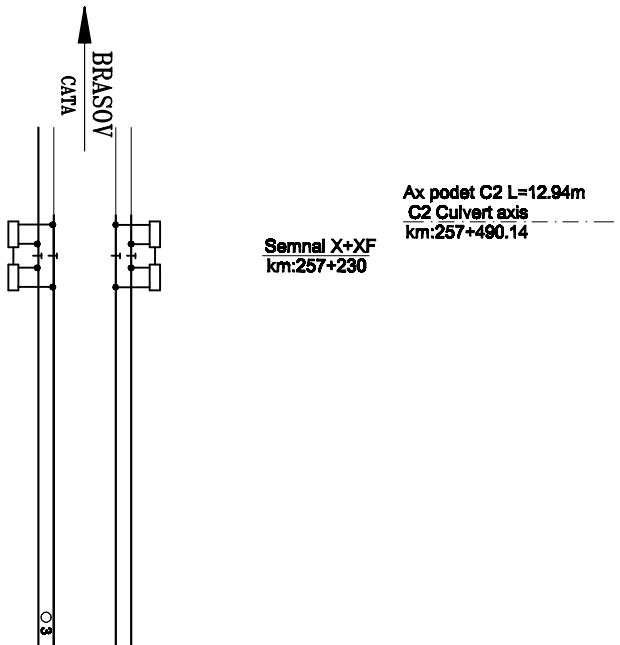
BRASOV
CATA
Ax podet C2 L=12.94m
C2 Culvert axis
km:257+490.14
Semnal X+XF
km:257+230
3

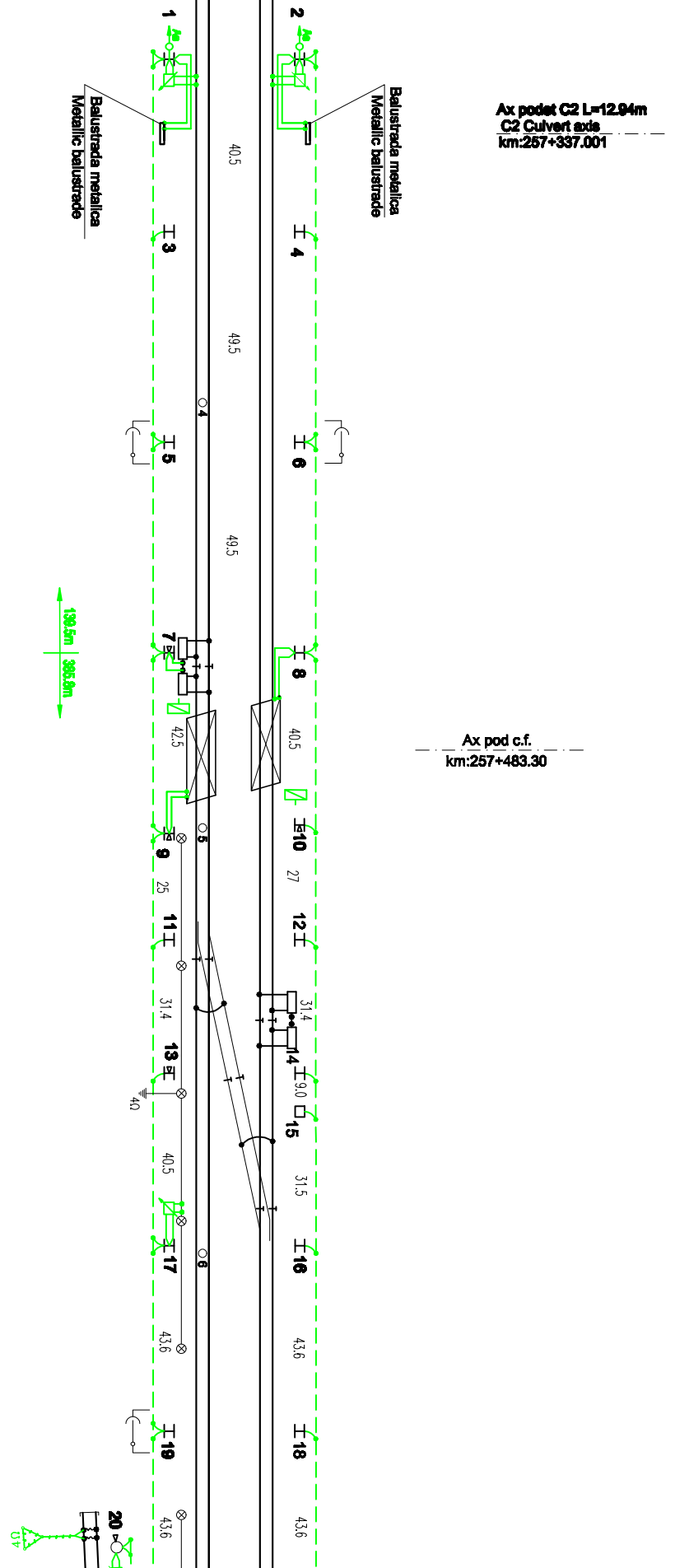
Ax podet C2 L=12.94m
C2 Culvert axis
km:257+337.001
Balustrada metalica
Metallic balustrade
Balustrada metalica
Metallic balustrade
1
2
3
4
5
6
7
8
9
10
11
12
13
14
15
16
17
18
19
20
40.5
49.5
49.5
42.5
40.5
25
27
31.4
31.4
9.0
40.5
31.5
43.6
43.6
43.6
43.6
4
5
6
139.5m
385.8m
Ax pod c.f.
km:257+483.30
4Ω
4Ω

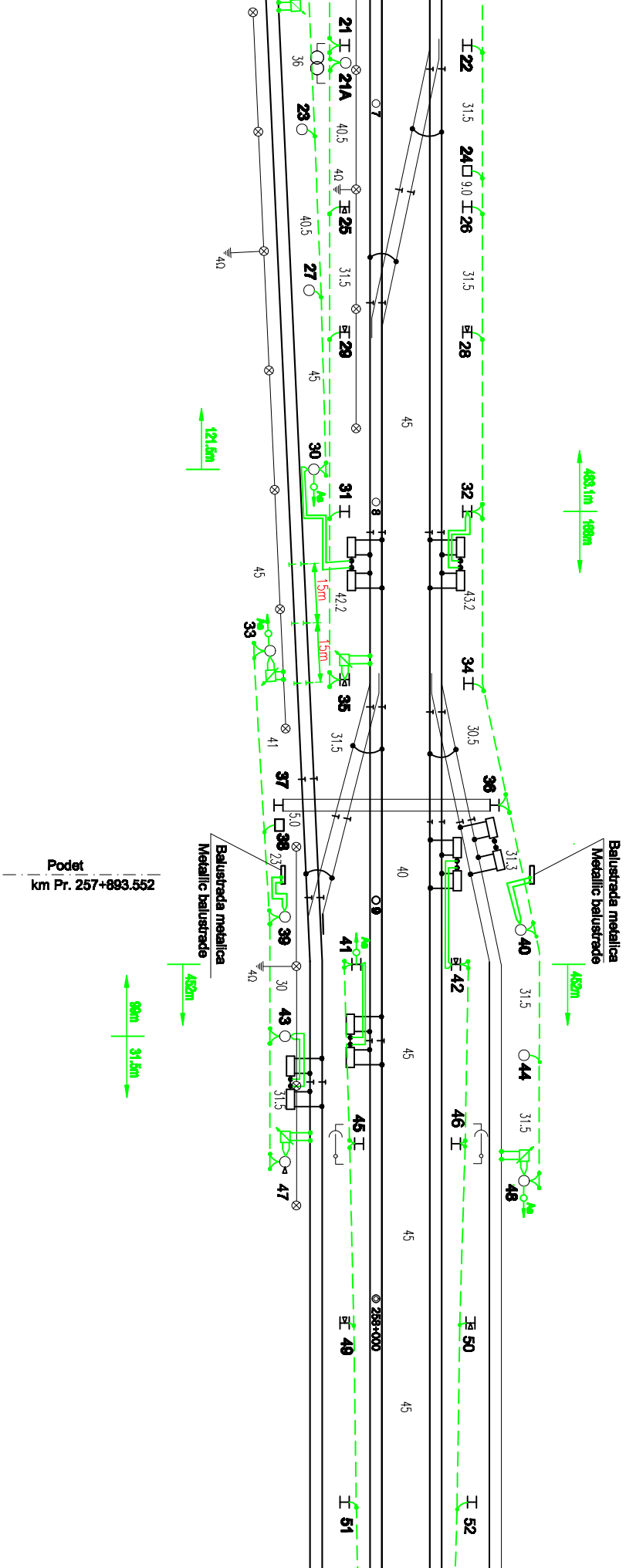
Podet
km Pr. 257+893.552
Balustrada metalica
Metallic balustrade
Balustrada metalica
Metallic balustrade
21
21A
22
23
24
25
26
27
28
29
30
31
32
33
34
35
36
37
38
39
40
41
42
43
44
45
46
47
48
49
50
51
52
7
8
9
256+000
121.5m
403.1m
166m
452m
452m
90m
31.5m
15m
15m
36
40.5
40
40.5
31.5
9.0
45
42.2
43.2
30.5
41
5.0
2.3
31.3
30
40

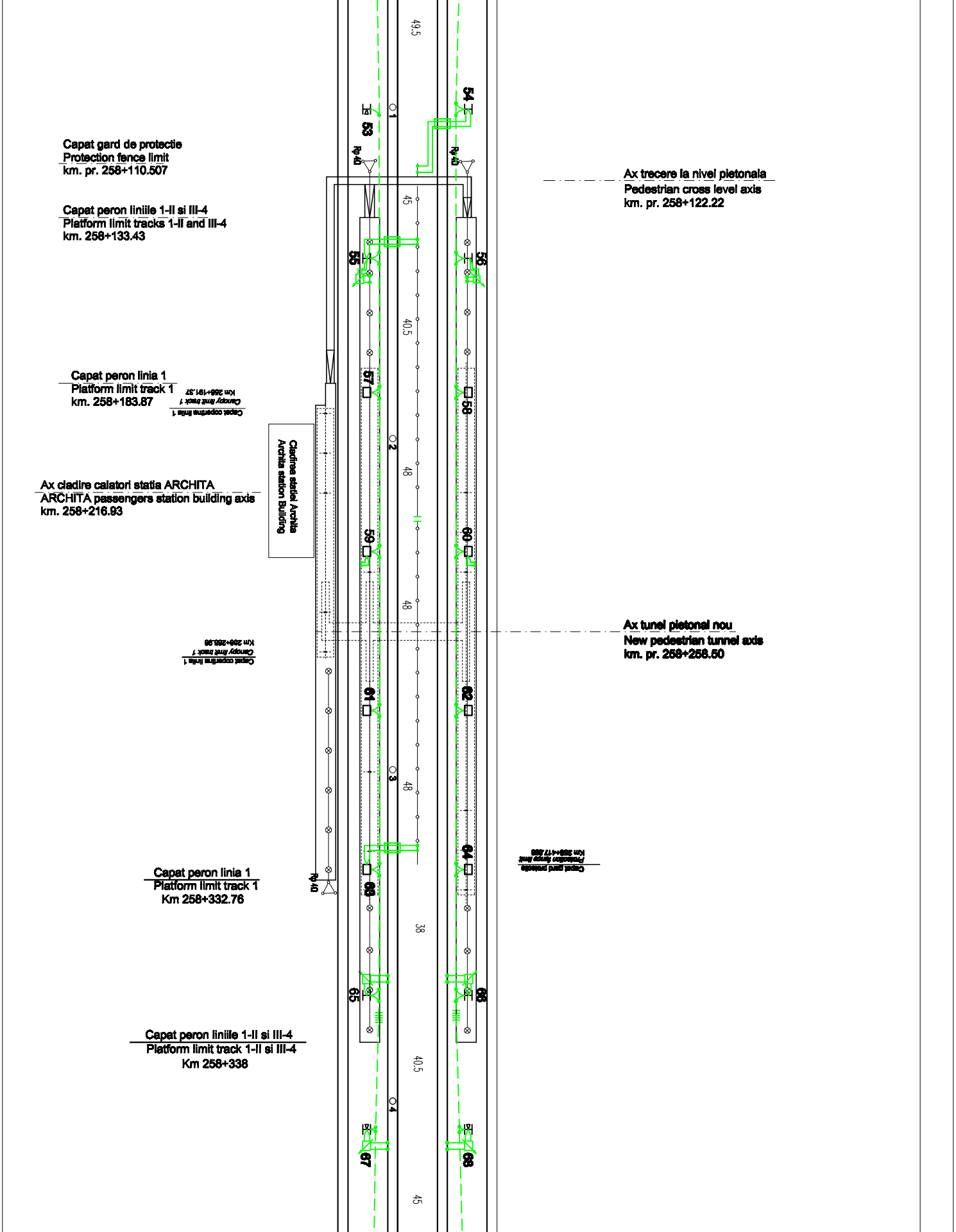
Capat gard de protectie
Protection fence limit
km. pr. 258+110.507
Ax trecere la nivel pietonala
Pedestrian cross level axis
km. pr. 258+122.22
Capat peron liniile 1-II si III-4
Platform limit tracks 1-II and III-4
km. 258+133.43
Capat peron linia 1
Platform limit track 1
km. 258+183.87
Capat copertina linia 1
Canopy limit track 1
Km 258+191.57
Cladirea statiei Archita
Archita station Building
Ax cladire calatori statia ARCHITA
ARCHITA passengers station building axis
km. 258+216.93
Ax tunel pietonal nou
New pedestrian tunnel axis
km. pr. 258+258.50
Capat copertina linia 1
Canopy limit track 1
Km 258+265.65
Capat gard protectie
Protection fence limit
Km 258+417.668
Capat peron linia 1
Platform limit track 1
Km 258+332.76
Capat peron liniile 1-II si III-4
Platform limit track 1-II si III-4
Km 258+338
49.5
45
40.5
48
48
38
40.5
45
1
2
3
4
53
54
55
56
57
58
59
60
61
62
63
64
65
66
67
68
Rp 40
Rp 40
Rp 40

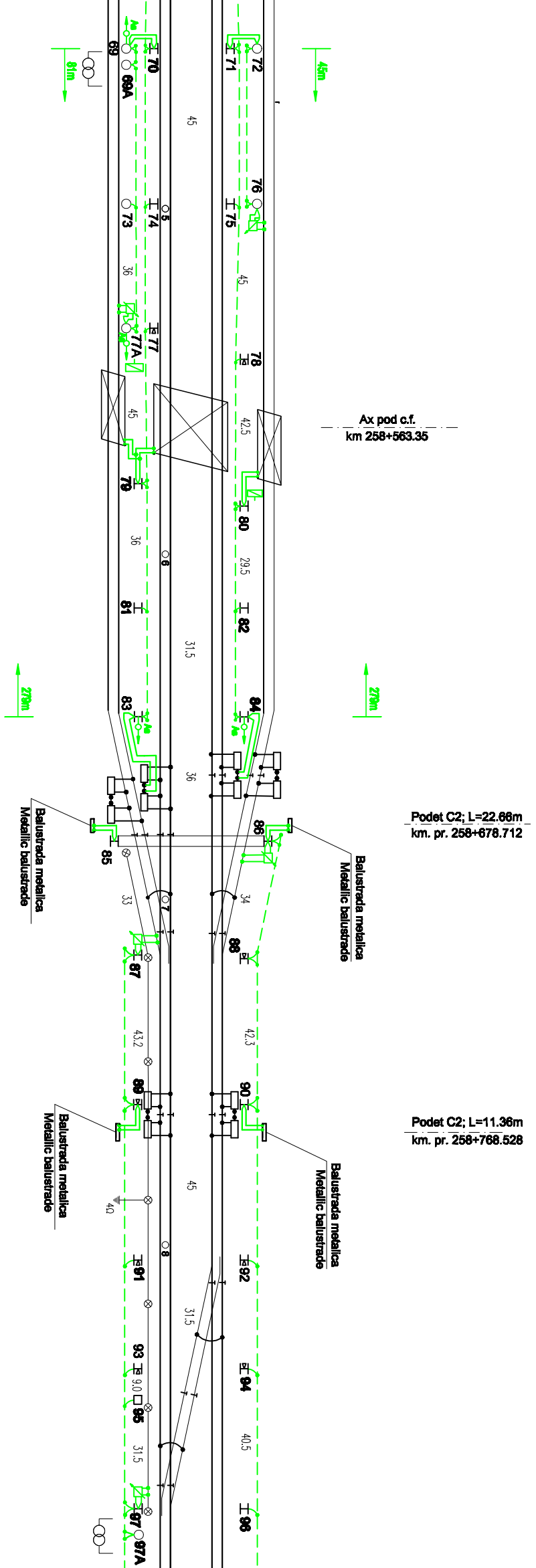
Ax pod c.f.
km 258+563.35
Podet C2; L=22.66m
km. pr. 258+678.712
Podet C2; L=11.36m
km. pr. 258+768.528
Balustrada metalica
Metallic balustrade
Balustrada metalica
Metallic balustrade
Balustrada metalica
Metallic balustrade
Balustrada metalica
Metallic balustrade
81m
45m
279m
279m
69
69A
70
71
72
73
74
75
76
77
77A
78
79
80
81
82
83
84
85
86
87
88
89
90
91
92
93
94
95
96
97
97A
5
6
7
8
45
36
45
42.5
36
29.5
31.5
36
33
34
43.2
42.3
45
40
31.5
9.0
31.5
40.5

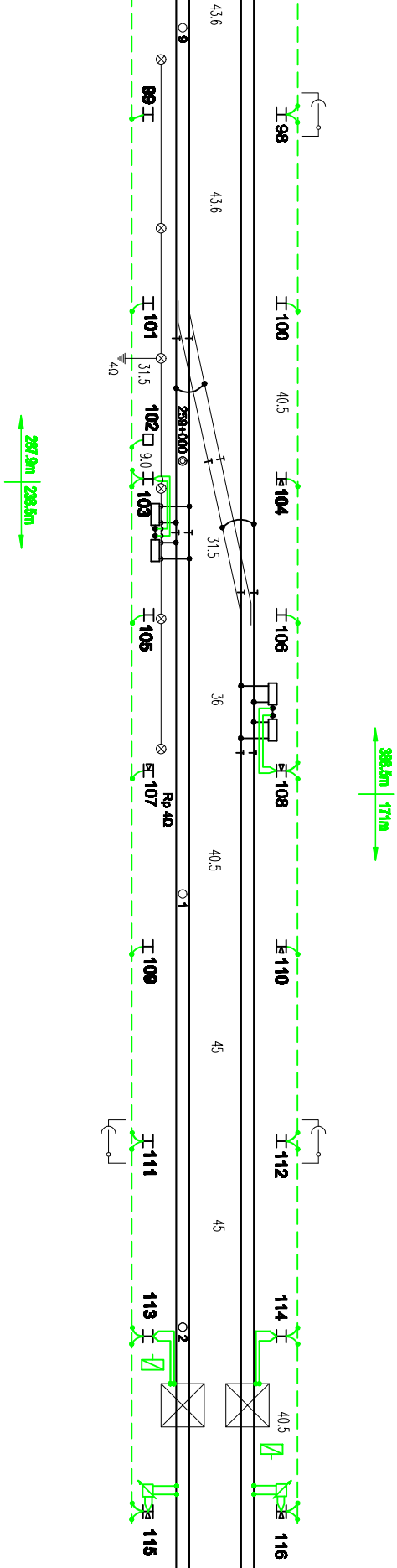
43.6
9
99
98
43.6
101
100
4Ω
31.5
40.5
102
259+000
267.9m
238.5m
9.0
103
104
31.5
105
106
36
386.5m
171m
107
Rp 4Ω
108
40.5
1
109
110
45
111
112
45
113
114
2
40.5
115
116
3

Pod GIB; L=10m
km. pr. 259+218.255

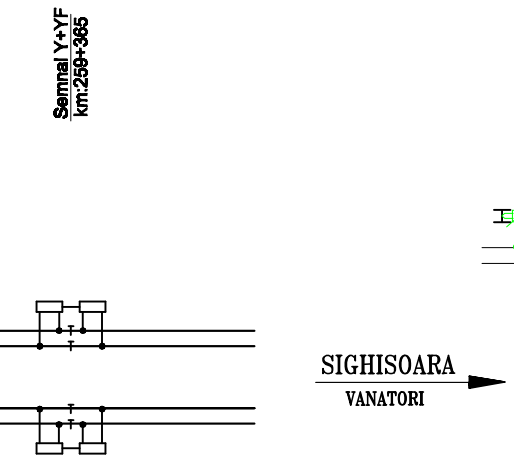
Semnal Y+YF
km:259+365
SIGHISOARA
VANATORI

LEGENDA / LEGEND:

Linie c.f. electrificata
electrified line c.f.

Joanta izolata
Insulated rail joints

Conductor colector din otel-aluminiu 95/15 mmp
Earthing conductor steel-aluminum 95/15 sq mm

Conductor din banda de otel Ø 10 mm galvanizat
Galvanised steel conductor Ø 10 mm

Balustrada metalica
Metallic ballustrade

Stalp de beton echipat cu corp de iluminat
Concrete pole equipped with lighting unit

Priza de pământ
Earth plate

Legarea individuala a stalpului LC la sina de tractiune
Individual connection of CL pole to the traction rail

Legarea colectivă a stâlpului LC la mediana bobinei de joantă
prin conductorul de protecţie OLALN 95/15mmp /
CL pole collective connection through OLALN 95/15mmp protection conductor
at the impedance coil mid-point

Legarea simplă a stâlpului LC la conductorul de protecţie OLALN95/15mmp
Simple connection of CL pole at OLALN95/15mmp protection conductor

Legarea dublă a stâlpului LC la conductorul de protecţie OLALN95/15mmp
Double connection of CL pole at OLALN95/15mmp protection conductor

Ancora pentru conductorul de protecţie OLALN 95/15mmp
Anchor for OLALN 95/15mmp protection conductor

Izolator de separare electrică a conductorului de protecţie
Sectionning insulator of over-head protective conductor

x, y - Lungimile conductorului de protecţie
x, y - Overhead protective conductor lenghts

Bobina de joantă
Impedance coil

Bobina de protecţie
Protection coil

Separator monopolar de exterior
Outdoor single phase disconnector

Transformator
Transformer

Circuit de cale monofilar
Single-track circuit

Circuit de cale bifilar
Double-track circuit

Bobina de joantă CED
Joint coil CED

Funie de cupru de 50mmp
Copper cord 50mmp

Subtraversare linie c.f. în tub de cauciuc
Railway lines under-crossing by rubber tube

Placa avertizoare "STAŢIONAREA PE POD INTERZISĂ"
Marker "Staying on the bridge is not permised"

Indicator cerc pentru restricţie gabarit şi plăcuţă
suplimentară pentru indicarea distanţei

Circle indicator for gauge restriction and additional
plate to indicate distance

NOTA / NOTE:

SEMNIFICAŢIA CULORILOR FOLOSITE ÎN PREZENTAREA PLANULUI DE PROTECTIE ESTE URMĂTOAREA:

- **verde - elemente noi ale instalatiei de protectie**
- **negru - elemente noi care aparţin altor specialităţi**
- **gri - elemente existente ale planului de situaţie**

THE SIGNIFICATION OF COLORS USED TO PRESENT THE PROTECTION DRAWING:

- **green - new elements of the protection installations**
- **black - new elements of others specialities**
- **grey - existing elements of the layout plan**

LISTA DE COMPONENTA / ITEM LIST

REF / ITEM	DENUMIRE REFERINTA / ITEM DESIGNATION	REFERINTA DWG / DWG REFERENCE	CANTITATE / QUANTITY
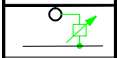	Stalp de beton protejat individual Individual protected concrete pole		-
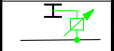	Stalp de metal protejat individual Individualy protected metallic pole		-
	Stalp de metal protejat colectiv Collectivelly protected metallic pole		105 pcs.
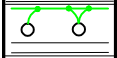	Stalp de beton protejat colectiv Collectivelly protected concrete pole		20 pcs.
	Conductor colector din otel-aluminiu 95/15 mmp Earthing conductor steel-aluminum 95/15 sq mm		4500m.
	Ancora pentru conductorul de protecție OLALN 95/15mmp Anchor for OLALN 95/15mmp protection conductor		8 pcs.
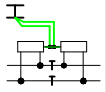	Legatura dubla la mediana bobinei de joanta Double connection at mid-point of coil		10 pcs.
	Indicator restricție gabarit Restriction indicator gauge		-
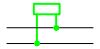	Bobina de protecție Protection coil		-
	Priza de pământ Earth plate		1 pcs.
	Interstițiu de scanteiere Sparking gap		23 pcs.
	Panouri protecție Protection panel		-
	Izolator de separare electrică Sectionning insulator		2 pcs.
	Placa avertizoare "STATIONAREA PE POD INTERZISA" Marker "Staying on the bridge is not permised"		6 pcs.
	Subtraversare linie c.f. in tub de cauciuc Railway lines under-crossing by rubber tube		4 pcs.

Indice Index	Data Date	Modificare Modification/Revision	Proiectant Designer	Aprobat Consultant Approved Consultant	Aprobat CFR Approved CFR
D					
C					
B					
A					

GUVERNUL ROMANIEI **PROIECT FINANȚAT DE UNIUNEA EUROPEANĂ**
ROMANIAN GOVERNMENT **EUROPEAN UNION FINANCED PROJECT**

CLIENT / CLIENT

C.N.C.F. "C.F.R." - S.A.

ITALFERR GRUPPO FERROVIE DELLO STATO *Joint Venture leader*

Scott Wilson

OBERMEYER PLANEN + BERATEN GmbH

TECNIC Consulting Engineers

CONSULTANT / CONSULTANT

			Data Date	Semnătură Signature
Aprobat Approved	Șef proiect Project manager	R. Liuzza	12.2011	
Aprobat Approved	Coordonator Secțiune 1 Section 1 Coordinator	C. Gambelli	12.2011	
Verificat Checked	Expert Verificator Checking Expert	G. Buffarini	12.2011	

SUBCONTRACTANT / SUBCONTRACTOR

AREX COMPANY

Aprobat Approved	Responsabil Subcontractant Subcontractor Responsible	A. Stanciu - Dinulescu	12.2011	
Întocmit Elaborated	Proiectant Designer	M. Andrei	12.2011	

Reabilitarea liniei de cale ferata Brașov - Simeria, parte componentă a coridorului IV Pan European, pentru circulația trenurilor cu viteza maximă de 160 km/h,
Tronsonul : Brașov - Sighișoara
Rehabilitation of the railway line Brașov - Simeria, component Part of the IV Pan-European Corridor, for the trains circulation with maximum speed of 160 km/h,
Section : Brașov - Sighișoara

Proiect/Project
2004/RO/16/P/PA/003

Faza / Phase:
P.Th. / T.D.

Denumire desen / Drawing Title :

Statia ARCHITA Station
Protecția instalațiilor din cale și vecinătate / Protection of track and proximity installations

Codificare / Codification System	Scara / Scale 1:1000	LOT / LOT	Nr. / No 01 / 01

E A 5 1 | 0 1 | C | 1 5 | L 8 | P I | 0 0 | 1 | 0 | 0 0 1 | 1

297x2940