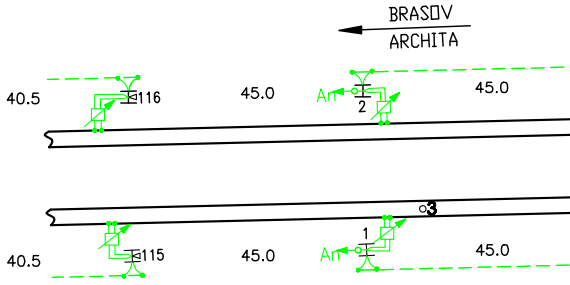
BRAS□V
ARCHITA
40.5
116
45.0
An
2
45.0
3
1
40.5
115
45.0
An
45.0

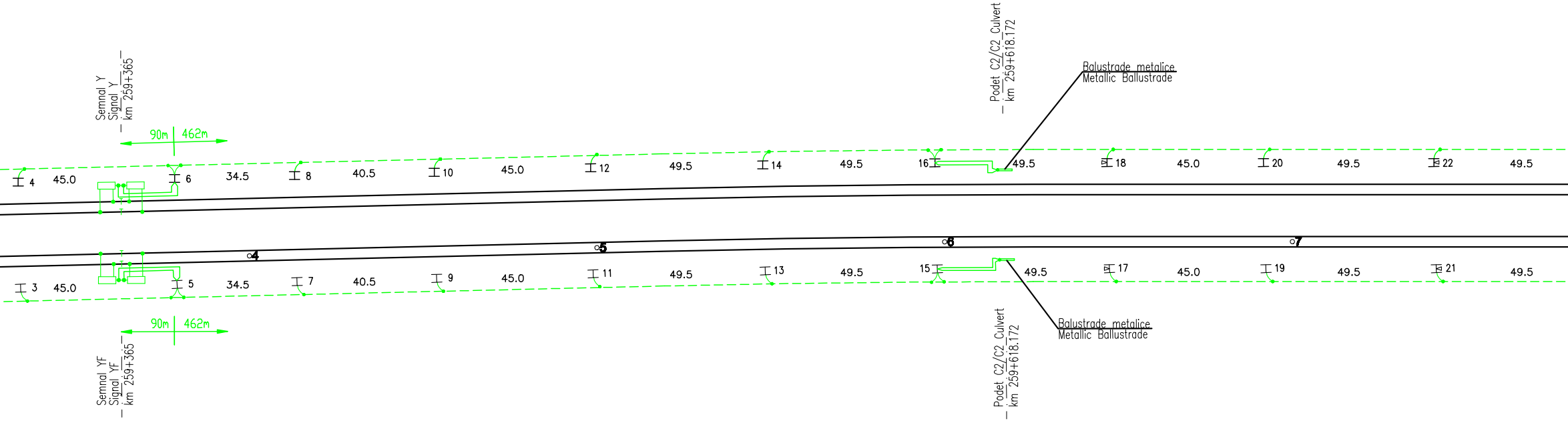
Semnal Y
Signal Y
km 259+365
90m
462m
4
45.0
6
34.5
8
40.5
10
45.0
12
49.5
14
49.5
16
49.5
18
45.0
20
49.5
22
49.5
Podet C2/C2 Culvert
km 259+618.172
Balustrade metalice
Metallic Ballustrade
4
5
6
7
3
45.0
5
34.5
7
40.5
9
45.0
11
49.5
13
49.5
15
49.5
17
45.0
19
49.5
21
49.5
Balustrade metalice
Metallic Ballustrade
90m
462m
Semnal YF
Signal YF
km 259+365
Podet C2/C2 Culvert
km 259+618.172



Podet C2/C2_Culvert
– km 259+807.972
Balustrade metalice
Metallic Ballustrade
243m
284m
24
49.5
26
49.5
28
45.0
30
49.5
32
49.5
34
49.5
36
49.5
38
39.5
40
45.0
km 260+000
8
9
1
2
23
49.5
25
49.5
27
45.0
29
45.0
31
49.5
33
49.5
35
49.5
37
39.5
39
45.0
243m
284m
Balustrade metalice
Metallic Ballustrade
Podet C2/C2_Culvert
– km 259+807.972

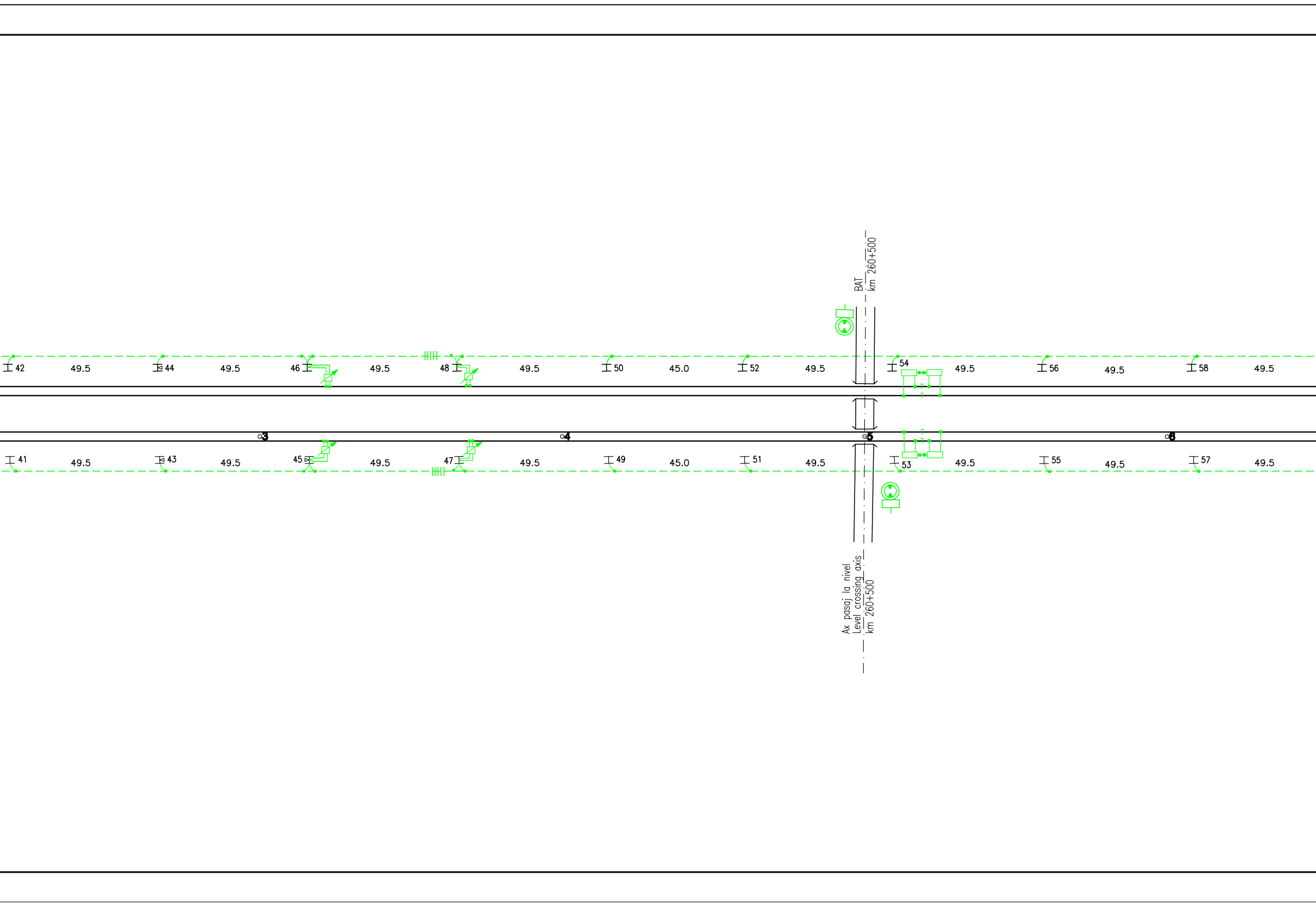
BAT
km 260+500
42
49.5
44
49.5
46
49.5
48
49.5
50
45.0
52
49.5
54
49.5
56
49.5
58
49.5
3
4
5
6
41
49.5
43
49.5
45
49.5
47
49.5
49
45.0
51
49.5
53
49.5
55
49.5
57
49.5
Ax pasaj la nivel
Level crossing axis
km 260+500

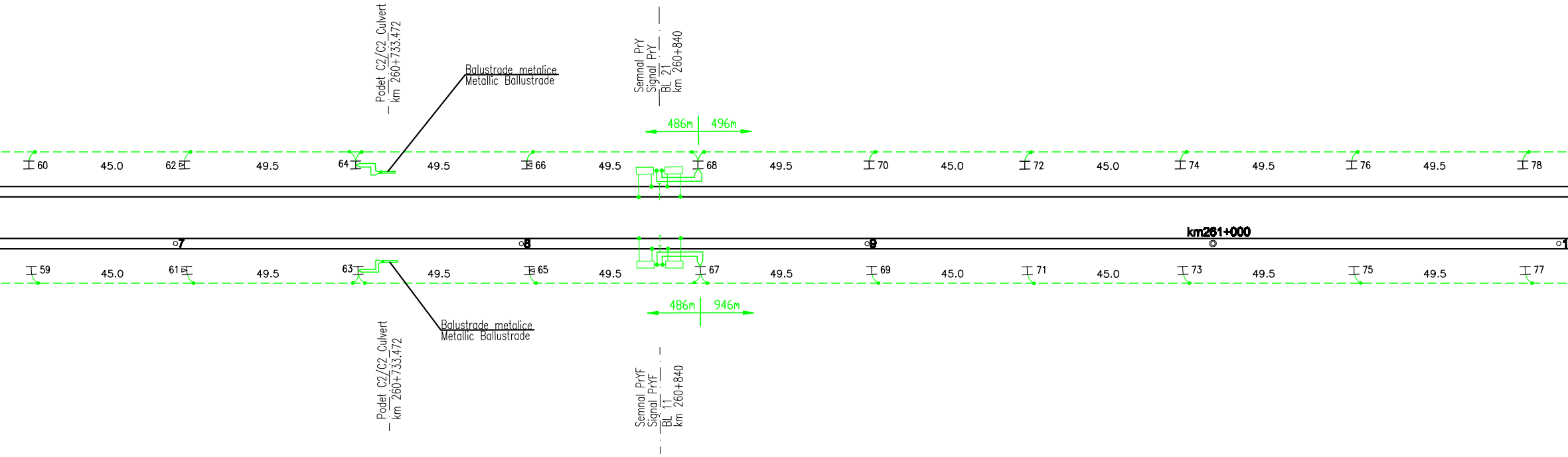
Podet C2/C2 Culvert
km 260+733.472
Balustrade metalice
Metallic Ballustrade
Semnal PrY
Signal PrY
BL 21
km 260+840
486m
496m
60
45.0
62
49.5
64
49.5
66
49.5
68
49.5
70
45.0
72
45.0
74
49.5
76
49.5
78
7
8
9
km261+000
59
45.0
61
49.5
63
49.5
65
49.5
67
49.5
69
45.0
71
45.0
73
49.5
75
49.5
77
486m
946m
Balustrade metalice
Metallic Ballustrade
Podet C2/C2 Culvert
km 260+733.472
Semnal PrYF
Signal PrYF
BL 11
km 260+840

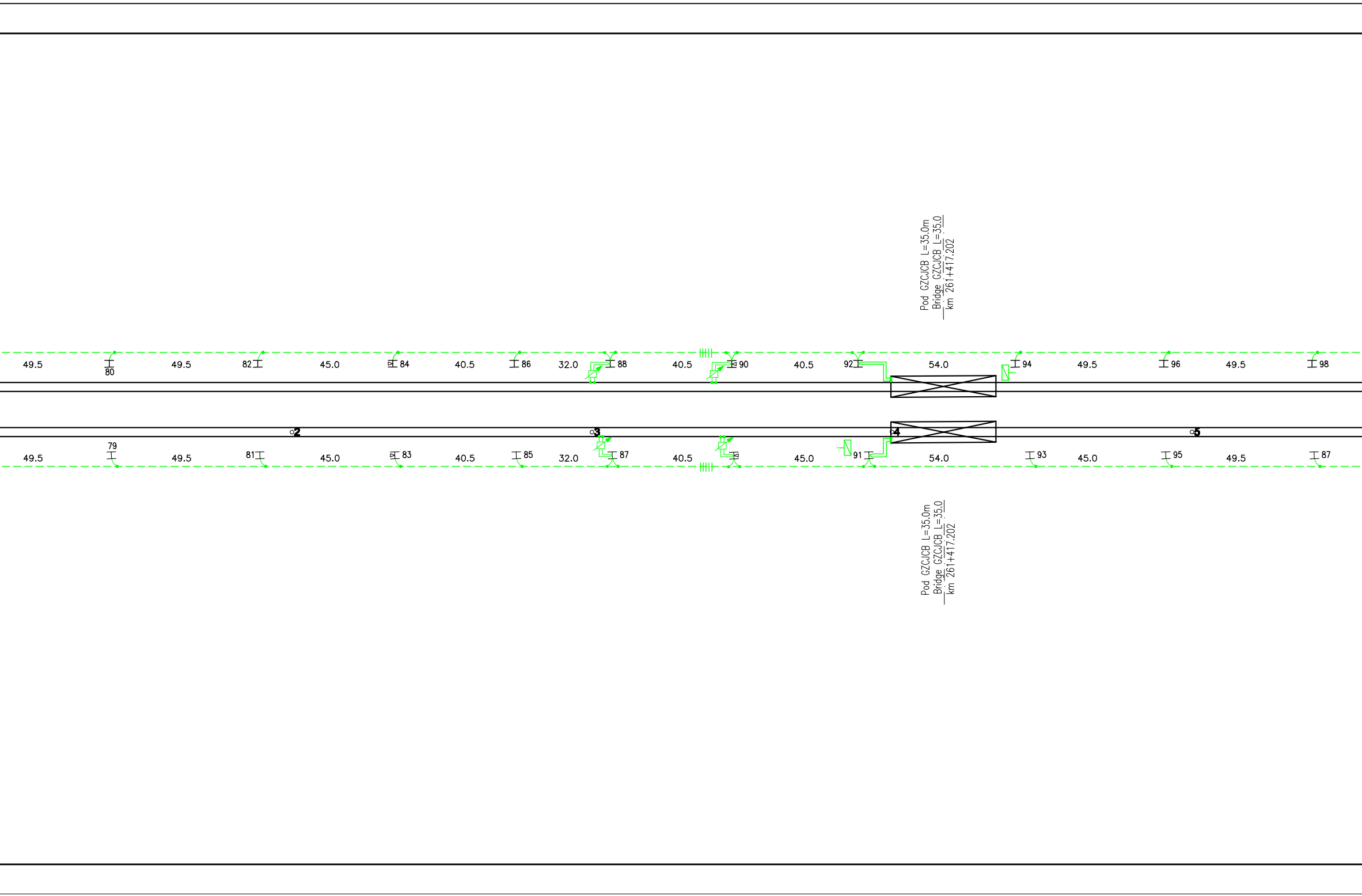
Pod GZCJCB L=35.0m
Bridge GZCJCB L=35.0
km 261+417.202
49.5
80
49.5
82
45.0
84
40.5
86
32.0
88
40.5
90
40.5
92
54.0
94
49.5
96
49.5
98
2
3
4
5
49.5
79
49.5
81
45.0
83
40.5
85
32.0
87
40.5
45.0
91
54.0
93
45.0
95
49.5
87
Pod GZCJCB L=35.0m
Bridge GZCJCB L=35.0
km 261+417.202


486m
487m
49.5
100
49.5
102
49.5
104
45.0
106
49.5
108
49.5
110
49.5
112
49.5
114
49.5
6
7
8
9
49.5
99
49.5
101
49.5
103
45.0
105
49.5
107
49.5
109
49.5
111
49.5
113
45.0
486m
487m

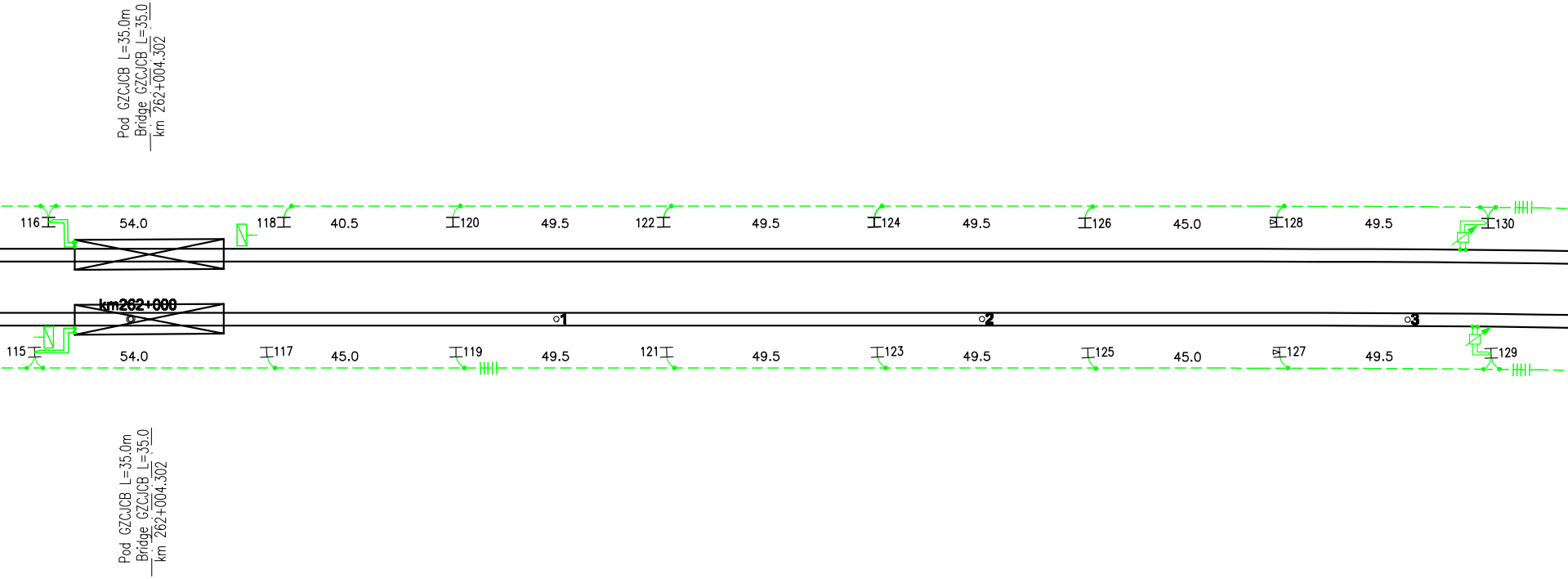
Pod GZCJCB L=35.0m
Bridge GZCJCB L=35.0
km 262+004.302
116
54.0
118
40.5
120
49.5
122
49.5
124
49.5
126
45.0
128
49.5
130
km262+000
1
2
3
115
54.0
117
45.0
119
49.5
121
49.5
123
49.5
125
45.0
127
49.5
129
Pod GZCJCB L=35.0m
Bridge GZCJCB L=35.0
km 262+004.302

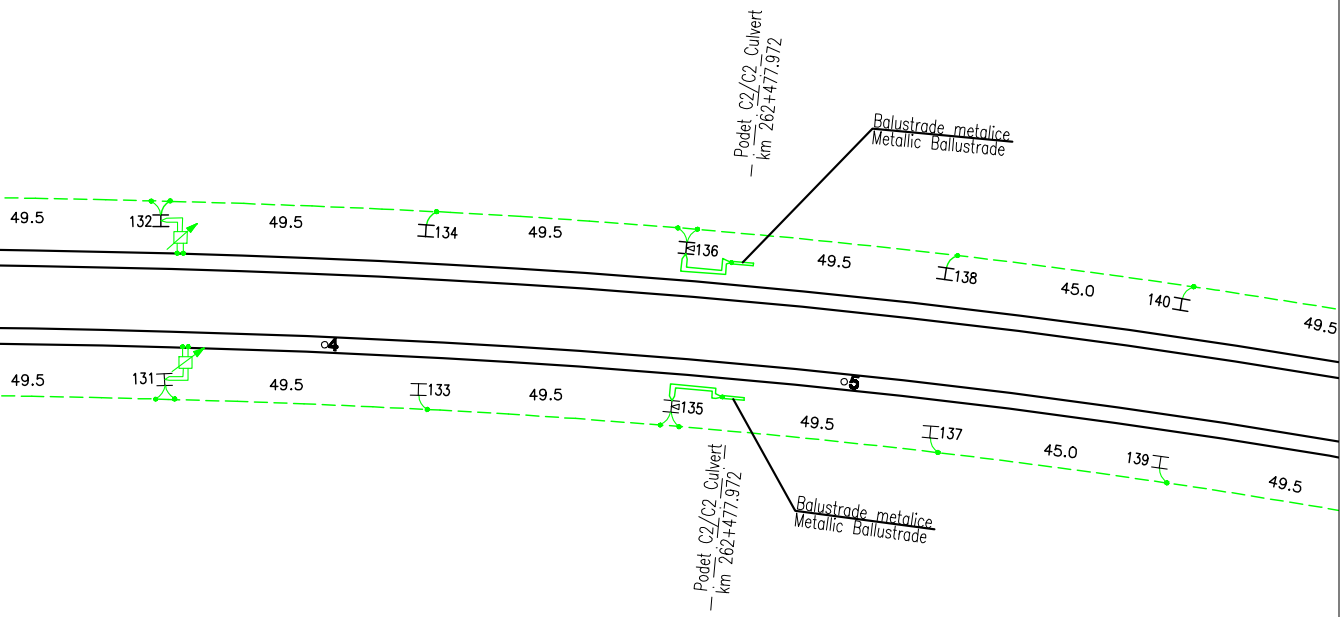
Podet C2/C2_Culvert
- km 262+477.972
Balustrade metalice
Metallic Ballustrade
49.5
132
49.5
134
49.5
136
49.5
138
45.0
140
49.5
4
5
49.5
131
49.5
133
49.5
135
49.5
137
45.0
139
49.5
Podet C2/C2_Culvert
- km 262+477.972
Balustrade metalice
Metallic Ballustrade

LEGENDA / LEGEND:

Linie c.f. electrificata
electrified line c.f.

Joanta izolata
Insulated rail joints

Conductor colector din otel-aluminiu 95/15 mmp
Earthing conductor steel-aluminum 95/15 sq mm

Conductor din banda de otel Ø 10 mm galvanizat
Galvanised steel conductor Ø 10 mm

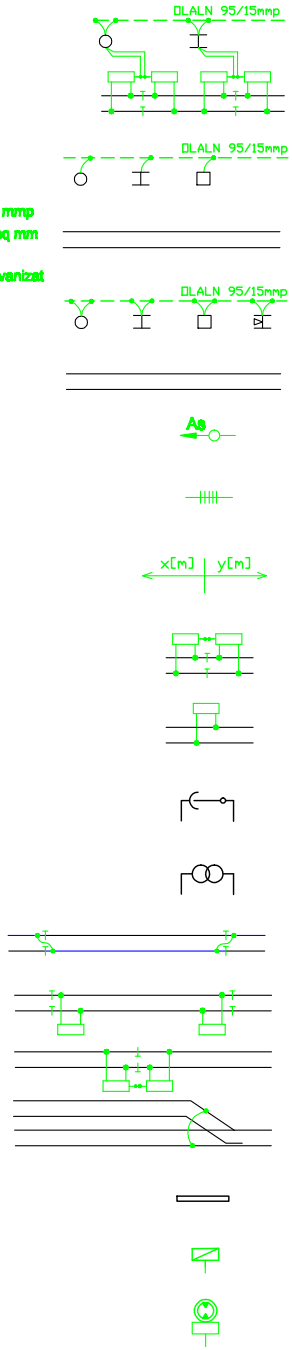
DLALN 95/15mmp
DLALN 95/15mmp
DLALN 95/15mmp
As
x[m]
y[m]

NOTA / NOTE:

SEMNIFICAȚIA CULORILOR FOLOSITE ÎN PREZENTAREA PLANULUI DE PROTECTIE ESTE URMĂTOAREA:

- verde - elemente noi ale instalatiei de protectie
- negru - elemente noi care aparțin altor specialități
- gri - elemente existente ale planului de situație

THE SIGNIFICATION OF COLORS USED TO PRESENT THE PROTECTION DRAWING:

- green - new elements of the protection installations
- black - new elements of others specialities
- grey - existing elements of the layout plan

Legarea colectivă a stâlpului LC la mediana bobinei de joantă
prin conductorul de protecţie OLALN 95/15mmp /
CL pole collective connection through OLALN 95/15mmp protection conductor
at the impedance coil mid-point

Legarea simplă a stâlpului LC la conductorul de protecţie OLALN95/15mmp
Simple connection of CL pole at OLALN95/15mmp protection conductor

Legarea dublă a stâlpului LC la conductorul de protecţie OLALN95/15mmp
Double connection of CL pole at OLALN95/15mmp protection conductor

Ancora pentru conductorul de protecţie OLALN 95/15mmp
Anchor for OLALN 95/15mmp protection conductor

Izolator de separare electrică a conductorului de protecţie
Sectionning insulator of over-head protective conductor

x, y - Lungimile conductorului de protecţie
x, y - Overhead protective conductor lenghts

Bobina de joanta
Impedance coil

Bobina de protectie
Protection coil

Separator monopolar de exterior
Outdoor single phase disconnector

Transformator
Transformer

Circuit de cale monofilar
Single-track circuit

Circuit de cale bifilar
Double-track circuit

Bobina de joanta CED
Joint coil CED

Funie de cupru de 50mmp
Copper cord 50mmp

Balustrada metalica
Metallic ballustrade

Placa avertizoare "STATIONAREA PE POD INTERZISA"
Marker "Staying on the bridge is not permised"

Indicator carc pentru restrictie gabarit si placuta
suplimentara pentru indicarea distantei
Circle indicator for gauge restriction and additional
plate to indicate distance

D					
C					
B					
A					
Indice Index	Data Date	Modificare Modification/Revision	Proiectant Designer	Aprobat Consultant Approved Consultant	Aprobat CFR Approved CFR

GUVERNUL ROMANIEI
ROMANIAN GOVERNMENT

PROIECT FINANŢAT DE UNIUNEA EUROPEANĂ
EUROPEAN UNION FINANCED PROJECT

CLIENT / CLIENT

C.N.C.F. "C.F.R." - S.A.

ITALFERR
GRUPPO FERROVIE DELLO STATO
Joint Venture leader

Scott Wilson

OBERMEYER
PLANEN + BERATEN GmbH

TECNIC
Consulting Engineers

CONSULTANT / CONSULTANT

			Data Date	Semnătură Signature
Aprobat Approved	Şef proiect Project manager	R. Liuzza	12.2011	
Aprobat Approved	Coordonator Secţiune 1 Section 1 Coordinator	C. Gambelli	12.2011	
Verificat Checked	Expert Verificator Checking Expert	G. Buffarini	12.2011	

SUBCONTRACTANT / SUBCONTRACTOR

AREX COMPANY

Aprobat Approved	Responsabil Subcontractant Subcontractor Responsible	A.Stanciu - Dinulescu	12.2011	
Întocmit Elaborated	Proiectant Designer	A. Teutu	12.2011	

Reabilitarea liniei de cale ferata Braşov - Simeria, parte componentă a coridorului IV Pan European, pentru circulaţia trenurilor cu viteza maximă de 160 km/h, Tronsonul : Braşov - Sighişoara

Rehabilitation of the railway line Braşov - Simeria, component Part of the IV Pan-European Corridor, for the trains circulation with maximum speed of 160 km/h, Section : Braşov - Sighişoara

Proiect/Project
2004/RO/16/P/PA/003

Faza / Phase:
P.Th. / T.D.

Denumire desen / Drawing Title :

Interval Archita-Vanatori /Archita-Vanatori Section
Protecţia instalaţiilor din cale şi vecinătate / Protection of track and proximity installations

Codificare / Codification System	Scara / Scale 1:1000	LOT / LOT	Nr. / No 01 / 04

E A 5 1 | 0 1 | C | 1 6 | L 7 | P I | 0 0 | 1 | 0 | 0 0 1 | 0

297 X 3885