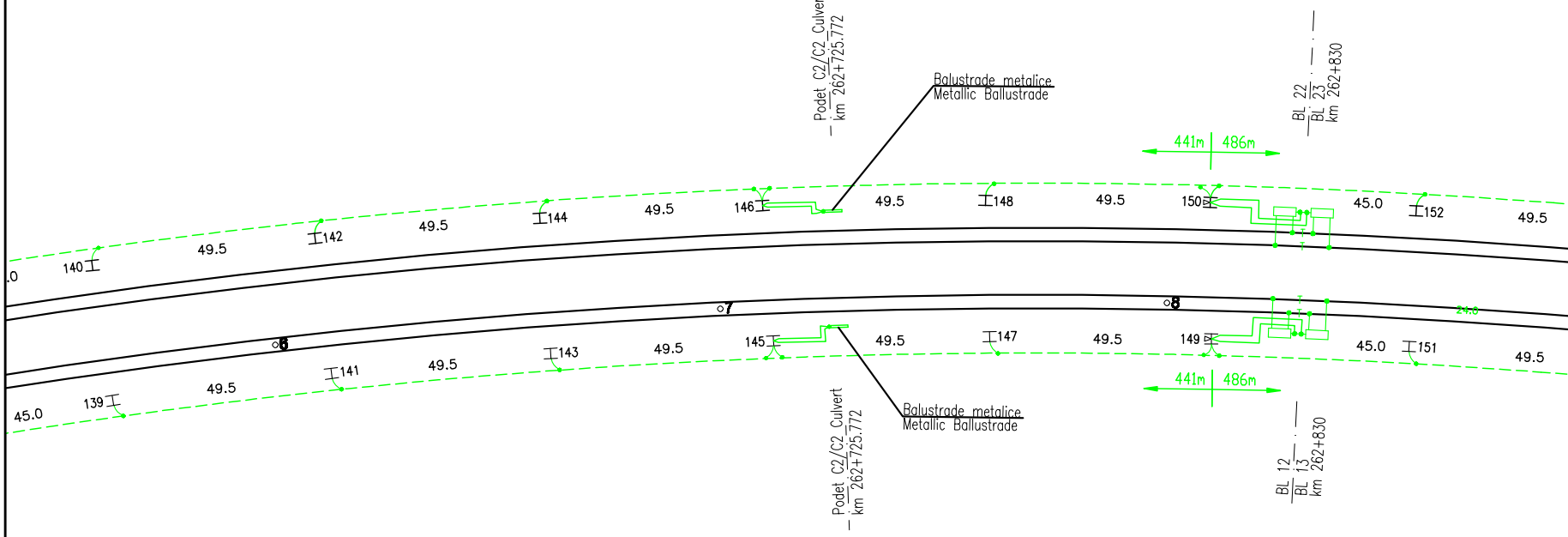
Podet C2/C2 Culvert
km 262+725.772
Balustrade metalice
Metallic Ballustrade
BL 22
BL 23
km 262+830
441m
486m
.0
140
49.5
142
49.5
144
49.5
146
49.5
148
49.5
150
45.0
152
49.5
6
7
8
24.8
45.0
139
49.5
141
49.5
143
49.5
145
49.5
147
49.5
149
45.0
151
49.5
441m
486m
Balustrade metalice
Metallic Ballustrade
Podet C2/C2 Culvert
km 262+725.772
BL 12
BL 13
km 262+830

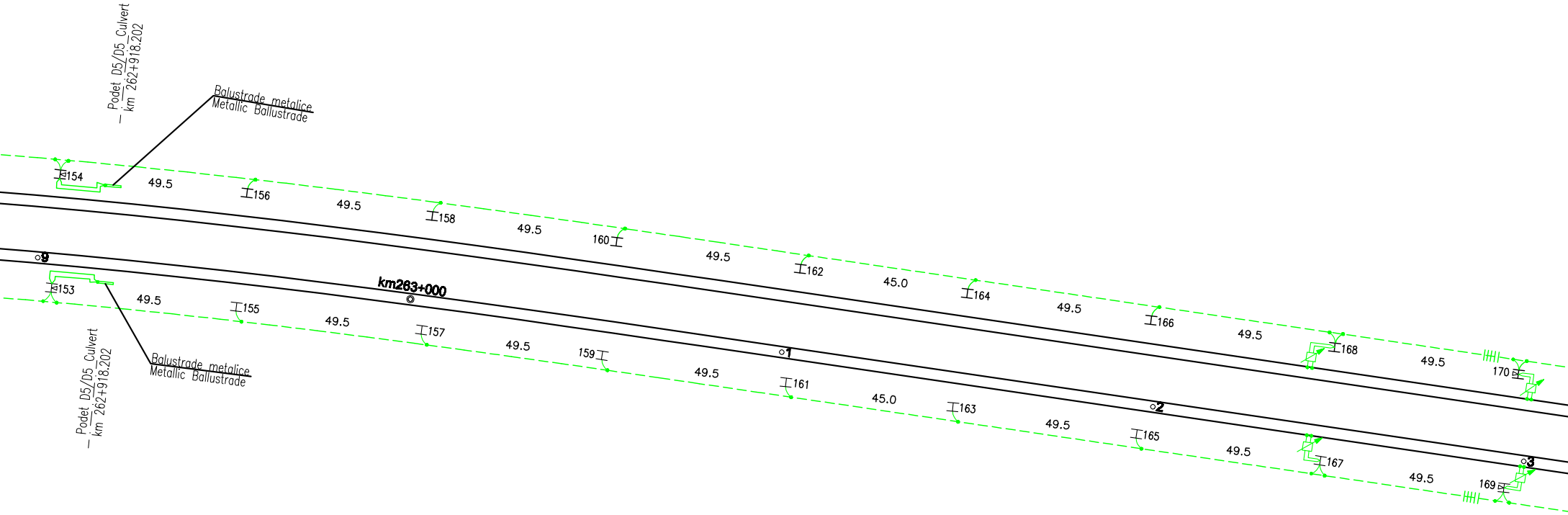
Podet D5/D5_Culvert
km 262+918.202
Balustrade metalice
Metallic Ballustrade
154
49.5
156
49.5
158
49.5
160
49.5
162
45.0
164
49.5
166
49.5
168
49.5
170
9
km263+000
1
2
3
153
49.5
155
49.5
157
49.5
159
49.5
161
45.0
163
49.5
165
49.5
167
49.5
169
Balustrade metalice
Metallic Ballustrade
Podet D5/D5_Culvert
km 262+918.202

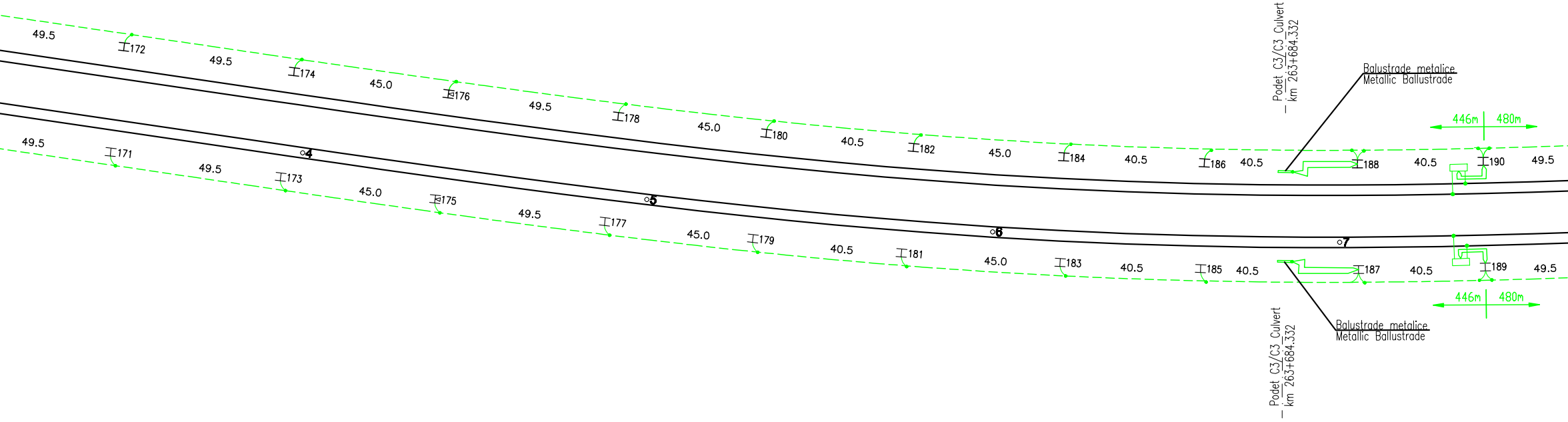
49.5
172
49.5
174
45.0
176
49.5
178
45.0
180
40.5
182
45.0
184
40.5
186
40.5
Podet C3/C3 Culvert
km 263+684.332
Balustrade metalice
Metallic Ballustrade
446m
480m
188
40.5
190
49.5
49.5
171
4
49.5
173
45.0
175
5
49.5
177
45.0
179
40.5
181
6
45.0
183
40.5
185
40.5
7
187
40.5
189
49.5
446m
480m
Balustrade metalice
Metallic Ballustrade
Podet C3/C3 Culvert
km 263+684.332

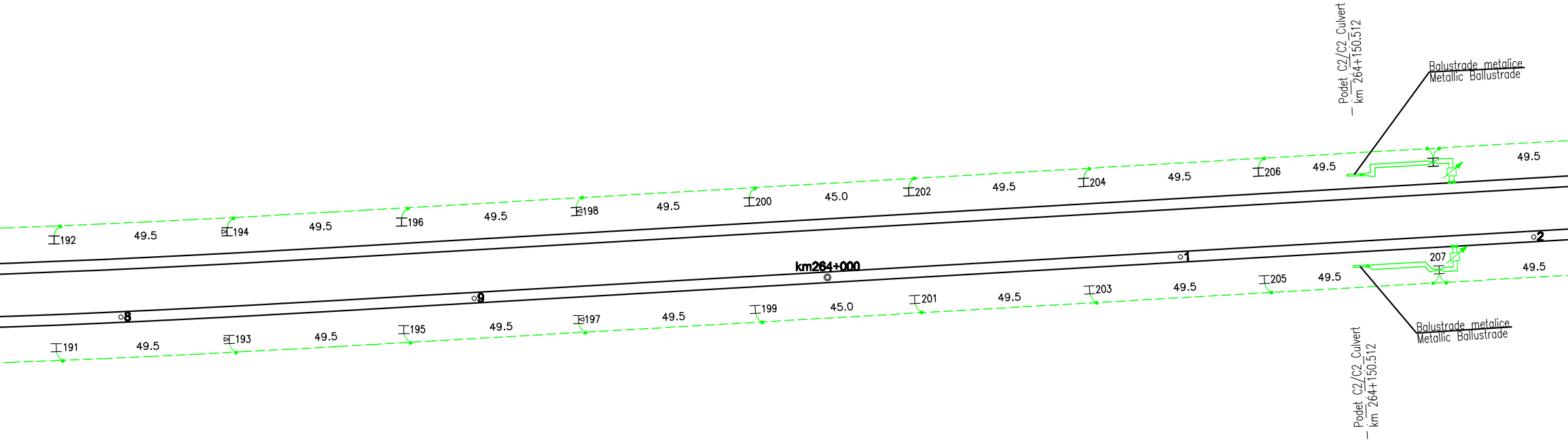

Podet C2/C2_Culvert
km 264+150.512
Balustrade metalice
Metallic Ballustrade
192
49.5
194
49.5
196
49.5
198
49.5
200
45.0
202
49.5
204
49.5
206
49.5
49.5
2
1
km264+000
9
8
207
191
49.5
193
49.5
195
49.5
197
49.5
199
45.0
201
49.5
203
49.5
205
49.5
49.5
Balustrade metalice
Metallic Ballustrade
Podet C2/C2_Culvert
km 264+150.512

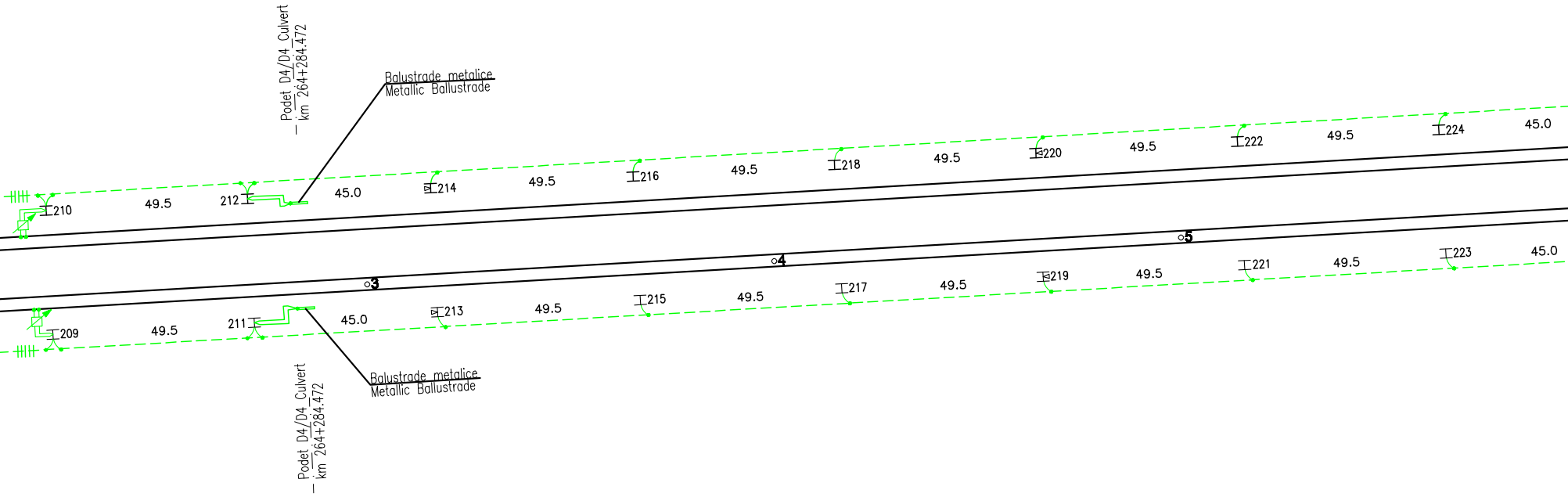
Podet D4/D4_Culvert
km 264+284.472
Balustrade metalice
Metallic Ballustrade
210
49.5
212
45.0
214
49.5
216
49.5
218
49.5
220
49.5
222
49.5
224
45.0
3
4
5
209
49.5
211
45.0
213
49.5
215
49.5
217
49.5
219
49.5
221
49.5
223
45.0
Balustrade metalice
Metallic Ballustrade
Podet D4/D4_Culvert
km 264+284.472

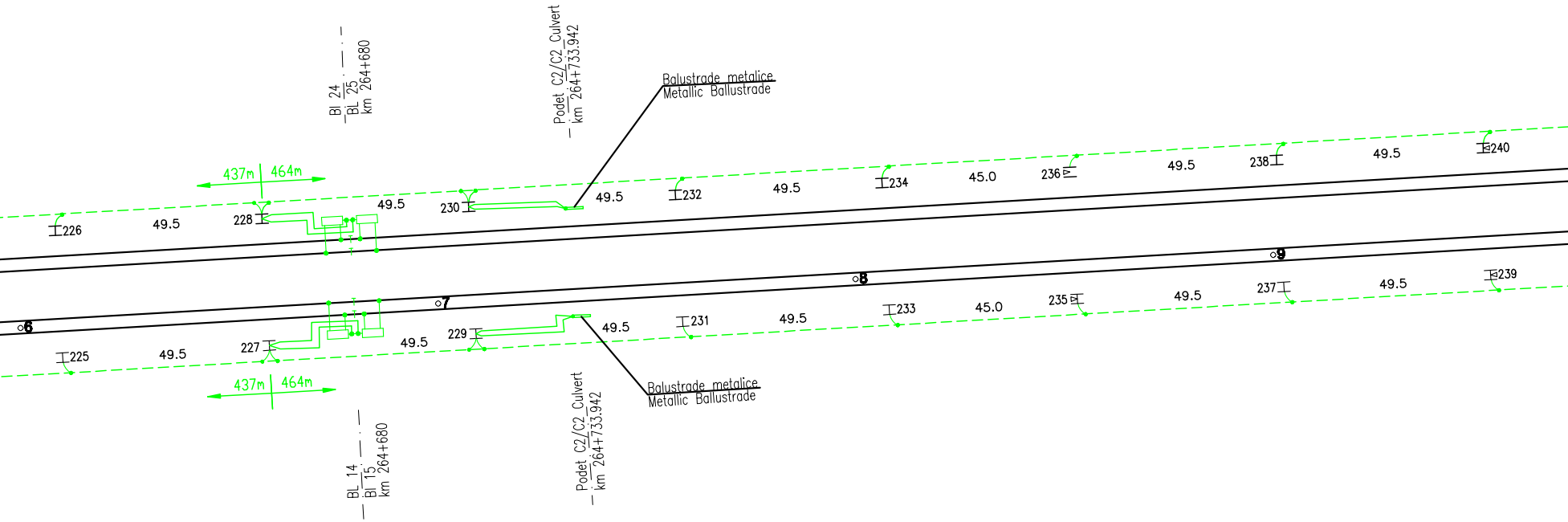
Bl 24
BL 25
km 264+680
Podet C2/C2 Culvert
km 264+733.942
Balustrade metalice
Metallic Ballustrade
437m
464m
226
49.5
228
49.5
230
49.5
232
49.5
234
45.0
236
49.5
238
49.5
240
6
7
8
9
225
49.5
227
49.5
229
49.5
231
49.5
233
45.0
235
49.5
237
49.5
239
437m
464m
Balustrade metalice
Metallic Ballustrade
BL 14
Bl 15
km 264+680
Podet C2/C2 Culvert
km 264+733.942

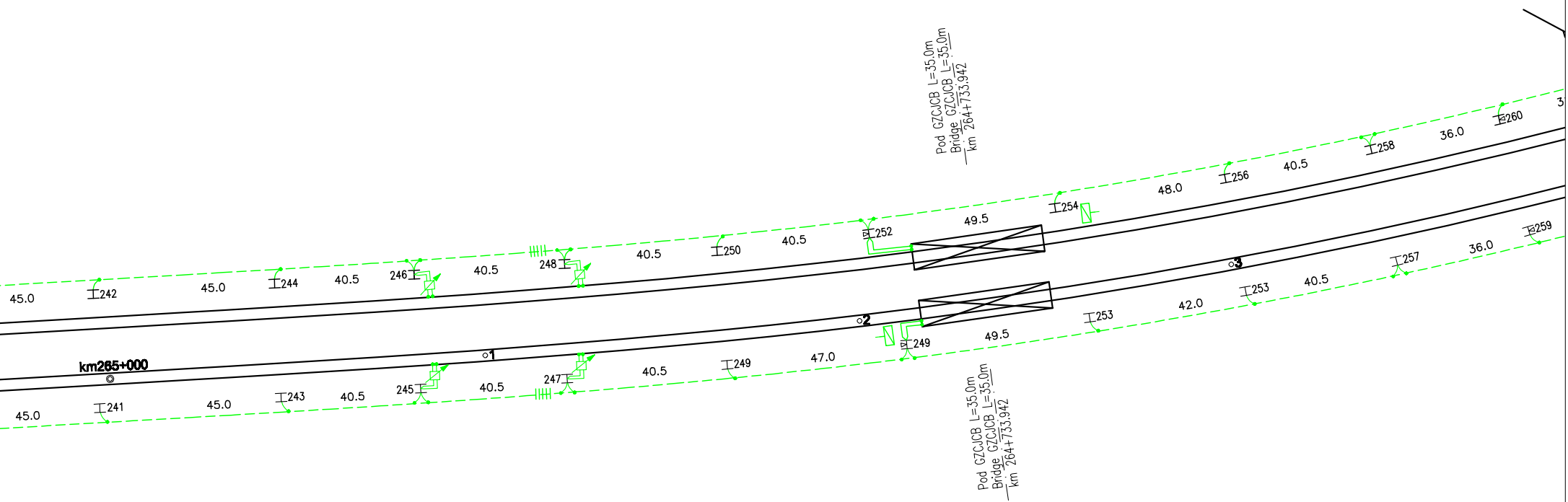
Pod GZCJCB L=35.0m
Bridge GZCJCB L=35.0m
km 264+733.942
45.0
242
45.0
244
40.5
246
40.5
248
40.5
250
40.5
252
49.5
254
48.0
256
40.5
258
36.0
260
3
km265+000
1
2
3
45.0
241
45.0
243
40.5
245
40.5
247
40.5
249
47.0
249
49.5
253
42.0
253
40.5
257
36.0
259
Pod GZCJCB L=35.0m
Bridge GZCJCB L=35.0m
km 264+733.942

LEGENDA / LEGEND:

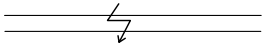
Linie c.f. electrificata
electrified line c.f.


Joanta izolata
Insulated rail joints

Conductor colector din otel-aluminiu 95/15 mmp
Earthing conductor steel-aluminum 95/15 sq mm

Conductor din banda de otel Ø 10 mm galvanizat
Galvanised steel conductor Ø 10 mm

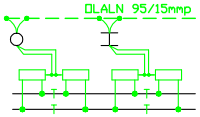
OLALN 95/15mmp
Legarea colectivă a stâlpului LC la mediana bobinei de joantă
prin conductorul de protecție OLALN 95/15mmp /
CL pole collective connection through OLALN 95/15mmp protection conductor
at the impedance coil mid-point

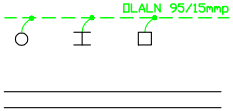
OLALN 95/15mmp
Legarea simplă a stâlpului LC la conductorul de protecție OLALN95/15mmp
Simple connection of CL pole at OLALN95/15mmp protection conductor

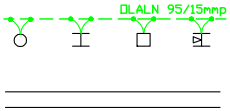
OLALN 95/15mmp
Legarea dublă a stâlpului LC la conductorul de protecție OLALN95/15mmp
Double connection of CL pole at OLALN95/15mmp protection conductor

Ancora pentru conductorul de protecție OLALN 95/15mmp
Anchor for OLALN 95/15mmp protection conductor

Izolator de separare electrică a conductorului de protecție
Sectionning insulator of over-head protective conductor

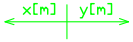

x, y - Lungimile conductorului de protecție
x, y - Overhead protective conductor lenghts

Bobina de joanta
Impedance coil

Bobina de protectie
Protection coil

Separator monopolar de exterior
Outdoor single phase disconnector

Transformator
Transformer


Circuit de cale monofilar
Single-track circuit


Circuit de cale bifilar
Double-track circuit

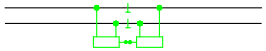
Bobina de joanta CED
Joint coil CED


Funie de cupru de 50mmp
Copper cord 50mmp

Balustrada metalica
Metallic balustrade

Placa avertizoare "STATIONAREA PE POD INTERZISA"
Marker "Staying on the bridge is not permised"

Indicator carc pentru restrictie gabarit si placuta suplimentara pentru indicarea distantei
Circle indicator for gauge restriction and additional plate to indicate distance

NOTA / NOTE:

SEMNIFICAȚIA CULORILOR FOLOSITE ÎN PREZENTAREA PLANULUI DE PROTECTIE ESTE URMĂTOAREA:

- verde - elemente noi ale instalatiei de protectie
- negru - elemente noi care aparțin altor specialități
- gri - elemente existente ale planului de situație

THE SIGNIFICATION OF COLORS USED TO PRESENT THE PROTECTION DRAWING:

- green - new elements of the protection installations
- black - new elements of others specialities
- gray - existing elements of the layout plan

D			
C			
B			
A			
Indice Index	Data Date	Modificare Modification/Revision	Proiectant Designer

GUVERNUL ROMANIEI
ROMANIAN GOVERNMENT

PROIECT FINANȚAT DE UNI
EUROPEAN UNION FI

CFR

CLIENT / CLIENT

ITALFERR
GRUPPO FERROVIE DELLO STATO
Joint Venture leader

Scott Wilson

OBERM
PLANEN + BERA

CONSULTANT / CONSULTANT

Aprobat Approved	Şef proiect Project manager	R. Liuzza
Aprobat Approved	Coordonator Secțiune 1 Section 1 Coordinator	C. Gambelli
Verificat Checked	Expert Verificator Checking Expert	G. Buffarini

SUBCONTRACTANT / SUBCONTRACTOR

AREX

Aprobat Approved	Responsabil Subcontractant Subcontractor Responsible	A.Stanciu - Dinulescu
Întocmit Elaborated	Proiectant Designer	A. Tasla

Reabilitarea liniei de cale ferata Braşov - Simeria, parte componentă a corid
European, pentru circulația trenurilor cu viteza maximă de 160 km/h, Tr
Braşov - Sighişoara
Rehabilitation of the railway line Braşov - Simeria, component Part of the IV
Corridor, for the trains circulation with maximum speed of 160 km/h,
Section : Braşov - Sighişoara

Denumire desen / Drawing Title :

Interval Archita-Vanatori /Archita-Vanato
Protecția instalațiilor din cale și vecinătate / Protection of tr

Codificare / Codification System

Scara / Scale
1:1000

E A 5 1 0 1 C 1 6 L 7 P I 0 0

Aprobat Consultant Approved Consultant	Aprobat CFR Approved CFR

UNEA EUROPEANĂ
NANCED PROJECT

C.N.C.F. "C.F.R." - S.A.

EYER
ATEN GmbH

TECNIC
Consulting Engineers

Data Date	Semnătură Signature
12.2011	
12.2011	
12.2011	

12.2011	
12.2011	

orului IV Pan
ronsonul :

Pan-European

Proiect/Project
2004/RO/16/P/PA/003

Faza / Phase:
P.Th. / T.D.

ri Section
ack and proximity installations

LOT / LOT	Nr. / No 02 / 04

1 0 0 0 1 0

297 X 3360