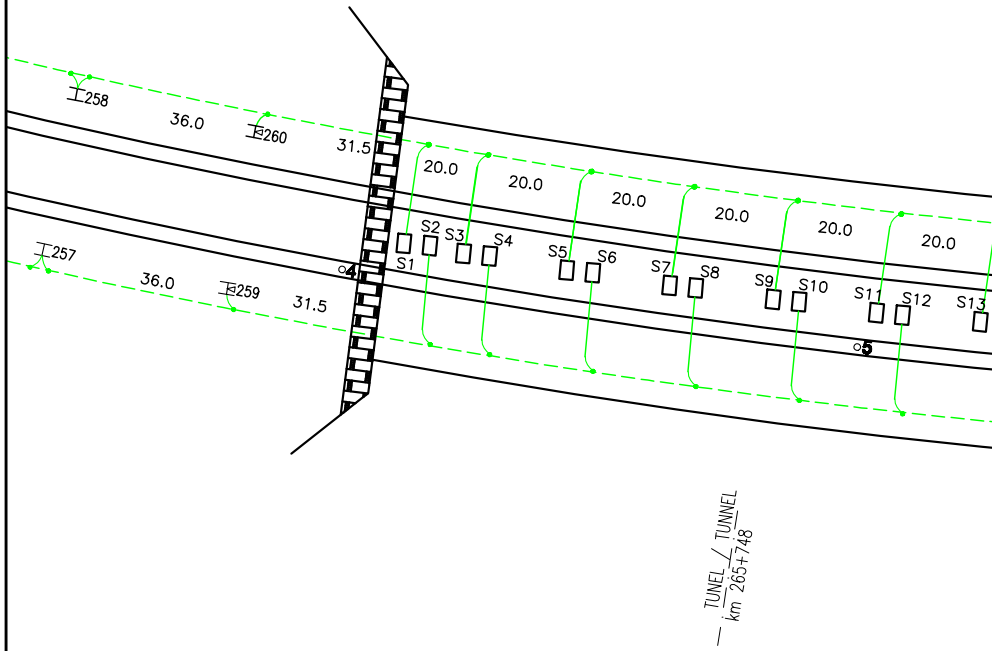
258
36.0
260
31.5
20.0
20.0
20.0
20.0
20.0
20.0
S2
S3
S4
S1
S5
S6
S7
S8
S9
S10
S11
S12
S13
257
36.0
259
31.5
4
5
TUNEL / TUNNEL
km 265+748

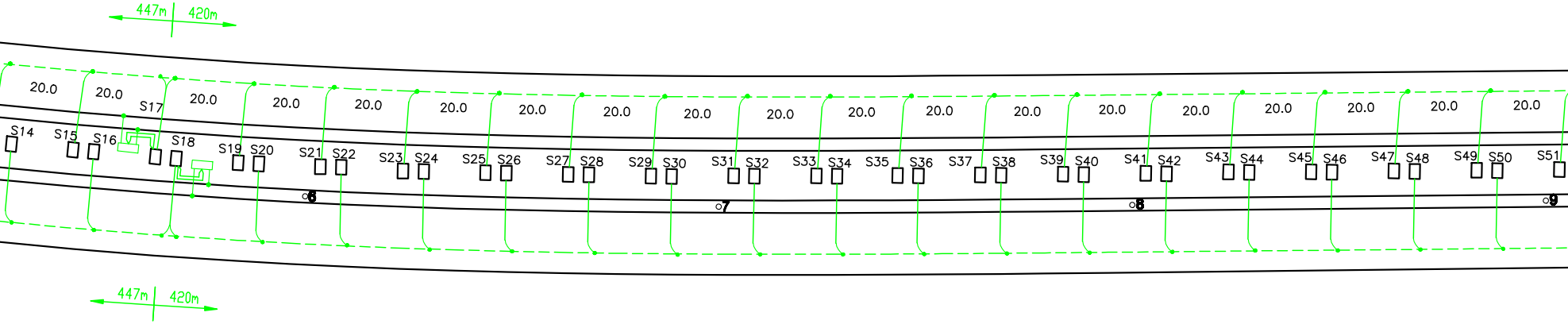
447m
420m
20.0
20.0
20.0
20.0
20.0
20.0
20.0
20.0
20.0
20.0
20.0
20.0
20.0
20.0
20.0
20.0
20.0
20.0
20.0
S14
S15
S16
S17
S18
S19
S20
S21
S22
S23
S24
S25
S26
S27
S28
S29
S30
S31
S32
S33
S34
S35
S36
S37
S38
S39
S40
S41
S42
S43
S44
S45
S46
S47
S48
S49
S50
S51
6
7
8
9
447m
420m

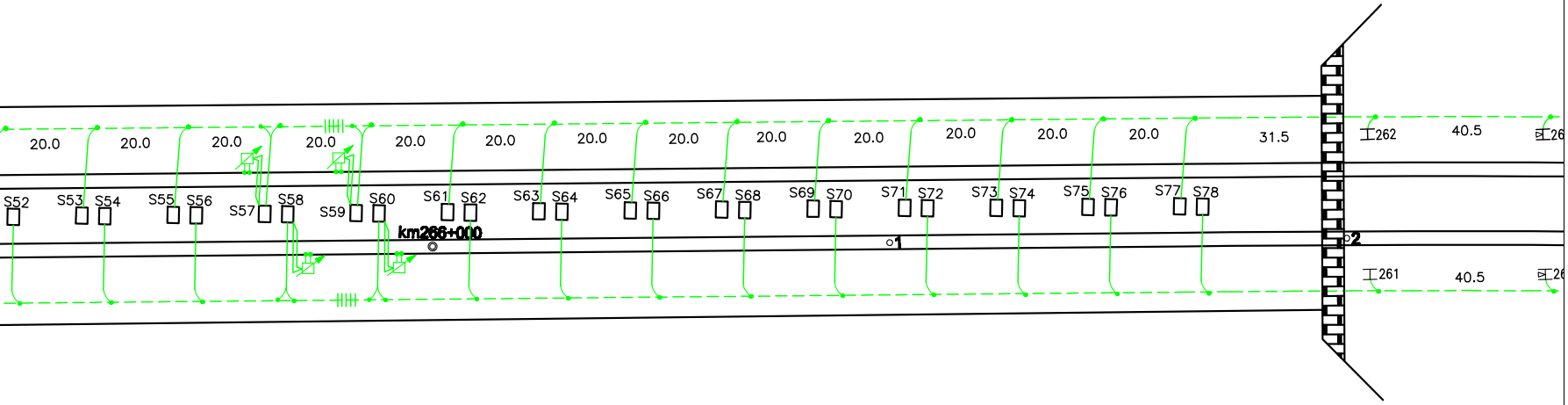
20.0
20.0
20.0
20.0
20.0
20.0
20.0
20.0
20.0
20.0
20.0
20.0
20.0
31.5
262
40.5
261
40.5
S52
S53
S54
S55
S56
S57
S58
S59
S60
S61
S62
S63
S64
S65
S66
S67
S68
S69
S70
S71
S72
S73
S74
S75
S76
S77
S78
km266+000
1
2

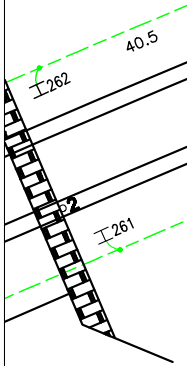
40.5
262
2
261

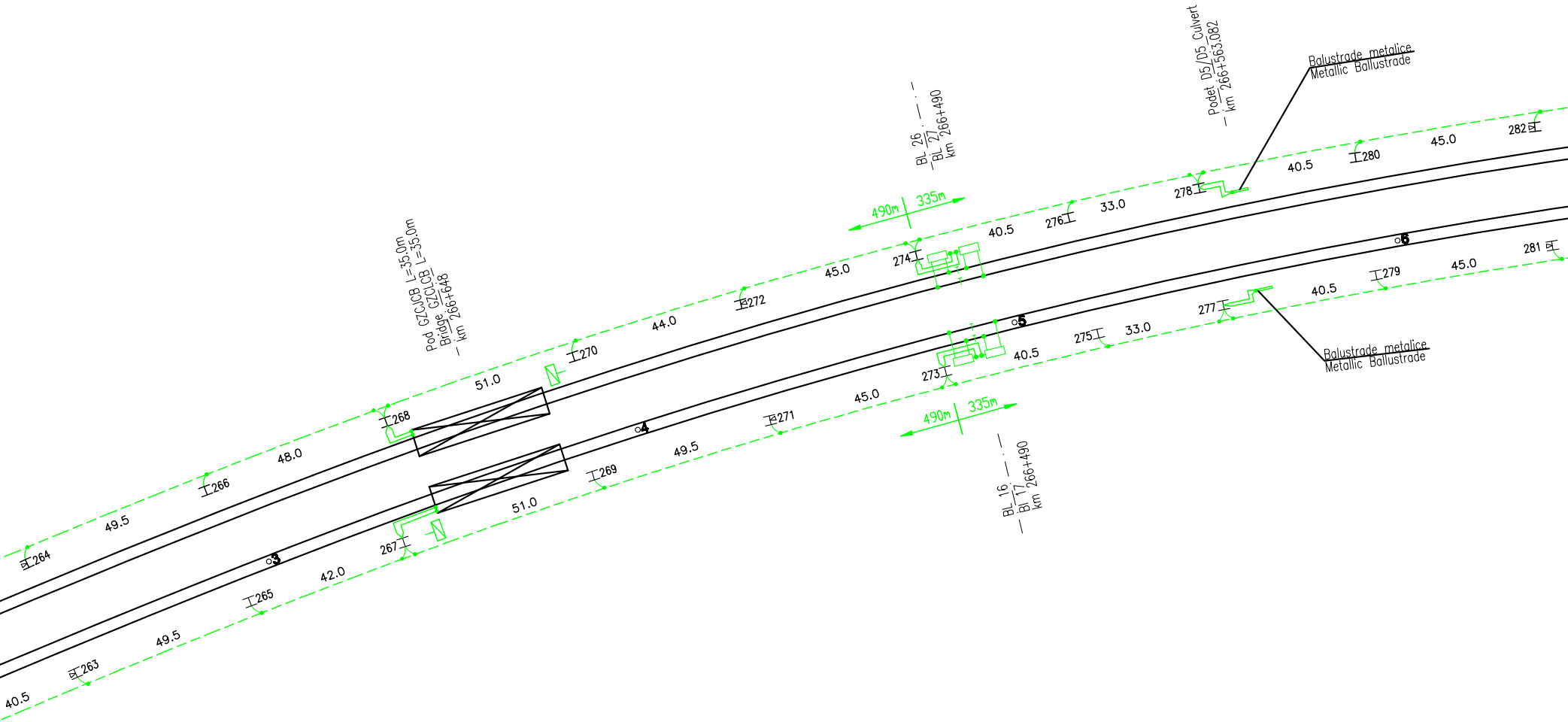
Pod GZCJCB L=35.0m
Bridge GZCLCB L=35.0m
km 266+648
BL 26
BL 27
km 266+490
Podet D5/D5 Culvert
km 266+563.082
Balustrade metalice
Metallic Ballustrade
Balustrade metalice
Metallic Ballustrade
490m
335m
490m
335m
BL 16
BL 17
km 266+490
263
264
265
266
267
268
269
270
271
272
273
274
275
276
277
278
279
280
281
282
3
4
5
6
40.5
49.5
49.5
42.0
48.0
51.0
51.0
49.5
44.0
45.0
45.0
40.5
40.5
33.0
33.0
40.5
40.5
45.0
45.0

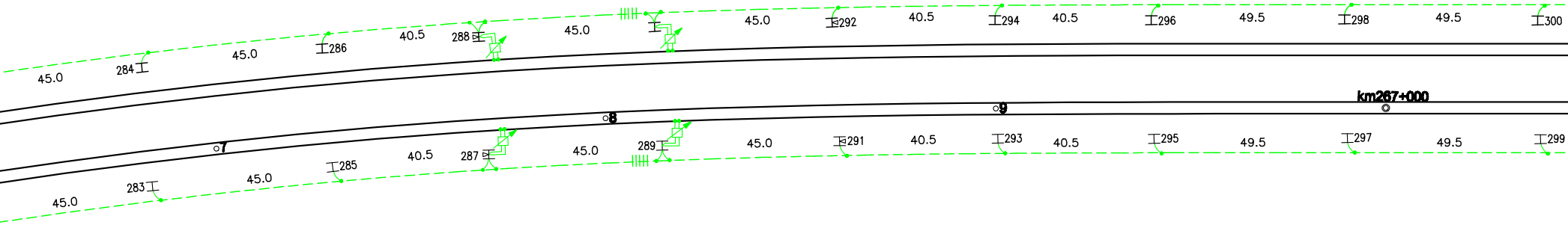
45.0
284
45.0
286
40.5
288
45.0
45.0
292
40.5
294
40.5
296
49.5
298
49.5
300
7
8
9
km267+000
45.0
283
45.0
285
40.5
287
45.0
289
45.0
291
40.5
293
40.5
295
49.5
297
49.5
299

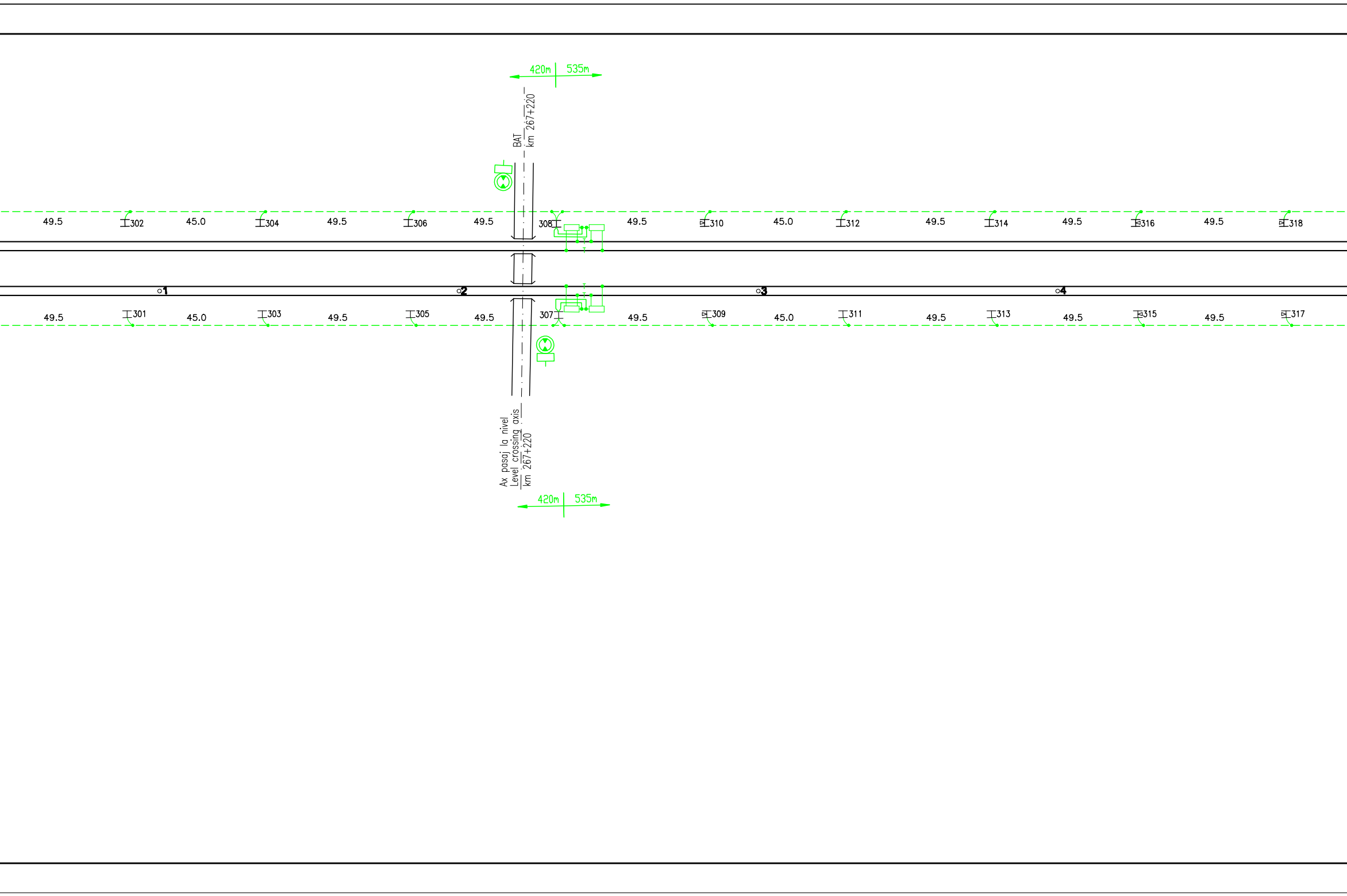
420m
535m
BAT
km 267+220
49.5
302
45.0
304
49.5
306
49.5
308
49.5
310
45.0
312
49.5
314
49.5
316
49.5
318
1
2
3
4
49.5
301
45.0
303
49.5
305
49.5
307
49.5
309
45.0
311
49.5
313
49.5
315
49.5
317
Ax pasaj la nivel
Level crossing axis
km 267+220
420m
535m

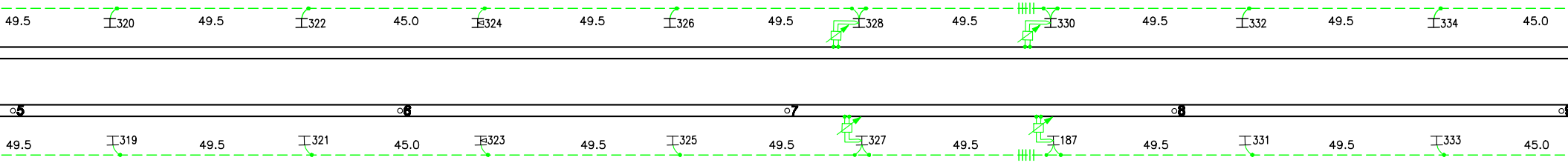
49.5
320
49.5
322
45.0
324
49.5
326
49.5
328
49.5
330
49.5
332
49.5
334
45.0
5
6
7
8
49.5
319
49.5
321
45.0
323
49.5
325
49.5
327
49.5
187
49.5
331
49.5
333
45.0

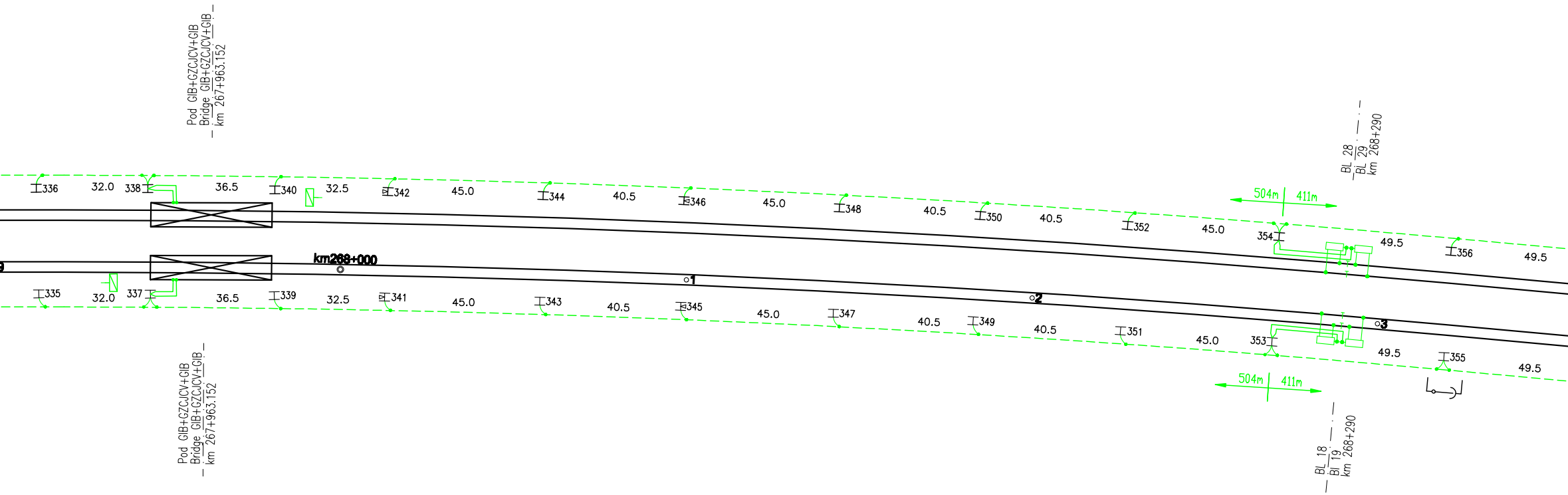
Pod GIB+GZCJCV+GIB
Bridge GIB+GZCJCV+GIB
km 267+963.152
336
32.0
338
36.5
340
32.5
342
45.0
344
40.5
346
45.0
348
40.5
350
40.5
352
45.0
504m
411m
354
49.5
356
49.5
BL 28
BL 29
km 268+290
km268+000
1
2
3
335
32.0
337
36.5
339
32.5
341
45.0
343
40.5
345
45.0
347
40.5
349
40.5
351
45.0
353
49.5
355
49.5
504m
411m
Pod GIB+GZCJCV+GIB
Bridge GIB+GZCJCV+GIB
km 267+963.152
BL 18
BL 19
km 268+290

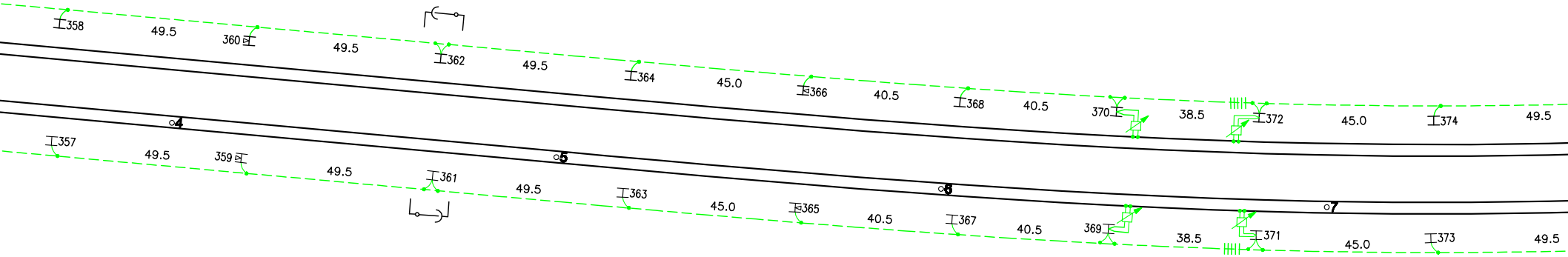
358
49.5
360
49.5
362
49.5
364
45.0
366
40.5
368
40.5
370
38.5
372
45.0
374
49.5
4
5
6
7
357
49.5
359
49.5
361
49.5
363
45.0
365
40.5
367
40.5
369
38.5
371
45.0
373
49.5

NOTA / NOTE:

SEMNIFICAȚIA CULORILOR FOLOSITE ÎN PREZENTAREA PLANULUI DE PROTECTIE ESTE URMĂTOAREA:

- verde - elemente noi ale instalatiei de protectie
- negru - elemente noi care aparțin altor specialități
- gri - elemente existente ale planului de situație

THE SIGNIFICATION OF COLORS USED TO PRESENT THE PROTECTION DRAWING:

- green - new elements of the protection installations
- black - new elements of others specialities
- grey - existing elements of the layout plan

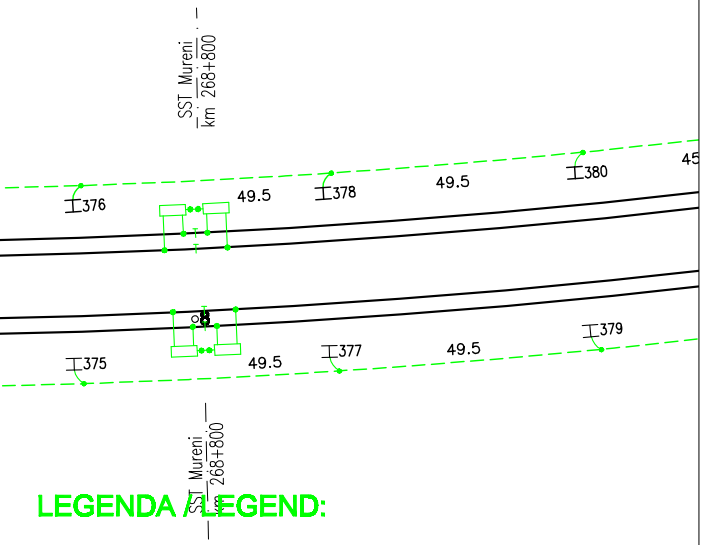
SST Mureni
km 268+800
376
49.5
378
49.5
380
45
375
49.5
377
49.5
379
SST Mureni
km 268+800

LEGENDA / LEGEND:

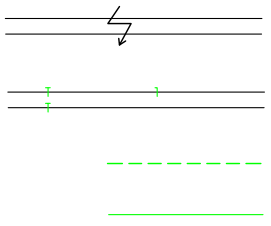

Linie c.f. electrificata
electrified line c.f.

Joanta izolata
Insulated rail joints

Conductor colector din otel-aluminiu 95/15 mmp
Earthing conductor steel-aluminum 95/15 sq mm

Conductor din banda de otel Ø 10 mm galvanizat
Galvanised steel conductor Ø 10 mm

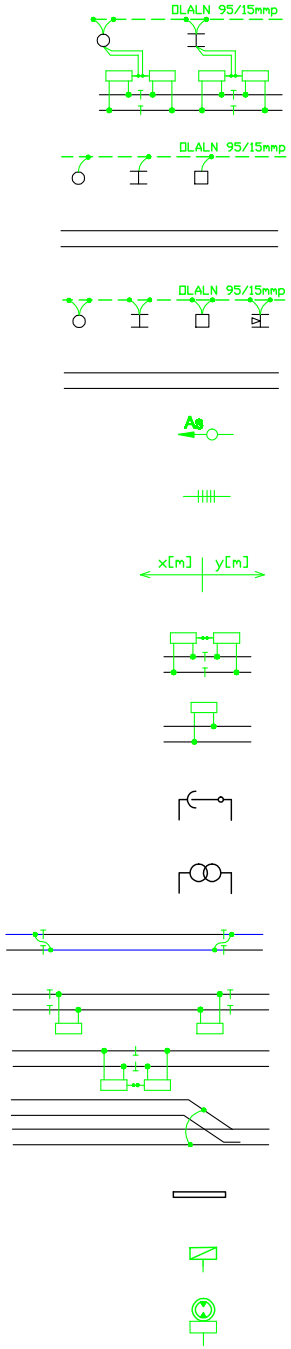
OLALN 95/15mmp
OLALN 95/15mmp
OLALN 95/15mmp
As
x[m]
y[m]

Legarea colectivă a stâlpului LC la mediana bobinei de joantă
prin conductorul de protecție OLALN 95/15mmp /
CL pole collective connection through OLALN 95/15mmp protection conductor
at the impedance coil mid-point

Legarea simplă a stâlpului LC la conductorul de protecție OLALN95/15mmp
Simple connection of CL pole at OLALN95/15mmp protection conductor

Legarea dublă a stâlpului LC la conductorul de protecție OLALN95/15mmp
Double connection of CL pole at OLALN95/15mmp protection conductor

Ancora pentru conductorul de protecție OLALN 95/15mmp
Anchor for OLALN 95/15mmp protection conductor

Izolator de separare electrică a conductorului de protecție
Sectionning insulator of over-head protective conductor

x, y - Lungimile conductorului de protecție
x, y - Overhead protective conductor lenghts

Bobina de joanta
Impedance coil

Bobina de protectie
Protection coil

Separator monopolar de exterior
Outdoor single phase disconnector

Transformator
Transformer

Circuit de cale monofilar
Single-track circuit

Circuit de cale bifilar
Double-track circuit

Bobina de joanta CED
Joint coil CED

Funie de cupru de 50mmp
Copper cord 50mmp

Balustrada metalica
Metallic balustrade

Placa avertizoare "STATIONAREA PE POD INTERZISA"
Marker "Staying on the bridge is not permised"

Indicator carc pentru restrictie gabarit si placuta
suplimentara pentru indicarea distantei
Circle indicator for gauge restriction and additional
plate to indicate distance

D			
C			
B			
A			
Indice Index	Data Date	Modificare Modification/Revision	Proiectant Designer

GUVERNUL ROMANIEI
ROMANIAN GOVERNMENT

PROIECT FINANŢAT DE UNIU
EUROPEAN UNION FI

CLIENT / CLIENT

CFR

ITALFERR
GRUPPO FERROVIE DELLO STATO
Joint Venture leader

Scott Wilson

OBERM
PLANEN + BERA

CONSULTANT / CONSULTANT

Aprobat Approved	Şef proiect Project manager	R. Liuzza
Aprobat Approved	Coordonator Secţiune 1 Section 1 Coordinator	C. Gambelli
Verificat Checked	Expert Verificator Checking Expert	G. Buffarini

SUBCONTRACTANT / SUBCONTRACTOR

AREX COMPANY

Aprobat Approved	Responsabil Subcontractant Subcontractor Responsible	A.Stanciu - Dinulescu
Întocmit Elaborated	Proiectant Designer	A. Teutu

Reabilitarea liniei de cale ferata Braşov - Simeria, parte componentă a corid
European, pentru circulaţia trenurilor cu viteza maximă de 160 km/h, Tr
Braşov - Sighişoara
Rehabilitation of the railway line Braşov - Simeria, component Part of the IV
Corridor, for the trains circulation with maximum speed of 160 km/h,
Section : Braşov - Sighişoara

Denumire desen / Drawing Title :

Interval Archita-Vanatori/Archita-Vanato
Protecţia instalaţiilor din cale şi vecinătate / Protection of tr

Codificare / Codification System

Scara / Scale
1:1000

EA51 01 C 16 L7 PI 00

Aprobat Consultant Approved Consultant	Aprobat CFR Approved CFR

UNEA EUROPEANĂ
NANCED PROJECT

C.N.C.F. "C.F.R." - S.A.

EYER
ATEN GmbH

TECNIC
Consulting Engineers

	Data Date	Semnătură Signature
	12.2011	
	12.2011	
	12.2011	

	12.2011	
	12.2011	

orului IV Pan
ronsonul :

Pan-European

Proiect/Project
2004/RO/16/P/PA/003

Faza / Phase:
P.Th. / T.D.

ri Section
ack and proximity Installations

	LOT / LOT	Nr. / No 03 / 04

1 0 001 0

297 X 3990