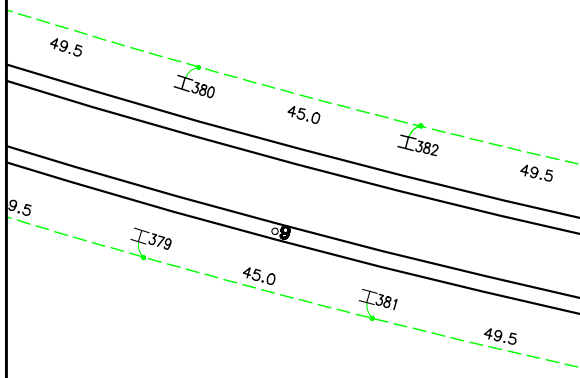
49.5
380
45.0
382
49.5
9.5
9
379
45.0
381
49.5

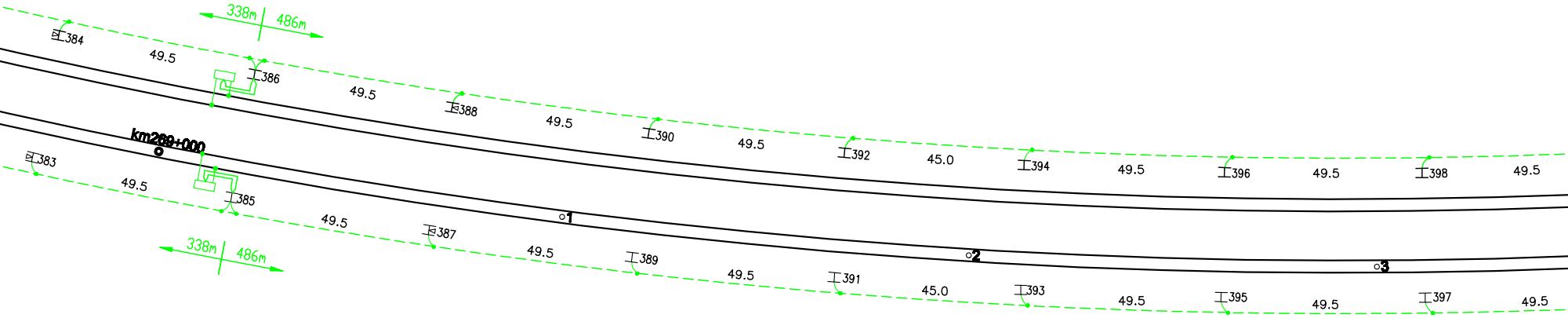
338m
486m
384
49.5
386
49.5
388
49.5
390
49.5
392
45.0
394
49.5
396
49.5
398
49.5
km269+000
383
49.5
385
49.5
387
49.5
389
49.5
391
45.0
393
49.5
395
49.5
397
49.5
338m
486m
1
2
3

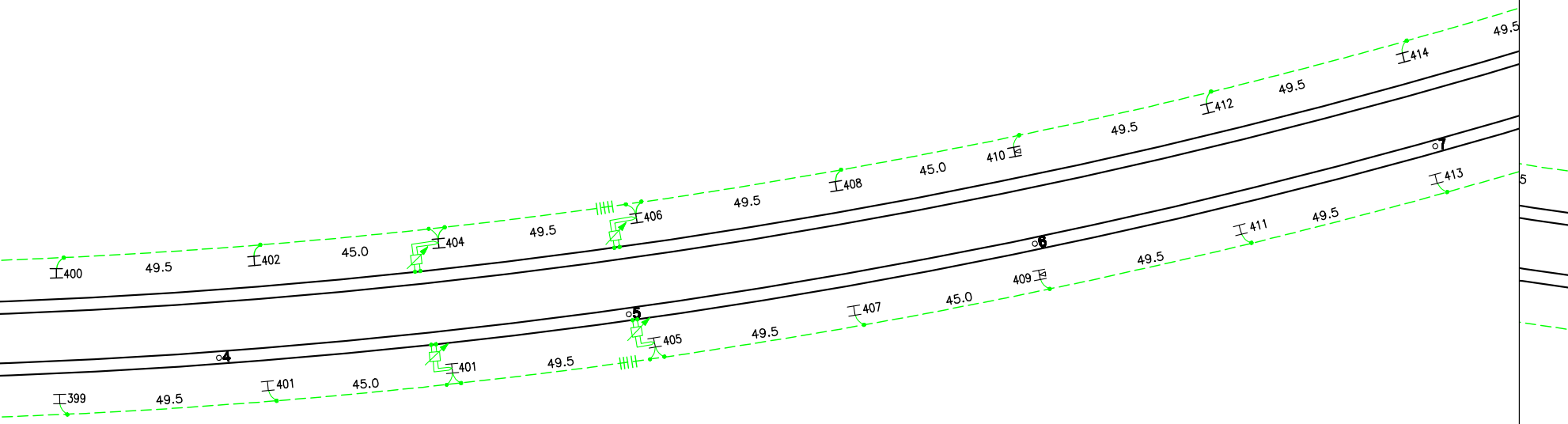
400
49.5
402
45.0
404
49.5
406
49.5
408
45.0
410
49.5
412
49.5
414
49.5
7
413
5
6
411
49.5
409
49.5
407
45.0
5
405
49.5
4
401
49.5
401
45.0
399
49.5

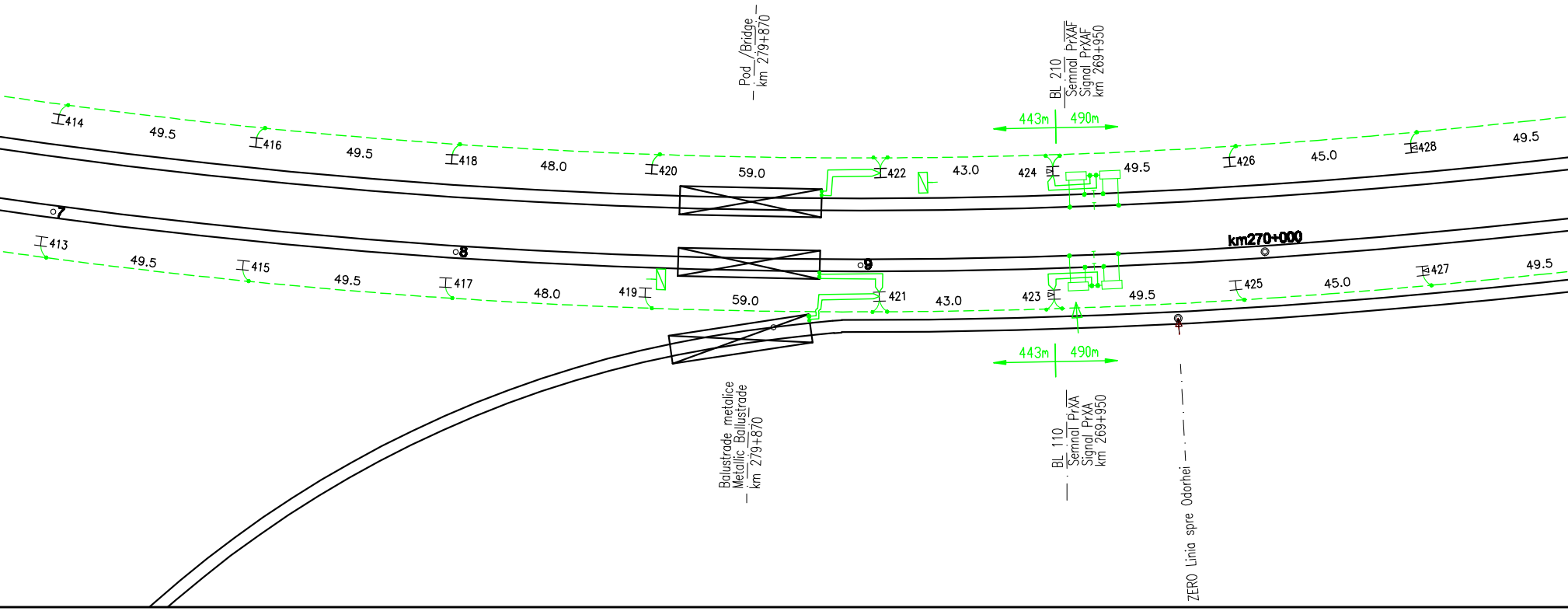
Pod /Bridge
km 279+870
BL 210
Semnal PrXAF
Signal PrXAF
km 269+950
443m
490m
414
49.5
416
49.5
418
48.0
420
59.0
422
43.0
424
49.5
426
45.0
428
49.5
7
8
9
km270+000
413
49.5
415
49.5
417
48.0
419
59.0
421
43.0
423
49.5
425
45.0
427
49.5
443m
490m
Balustrade metalice
Metallic Ballustrade
km 279+870
BL 110
Semnal PrXA
Signal PrXA
km 269+950
ZERO Linia spre Odorhei

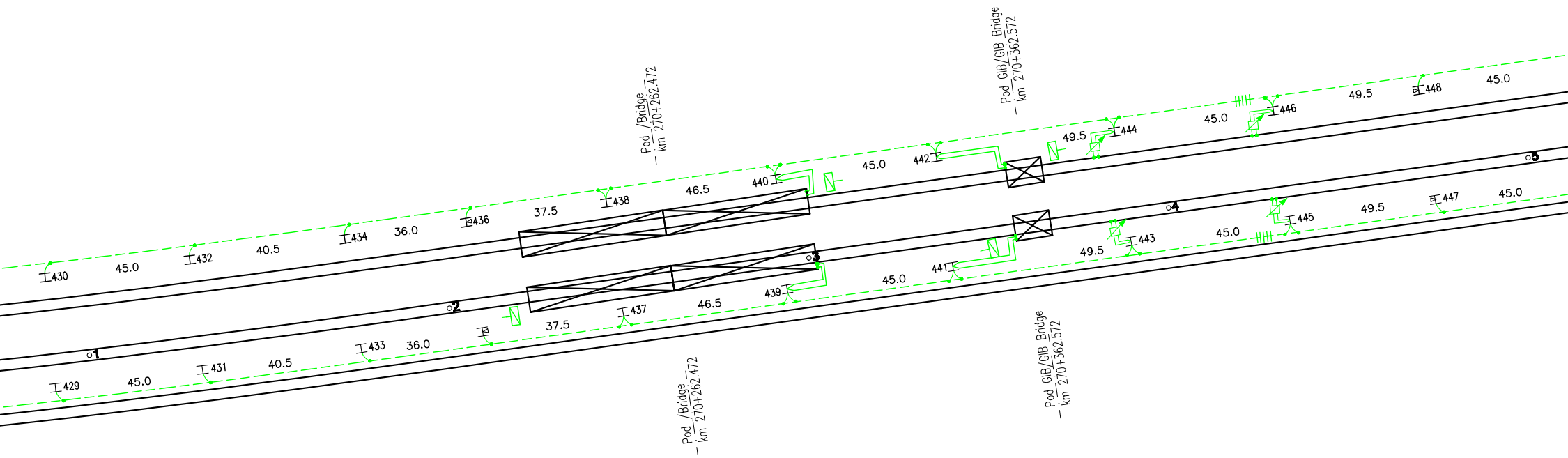

Pod /Bridge
km 270+262.472
Pod GIB/GIB Bridge
km 270+362.572
430
45.0
432
40.5
434
36.0
436
37.5
438
46.5
440
45.0
442
49.5
444
45.0
446
49.5
448
45.0
1
2
3
4
5
429
45.0
431
40.5
433
36.0
37.5
437
46.5
439
45.0
441
49.5
443
45.0
445
49.5
447
45.0
Pod /Bridge
km 270+262.472
Pod GIB/GIB Bridge
km 270+362.572

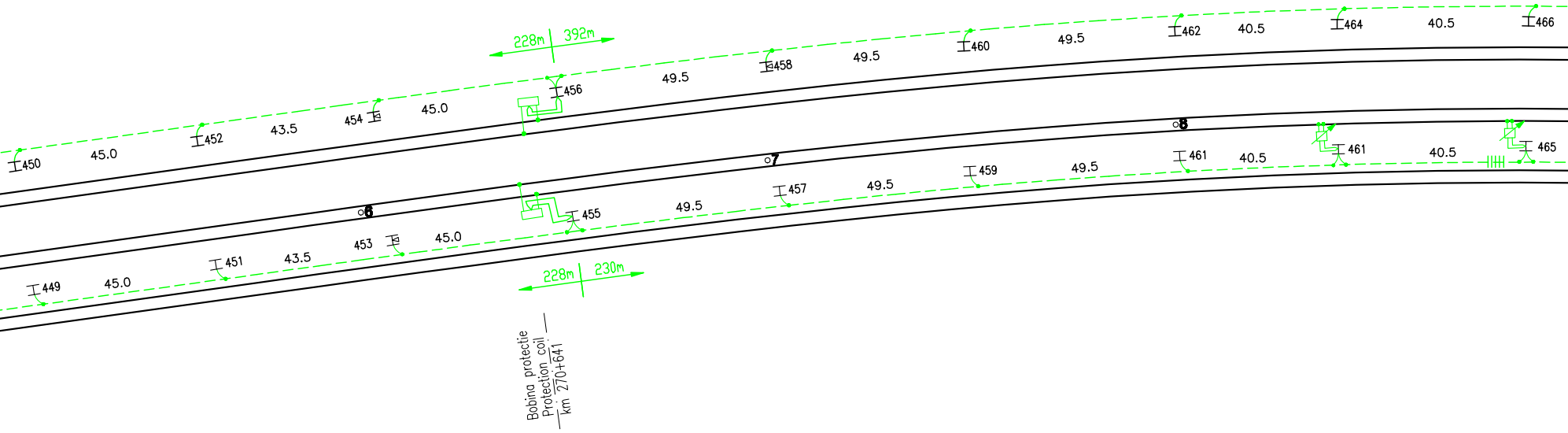
228m
392m
450
45.0
452
43.5
454
45.0
456
49.5
458
49.5
460
49.5
462
40.5
464
40.5
466
8
7
6
449
45.0
451
43.5
453
45.0
455
49.5
457
49.5
459
49.5
461
40.5
461
40.5
465
228m
230m
Bobina protectie
Protection coil
km 270+641

NOTA / NOTE:

SEMNIFICAȚIA CULORILOR FOLOSITE ÎN PREZENTAREA PLANULUI DE PROTECTIE ESTE URMĂTOAREA:

- verde - elemente noi ale instalatiei de protectie
- negru - elemente noi care aparțin altor specialități
- gri - elemente existente ale planului de situație

THE SIGNIFICATION OF COLORS USED TO PRESENT THE PROTECTION DRAWING:

- green - new elements of the protection installations
- black - new elements of others specialities
- gray - existing elements of the layout plan

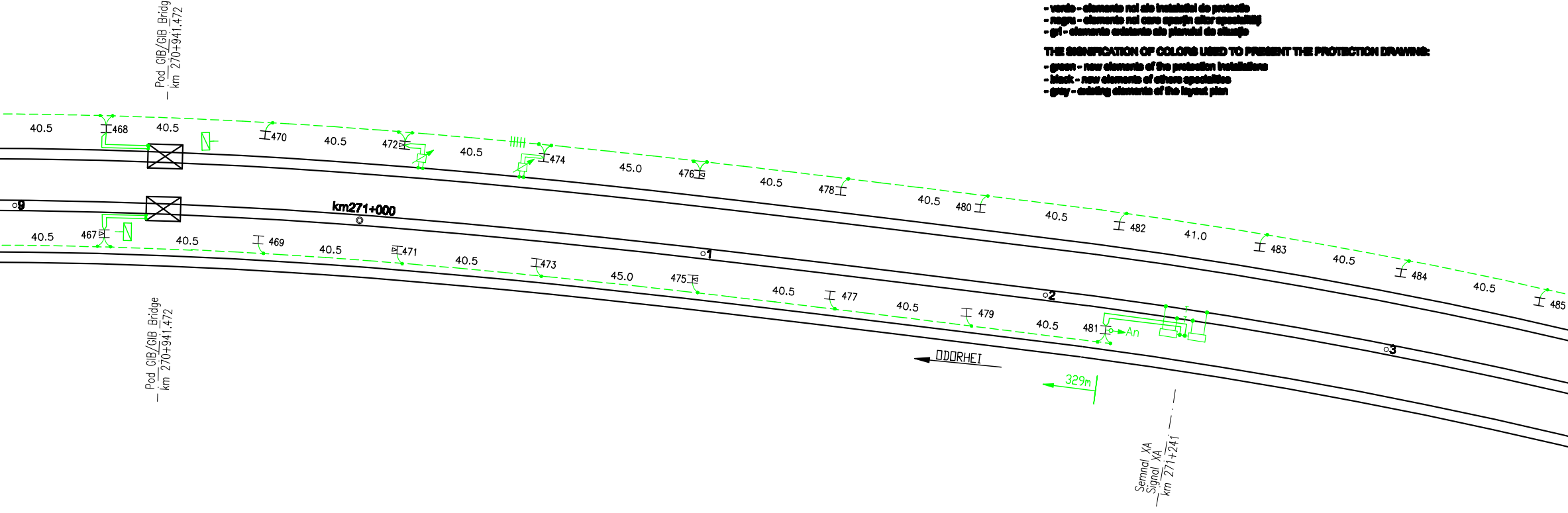
Pod GIB/GIB Bridge
km 270+941.472
40.5
468
470
472
474
476
478
480
482
483
484
485
45.0
41.0
9
km271+000
1
2
3
467
469
471
473
475
477
479
481
An
ODORHEI
329m
Semnal XA
Signal XA
km 271+241

LEGENDA / LEGEND:

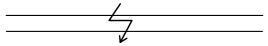

Linie c.f. electrificata
electrified line c.f.



Joanta izolata
Insulated rail joints

Conductor colector din otel-aluminiu 95/15 mmp
Earthing conductor steel-aluminum 95/15 sq mm

Conductor din banda de otel Ø 10 mm galvanizat
Galvanised steel conductor Ø 10 mm

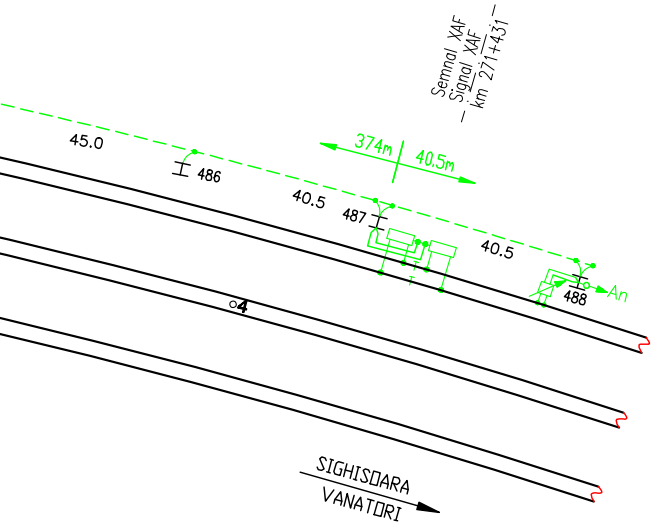
Semnal XAF
Signal XAF
km 271+431
45.0
486
40.5
487
374m
40.5m
40.5
488
An
4
SIGHISOARA
VANATORI

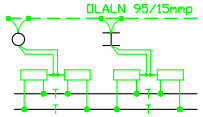
OLALN 95/15mmp

Legarea colectivă a stâlpului LC la mediana bobinei de joantă
prin conductorul de protecţie OLALN 95/15mmp /
CL pole collective connection through OLALN 95/15mmp protection conductor
at the impedance coil mid-point

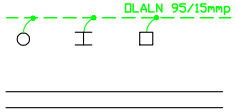
OLALN 95/15mmp

Legarea simplă a stâlpului LC la conductorul de protecţie OLALN95/15mmp
Simple connection of CL pole at OLALN95/15mmp protection conductor

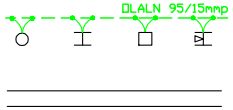
OLALN 95/15mmp

Legarea dublă a stâlpului LC la conductorul de protecţie OLALN95/15mmp
Double connection of CL pole at OLALN95/15mmp protection conductor

Ancora pentru conductorul de protecţie OLALN 95/15mmp
Anchor for OLALN 95/15mmp protection conductor

Izolator de separare electrică a conductorului de protecţie
Sectionning insulator of over-head protective conductor

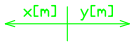

x, y - Lungimile conductorului de protecţie
x, y - Overhead protective conductor lenghts

Bobina de joanta
Impedance coil

Bobina de protectie
Protection coil

Separator monopolar de exterior
Outdoor single phase disconnector

Transformator
Transformer



Circuit de cale monofilar
Single-track circuit



Circuit de cale bifilar
Double-track circuit

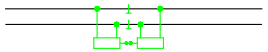

Bobina de joanta CED
Joint coil CED



Funie de cupru de 50mmp
Copper cord 50mmp

Balustrada metalica
Metallic balustrade

Placa avertizoare "STATIONAREA PE POD INTERZISA"
Marker "Staying on the bridge is not permised"

Indicator carc pentru restrictie gabarit si placuta
suplimentara pentru indicarea distantei
Circle indicator for gauge restriction and additional
plate to indicate distance

LISTA DE COMPONENTA / ITEM

REF / ITEM	DENUMIRE REFERINTA / ITEM DESIGNATION	REFERINTA DWG / DWG REFERENCE
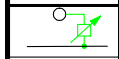	Stalp de beton protejat individual Individual protected concrete pole	
	Stalp de metal protejat individual Individualy protected metallic pole	
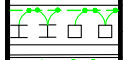	Stalp de metal protejat colectiv Collectivelly protected metallic pole	
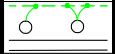	Stalp de beton protejat colectiv Collectivelly protected concrete pole	
OLALN 95/15mmp	Conductor colector din otel-aluminiu 95/15 mmp Earthing conductor steel-aluminum 95/15 sq mm	
	Ancora pentru conductorul de protecţie OLALN 95/15mmp Anchor for OLALN 95/15mmp protection conductor	
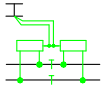	Legatura dubla la mediana bobinei de joanta Double connection at mid-point of coil	
	Indicator restrictie gabarit Restriction indicator gauge	
	Bobina de protectie Protection coil	
	Priza de pământ Earth plate	
	Interstitiu de scanteiere Sparking gap	
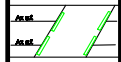	Panouri protectie Protection panel	
	Izolator de separare electrică Sectionning insulator	
	Placa avertizoare "STATIONAREA PE POD INTERZISA" Marker "Staying on the bridge is not permised"	
	Subtraversare linie c.f. in tub de cauciuc Railway lines under-crossing by rubber tube	
	Prinderi conductor colector in tunel Fastening device for earth conductor in the tunnel	

LIST
CANTITATE / QUANTITY
-
-
488 pcs
-
21887 m
4 pcs
18 pcs
4 pcs
12pcs
-
61 pcs.
-
28pcs
18pcs
-
78pcs

D					
C					
B					
A					
Indice Index	Data Date	Modificare Modification/Revision	Proiectant Designer	Aprobat Consultant Approved Consultant	Aprobat CFR Approved CFR

GUVERNUL ROMANIEI
ROMANIAN GOVERNMENT

PROIECT FINANŢAT DE UNIUNEA EUROPEANĂ
EUROPEAN UNION FINANCED PROJECT

CFR

CLIENT / CLIENT

C.N.C.F. "C.F.R." - S.A.

ITALFERR
GRUPPO FERROVIE DELLO STATO
Joint Venture leader

Scott Wilson

OBERMEYER
PLANEN + BERATEN GmbH

TECNIC
Consulting Engineers

CONSULTANT / CONSULTANT			Data Date	Semnătură Signature
Aprobat Approved	Şef proiect Project manager	R. Liuzza	12.2011	
Aprobat Approved	Coordonator Secţiune 1 Section 1 Coordinator	C. Gambelli	12.2011	
Verificat Checked	Expert Verificator Checking Expert	G. Buffarini	12.2011	

SUBCONTRACTANT / SUBCONTRACTOR

AREX company

Aprobat Approved	Responsabil Subcontractant Subcontractor Responsible	A.Stanciu - Dinulescu	12.2011	
Întocmit Elaborated	Proiectant Designer	A. Teulu	12.2011	

Reabilitarea liniei de cale ferata Braşov - Simeria, parte componentă a coridorului IV Pan European, pentru circulaţia trenurilor cu viteza maximă de 160 km/h, Tronsonul : Braşov - Sighişoara

Rehabilitation of the railway line Braşov - Simeria, component Part of the IV Pan-European Corridor, for the trains circulation with maximum speed of 160 km/h,
Section : Braşov - Sighişoara

Proiect/Project
2004/RO/16/P/PA/003

Faza / Phase:
P.Th. / T.D.

Denumire desen / Drawing Title :

Interval Archita-Vanatori /Archita-Vanatori Section
Protecţia instalaţiilor din cale şi vecinătate / Protection of track and proximity installations

Codificare / Codification System	Scara / Scale 1:1000	LOT / LOT	Nr. / No 04 / 04

E A 5 1 | 0 1 | C | 1 6 | L 7 | P I | 0 0 | 1 | 0 | 0 0 1 | 0

297 X 3200