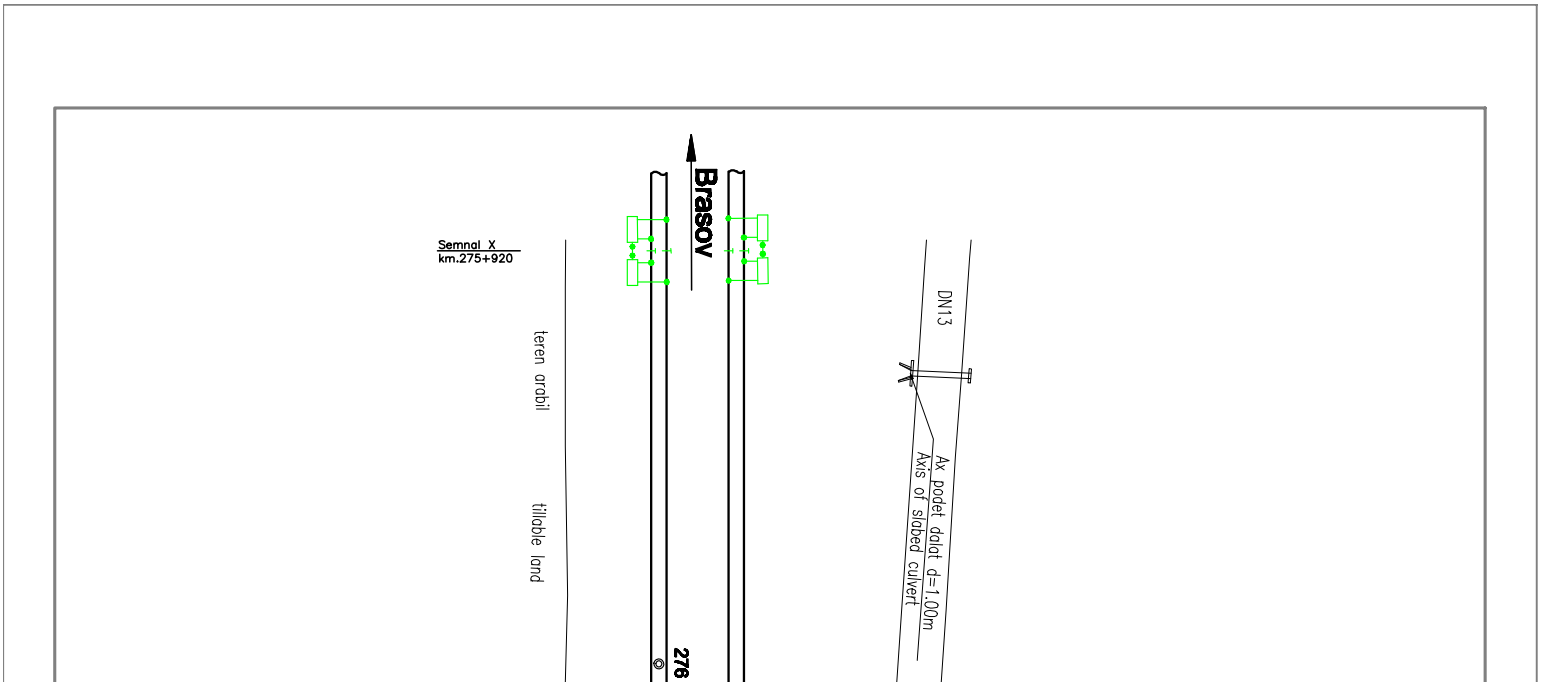
Brasov
Semnal X
km.275+920
teren arabil
tillable land
DN13
Ax podet dalat d=1,00m
Axis of slabed culvert
276

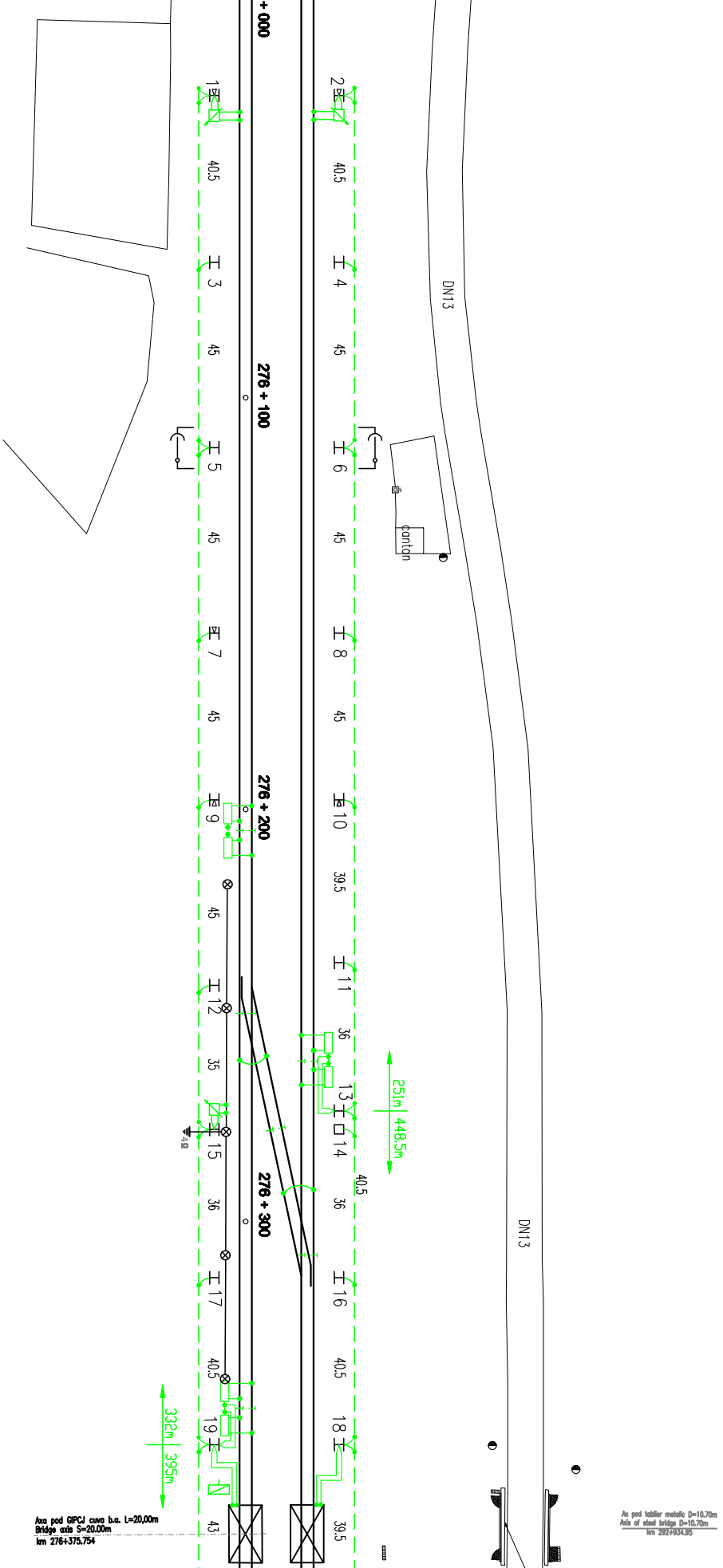
+ 000
276 + 100
276 + 200
276 + 300
1
2
3
4
5
6
7
8
9
10
11
12
13
14
15
16
17
18
19
40.5
45
39.5
35
36
43
DN13
canton
251m
448.5m
332m
395m
4Ω
Axa pod GIPCJ cuva b.a. L=20,00m
Bridge axis S=20.00m
km 276+375.754
Ax pod tablier metalic D=10.70m
Axis of steel bridge D=10.70m
km 292+934.95

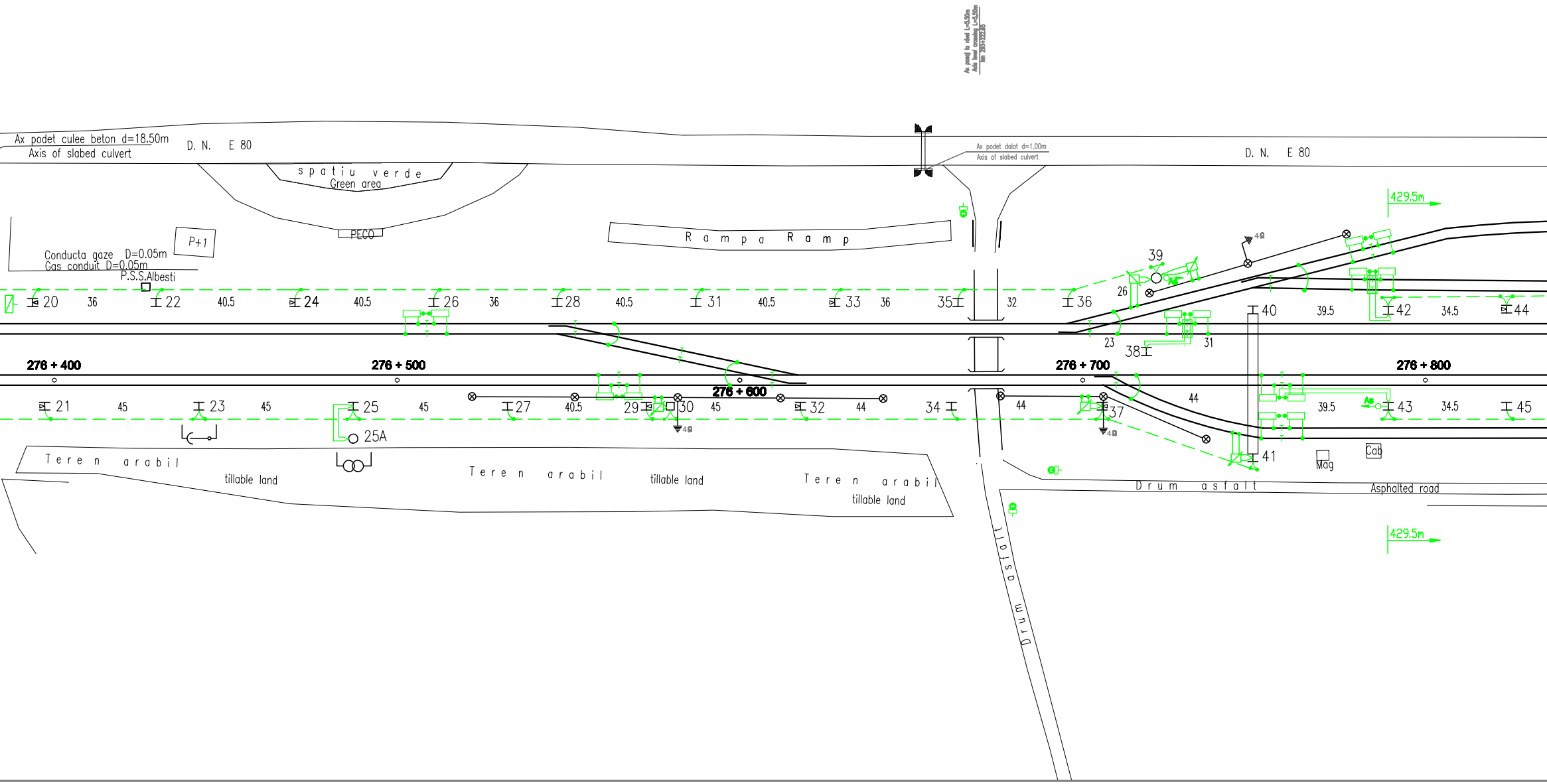
Ax pasaj la nivel L=5,50m
Axis level crossing L=5,50m
km 293+222,85
Ax podet culee beton d=18.50m
Axis of slabed culvert
D. N. E 80
spatiu verde
Green area
PECO
P+1
Conducta gaze D=0.05m
Gas conduit D=0.05m
P.S.S.Albesti
Rampa Ramp
Ax podet dalat d=1.00m
Axis of slabed culvert
D. N. E 80
429.5m
20
36
22
40.5
24
40.5
26
36
28
40.5
31
40.5
33
36
35
32
36
26
39
4Ω
40
39.5
42
34.5
44
23
38
31
276 + 400
276 + 500
276 + 600
276 + 700
276 + 800
21
45
23
45
25
45
27
40.5
29
30
45
32
44
34
44
37
4Ω
44
43
39.5
34.5
45
25A
4Ω
41
Mag
Cab
Teren arabil
tillable land
Teren arabil
tillable land
Teren arabil
tillable land
Drum asfalt
Asphalted road
Drum asfalt
429.5m

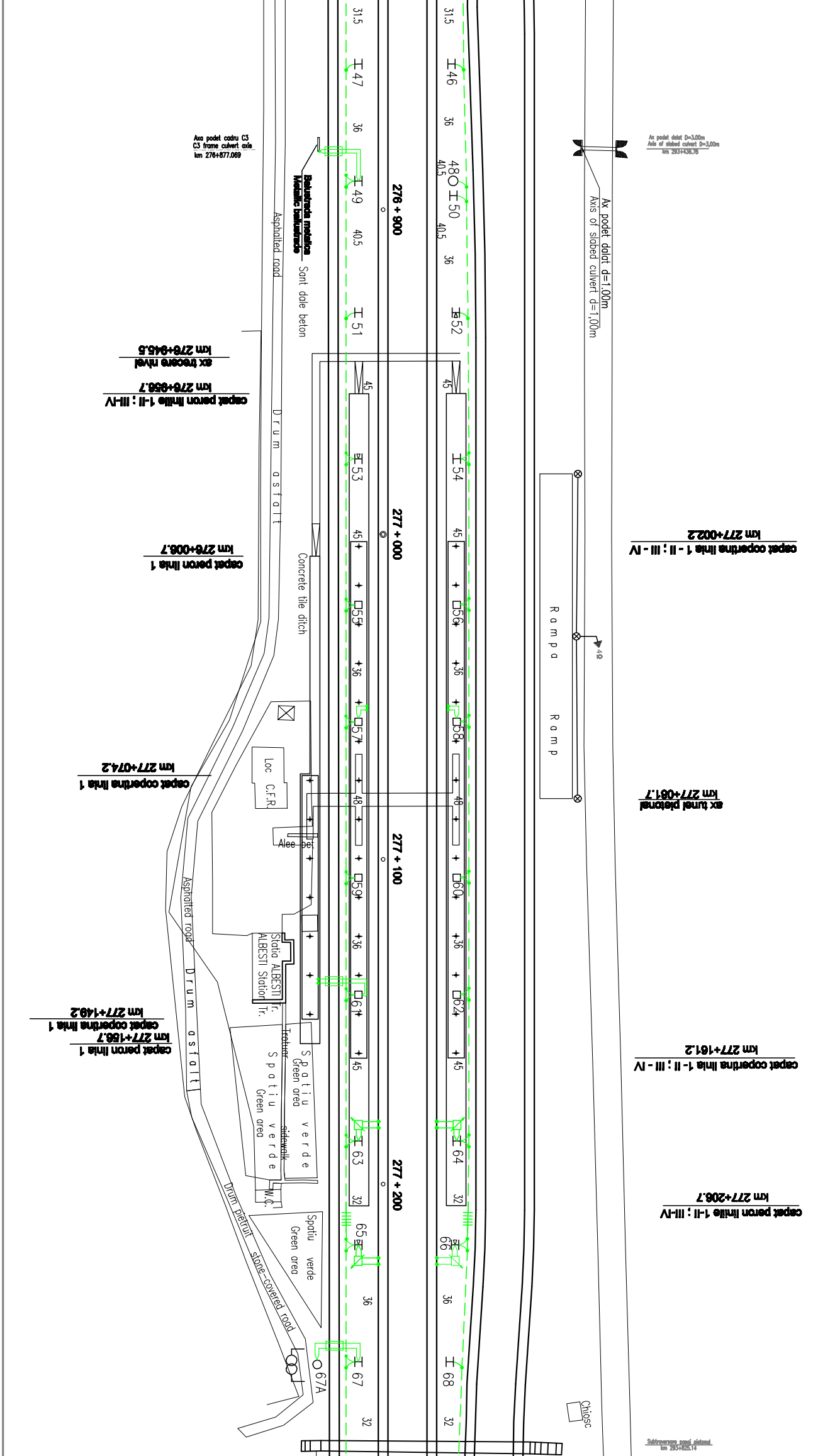
31.5
47
46
36
Axa podet cadru C3
C3 frame culvert axis
km 276+877.069
Ax podet dalat D=3.00m
Axis of slabed culvert D=3,00m
km 293+436.78
Balustrada metalica
Metallic balustrade
Asphalted road
Sant dale beton
276 + 900
48
49
50
40.5
51
52
Ax podet dalat d=1,00m
Axis of slabed culvert d=1,00m
ax trecere nivel
km 276+945.5
capat peron liniile 1-II ; III-IV
km 276+956.7
45
Drum asfalt
53
54
capat peron linia 1
km 276+006.7
277 + 000
capat copertina linia 1 - II ; III - IV
km 277+002.2
Concrete tile ditch
55
56
Rampa
Ramp
4Ω
57
58
Loc C.F.R.
capat copertina linia 1
km 277+074.2
ax tunel pietonal
km 277+081.7
Alee bet
277 + 100
59
60
Statia ALBESTI Tr.
ALBESTI Station Tr.
61
62
capat copertina linia 1
km 277+149.2
capat peron linia 1
km 277+156.7
capat copertina linia 1- II ; III - IV
km 277+161.2
Trotuar
sidewalk
Spatiu verde
Green area
63
64
277 + 200
32
W.C.
capat peron liniile 1-II ; III-IV
km 277+206.7
Drum pietruit
stone-covered road
65
66
67A
67
68
Chiosc
Subtraversare pasaj pietonal
km 293+825.14

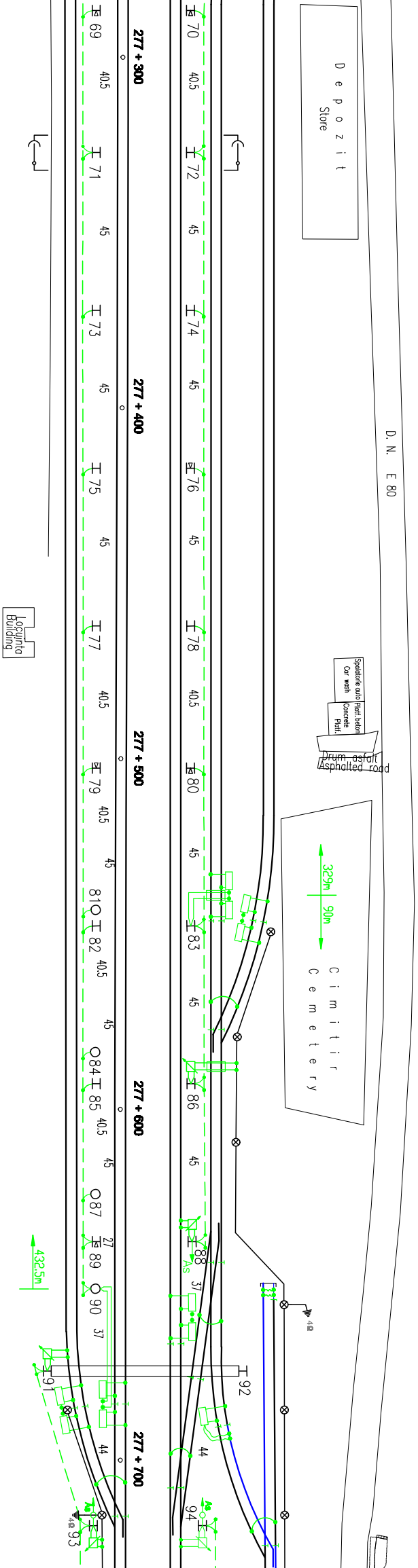
Depozit
Store
D. N. E 80
Locuinta
Building
Spalatorie auto
Car wash
Platf. beton
Concrete Platf.
Drum asfalt
Asphalted road
Cimitir
Cemetery
329m
90m
432.5m
277 + 300
277 + 400
277 + 500
277 + 600
277 + 700
69
70
71
72
73
74
75
76
77
78
79
80
81
82
83
84
85
86
87
88
89
90
91
92
93
94
40.5
45
27
37
44
AS
4Ω

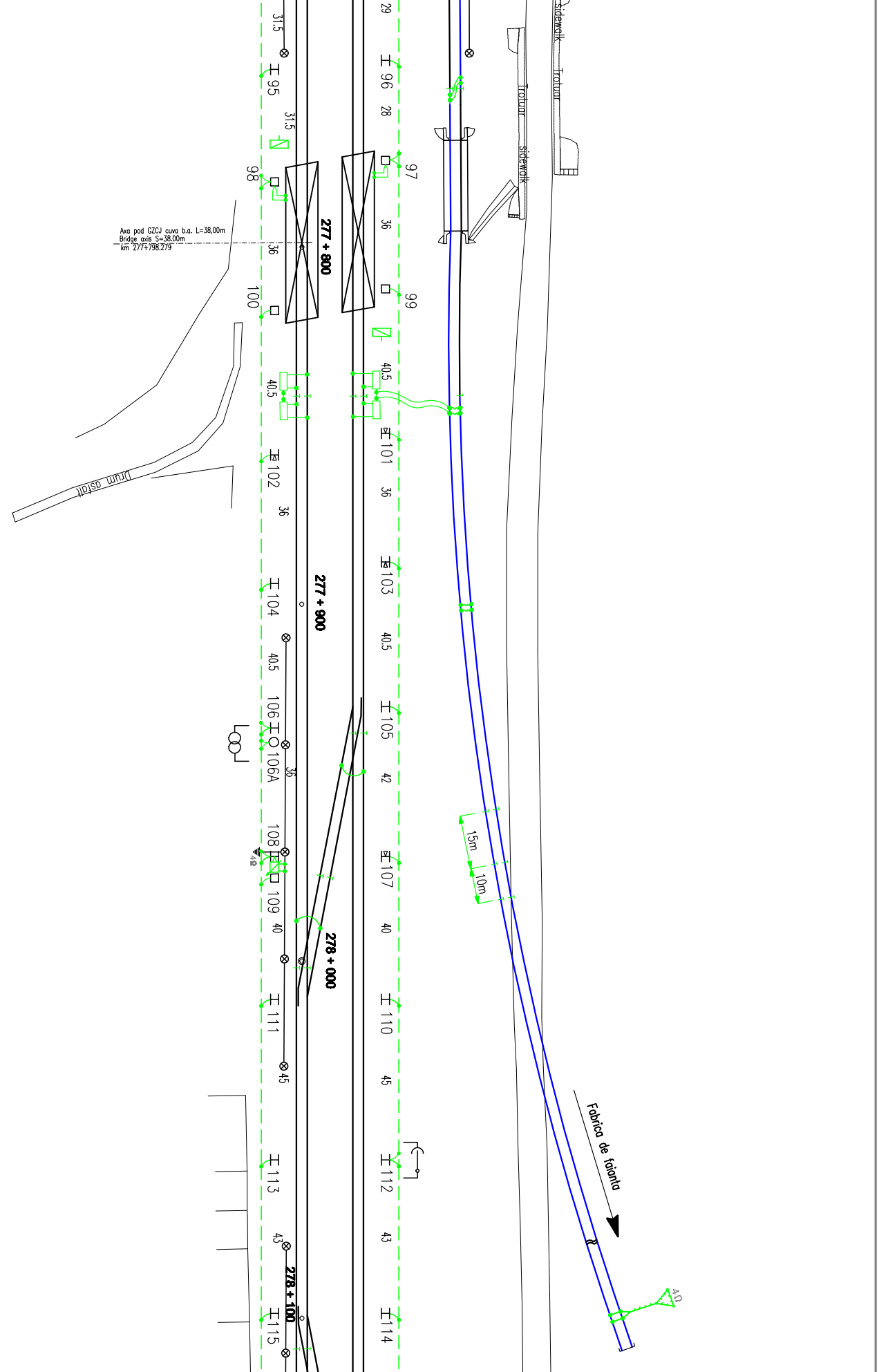
Axa pod GZCJ cuva b.a. L=38,00m
Bridge axis S=38.00m
km 277+798.279
277 + 800
277 + 900
278 + 000
278 + 100
95
96
97
98
99
100
101
102
103
104
105
106
106A
107
108
109
110
111
112
113
114
115
29
28
31.5
31.5
36
36
36
36
36
40.5
40.5
40.5
40.5
42
40
40
45
45
43
43
15m
10m
sidewalk
Trotuar
Trotuar
sidewalk
Drum asfalt
Fabrica de faianta
4Ω
4Ω

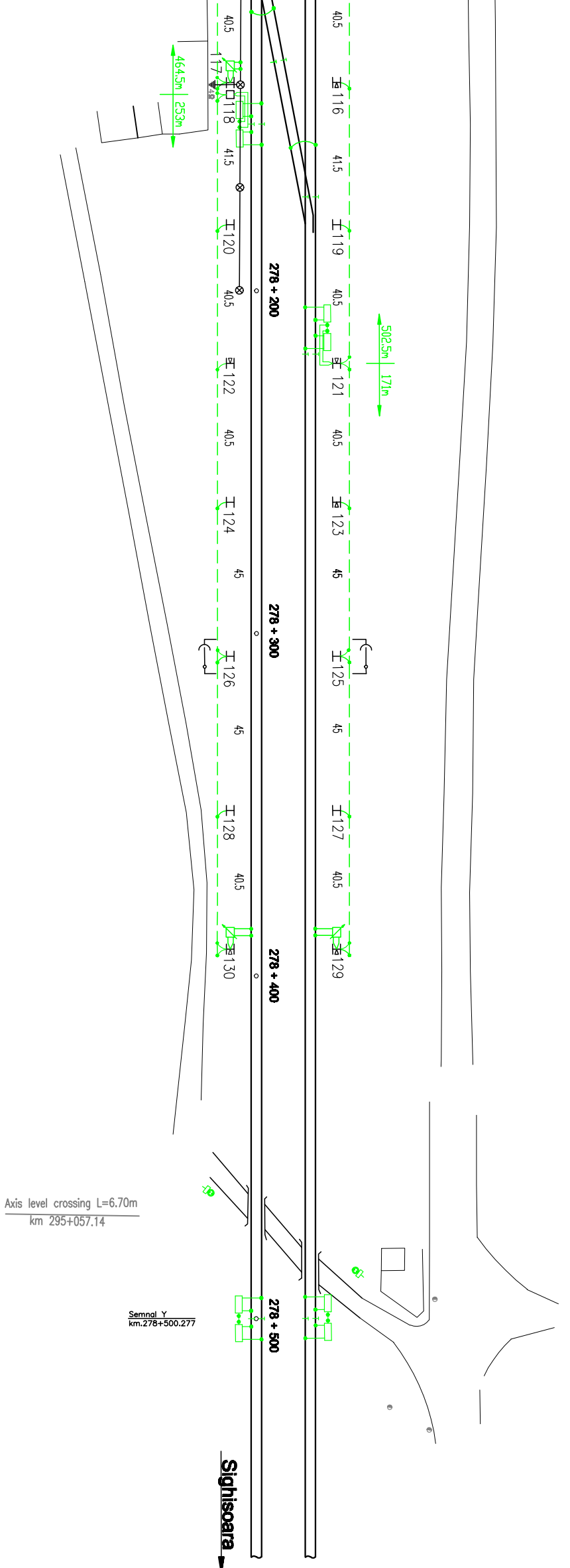
464.5m
253m
117
118
116
119
120
40.5
41.5
278 + 200
502.5m
171m
121
122
123
124
45
278 + 300
125
126
127
128
129
130
278 + 400
Axis level crossing L=6.70m
km 295+057.14
Semnal Y
km.278+500.277
278 + 500
Sighisoara

LEGENDA / LEGEND:

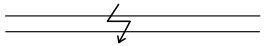	Linie c.f. electrificata electrified line c.f.
	Joanta izolata Insulated rail joints
	Conductor colector din otel-aluminiu 95/15 mmp Earthing conductor steel-aluminum 95/15 sq mm
	Conductor din banda de otel Ø 10 mm galvanizat Galvanised steel conductor Ø 10 mm
	Stalp de beton echipat cu corp de iluminat Concrete pole equipped with lighting unit
	Priza de pământ Earth plate

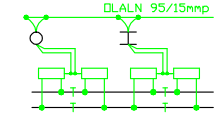 OLALN 95/15mmp	Legarea colectivă a stâlpului LC la mediana bobinei de joantă prin conductorul de protecţie OLALN 95/15mmp / CL pole collective connection through OLALN 95/15mmp protection conductor at the impedance coil mid-point
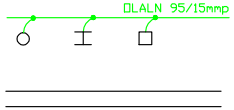 OLALN 95/15mmp	Legarea simplă a stâlpului LC la conductorul de protecţie OLALN95/15mmp Simple connection of CL pole at OLALN95/15mmp protection conductor
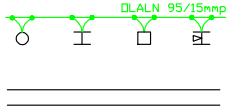 OLALN 95/15mmp	Legarea dublă a stâlpului LC la conductorul de protecţie OLALN95/15mmp Double connection of CL pole at OLALN95/15mmp protection conductor
	Ancora pentru conductorul de protecţie OLALN 95/15mmp Anchor for OLALN 95/15mmp protection conductor
	Izolator de separare electrică a conductorului de protecţie Sectionning insulator of over-head protective conductor
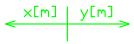	x, y - Lungimile conductorului de protecţie x, y - Overhead protective conductor lenghts
	Bobina de joanta Impedance coil
	Bobina de protectie Protection coil
	Separator monopolar de exterior Outdoor single phase disconnector
	Transformator Transformer
	Circuit de cale monofilar Single-track circuit
	Circuit de cale bifilar Double-track circuit
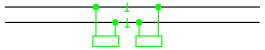	Bobina de joanta CED Joint coil CED
	Funie de cupru de 50mmp Copper cord 50mmp
	Subtraversare linie c.f. in tub de cauciuc Railway lines under-crossing by rubber tube
	Placa avertizoare "STATIONAREA PE POD INTERZISA" Marker "Staying on the bridge is not permised"
	Indicator cerc pentru restrictie gabarit si placuta suplimentara pentru indicarea distantei Circle indicator for gauge restriction and additional plate to indicate distance

NOTA / NOTE:

SEMNIFICAŢIA CULORILOR FOLOSITE ÎN PREZENTAREA PLANULUI DE PROTECTIE ESTE URMĂTOAREA:

- verde - elemente noi ale instalaţiei de protecţie
- negru - elemente noi care aparţin altor specialităţi
- gri - elemente existente ale planului de situaţie

THE SIGNIFICATION OF COLORS USED TO PRESENT THE PROTECTION DRAWING:

- green - new elements of the protection installations
- black - new elements of others specialities
- grey - existing elements of the layout plan

LISTA DE COMPONENTA / ITEM

REF / ITEM	DENUMIRE REFERINTA / ITEM DESIGNATION	REFERINTA DWG / DWG REFERENCE
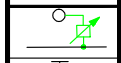	Stalp de beton protejat individual Individual protected concrete pole	
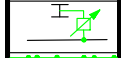	Stalp de metal protejat individual Individualy protected metallic pole	
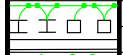	Stalp de metal protejat colectiv Collectivelly protected metallic pole	
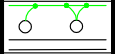	Stalp de beton protejat colectiv Collectivelly protected concrete pole	
OLALN 95/15mmp	Conductor colector din otel-aluminiu 95/15 mmp Earthing conductor steel-aluminum 95/15 sq mm	
	Ancora pentru conductorul de protecţie OLALN 95/15mmp Anchor for OLALN 95/15mmp protection conductor	
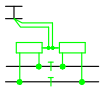	Legatura dubla la mediana bobinei de joanta Double connection at mid-point of coil	
	Indicator restrictie gabarit Restriction indicator gauge	
	Bobina de protectie Protection coil	
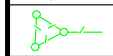	Priza de pământ Earth plate	
	Interstitiu de scanteiere Sparking gap	
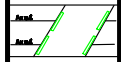	Panouri protectie Protection panel	
	Izolator de separare electrică Sectionning insulator	
	Placa avertizoare "STATIONAREA PE POD INTERZISA" Marker "Staying on the bridge is not permised"	
	Subtraversare linie c.f. in tub de cauciuc Railway lines under-crossing by rubber tube	

LIST

CANTITATE / QUANTITY
-
1 pcs.
139 pcs
11 pcs
4828m
5 pcs
9 pcs
3 pcs
-
1 pcs
22 pcs.
-
2 pcs
4 pcs
8 pcs

D					
C					
B					
A					
Indice Index	Data Date	Modificare Modification/Revision	Proiectant Designer	Aprobat Consultant Approved Consultant	Aprobat CFR Approved CFR

GUVERNUL ROMANIEI
ROMANIAN GOVERNMENT

PROIECT FINANȚAT DE UNIUNEA EUROPEANĂ
EUROPEAN UNION FINANCED PROJECT

CLIENT / CLIENT

C.N.C.F. "C.F.R." - S.A.

ITALFERR GRUPPO FERROVIE DELLO STATO
Joint Venture leader

Scott Wilson

OBERMEYER PLANEN + BERATEN GmbH

TECNIC Consulting Engineers

CONSULTANT / CONSULTANT

			Data Date	Semnătură Signature
Aprobat Approved	Șef proiect Project manager	R. Liuzza	12.2011	
Aprobat Approved	Coordonator Secțiune 1 Section 1 Coordinator	C. Gambelli	12.2011	
Verificat Checked	Expert Verificator Checking Expert	G. Battisti	12.2011	

SUBCONTRACTANT / SUBCONTRACTOR

AREX COMPANY

Aprobat Approved	Responsabil Subcontractant Subcontractor Responsible	A.Stanciu - Dinulescu	12.2011	
Întocmit Elaborated	Proiectant Designer	M. Barbu	12.2011	

Reabilitarea liniei de cale ferata Brașov - Simeria, parte componentă a coridorului IV Pan European, pentru circulația trenurilor cu viteza maximă de 160 km/h, Tronsonul : Brașov - Sighișoara

Rehabilitation of the railway line Brașov - Simeria, component Part of the IV Pan-European Corridor, for the trains circulation with maximum speed of 160 km/h, Section : Brașov - Sighișoara

Proiect/Project
2004/RO/16/P/PA/003

Faza / Phase:
P.Th. / T.D.

Denumire desen / Drawing Title :

Statia Albesti / Albesti Station
Protecția instalațiilor din cale și vecinătate / Protection of track and proximity installations

Codificare / Codification System	Scara / Scale 1:1000	LOT / LOT	Nr. / No 01 / 01

E A 5 1 | 0 1 | C | 1 9 | L 8 | P I | 0 0 | 1 | 0 | 0 0 1 | 1

297 X 3350