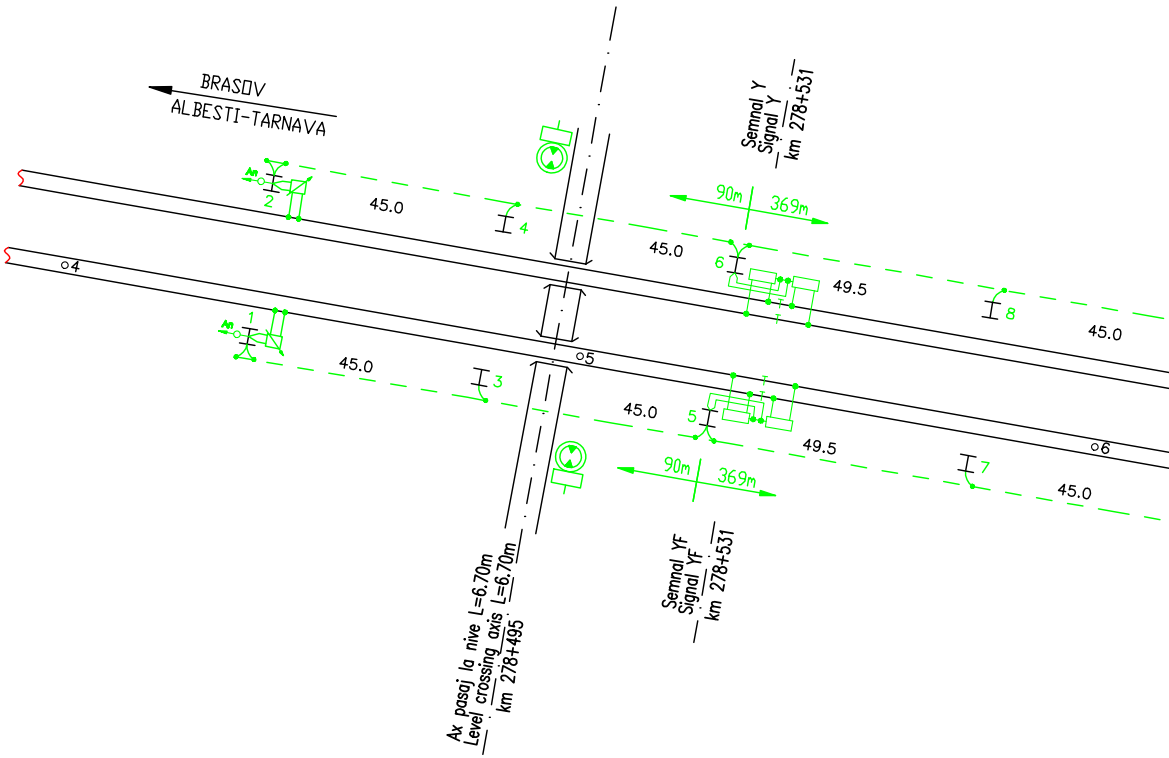
BRASOV
ALBESTI-TARNAVA
Semnal Y
Signal Y
km 278+531
90m
369m
45.0
45.0
49.5
45.0
45.0
45.0
49.5
45.0
An
An
1
2
3
4
5
6
7
8
4
5
6
Ax pasaj la nive L=6.70m
Level crossing axis L=6.70m
km 278+495
90m
369m
Semnal YF
Signal YF
km 278+531

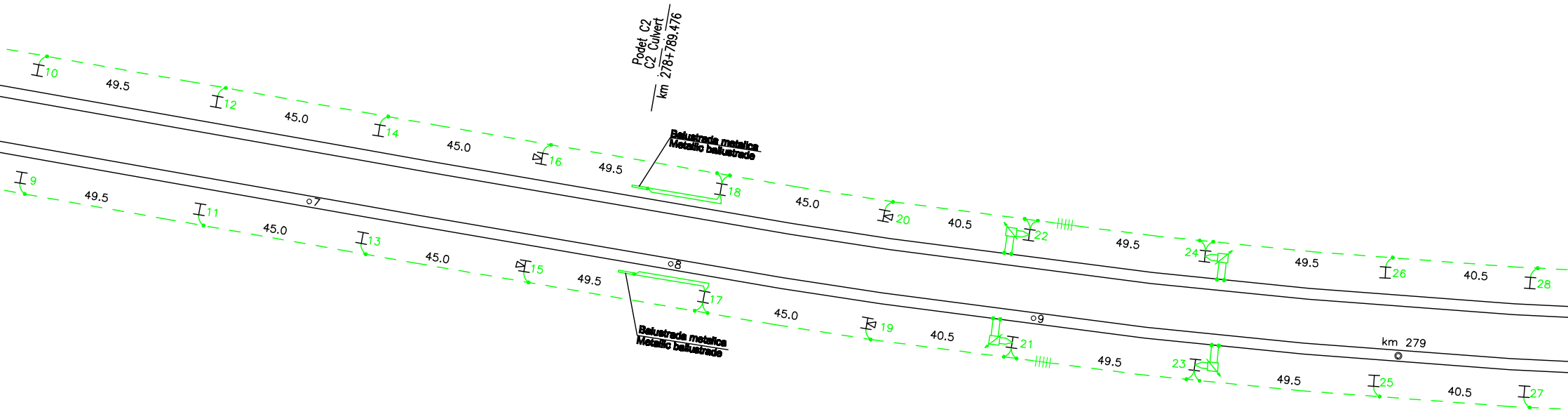
Podet C2
C2 Culvert
km 278+789.476
Balustrada metalica
Metallic balustrade
10
49.5
12
45.0
14
45.0
16
49.5
18
45.0
20
40.5
22
49.5
24
49.5
26
40.5
28
9
49.5
11
45.0
13
45.0
15
49.5
17
45.0
19
40.5
21
49.5
23
49.5
25
40.5
27
7
8
9
Balustrada metalica
Metallic balustrade
km 279

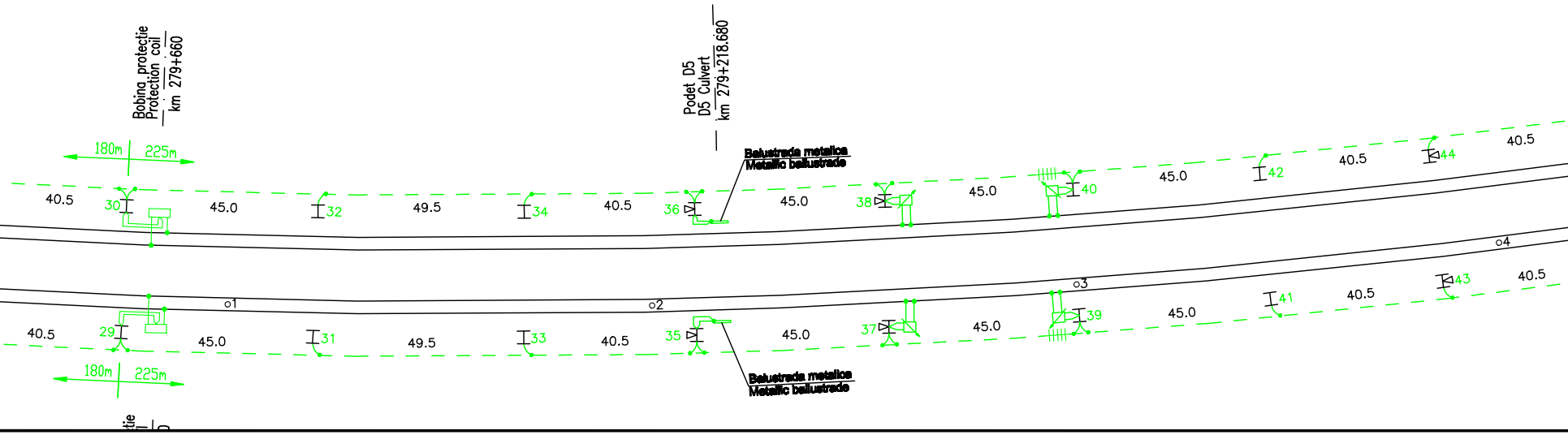
Bobina protectie
Protection coil
km 279+660
Podet D5
D5 Culvert
km 279+218.680
Balustrada metalica
Metallic ballustrade
180m
225m
40.5
30
45.0
32
49.5
34
40.5
36
45.0
38
45.0
40
45.0
42
40.5
44
40.5
o1
o2
o3
o4
40.5
29
45.0
31
49.5
33
40.5
35
45.0
37
45.0
39
45.0
41
40.5
43
40.5
Balustrada metalica
Metallic ballustrade
180m
225m

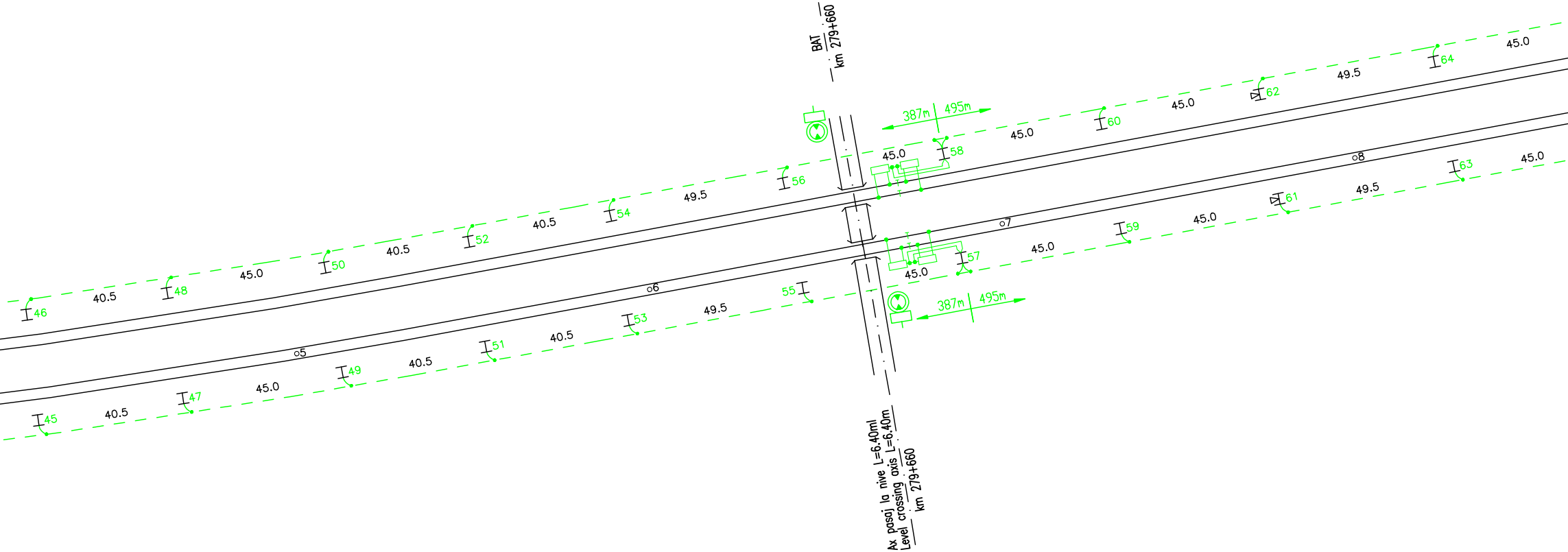
BAT
km 279+660
387m
495m
45.0
49.5
40.5
45
46
47
48
49
50
51
52
53
54
55
56
57
58
59
60
61
62
63
64
o5
o6
o7
o8
Ax pasaj la nivel L=6.40ml
Level crossing axis L=6.40m
km 279+660

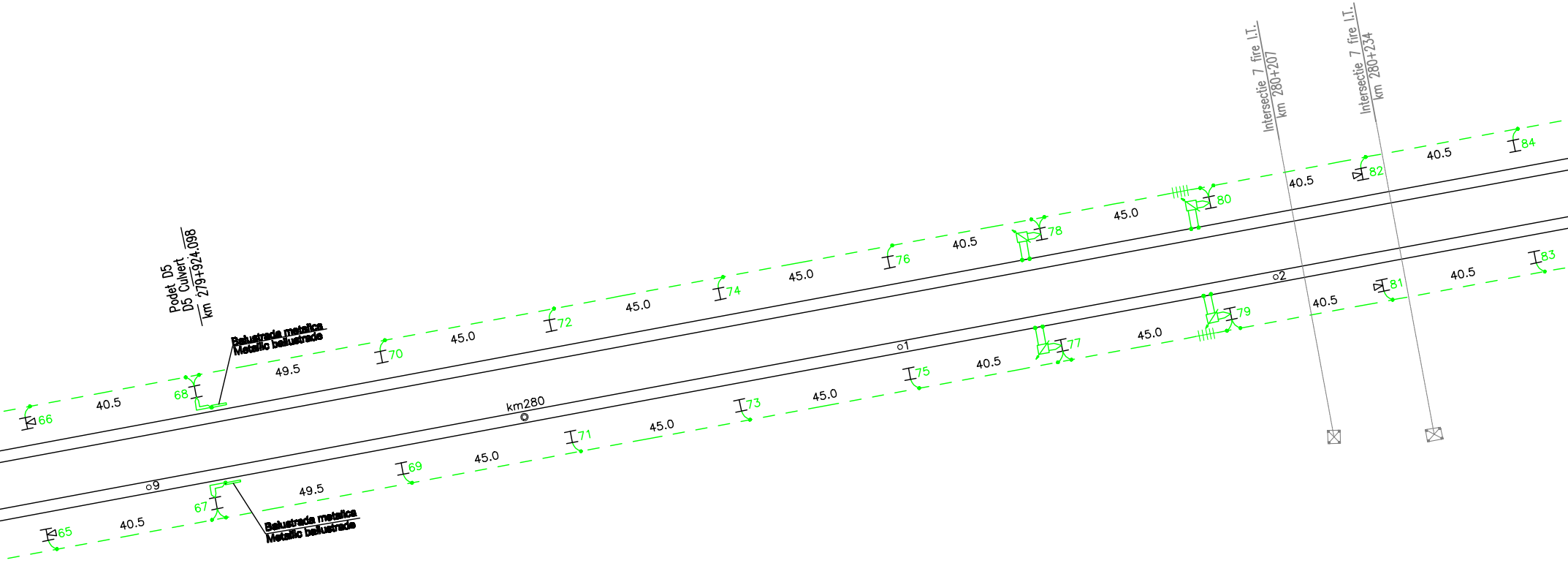
Podet D5
D5 Culvert
km 279+924.098
Balustrada metalica
Metallic balustrade
Balustrada metalica
Metallic balustrade
Intersectie 7 fire I.T.
km 280+207
Intersectie 7 fire I.T.
km 280+234
km280
9
1
2
65
66
67
68
69
70
71
72
73
74
75
76
77
78
79
80
81
82
83
84
40.5
40.5
49.5
49.5
45.0
45.0
45.0
45.0
45.0
45.0
45.0
45.0
40.5
40.5
45.0
45.0
40.5
40.5
40.5
40.5

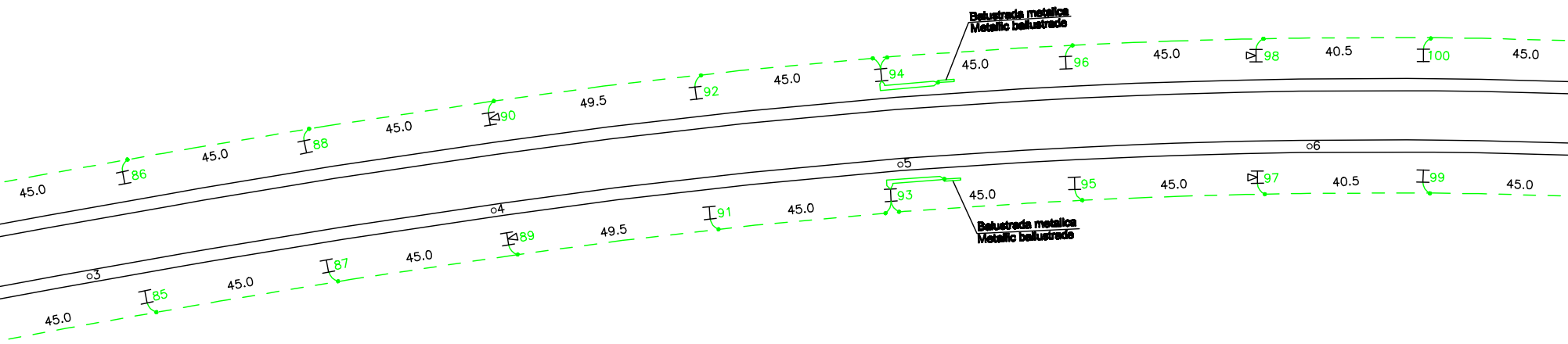
Balustrada metalica
Metalic balustrade
45.0
86
45.0
88
45.0
90
49.5
92
45.0
94
45.0
96
45.0
98
40.5
100
45.0
o3
o4
o5
o6
45.0
85
45.0
87
45.0
89
49.5
91
45.0
93
45.0
95
45.0
97
40.5
99
45.0
Balustrada metalica
Metalic balustrade

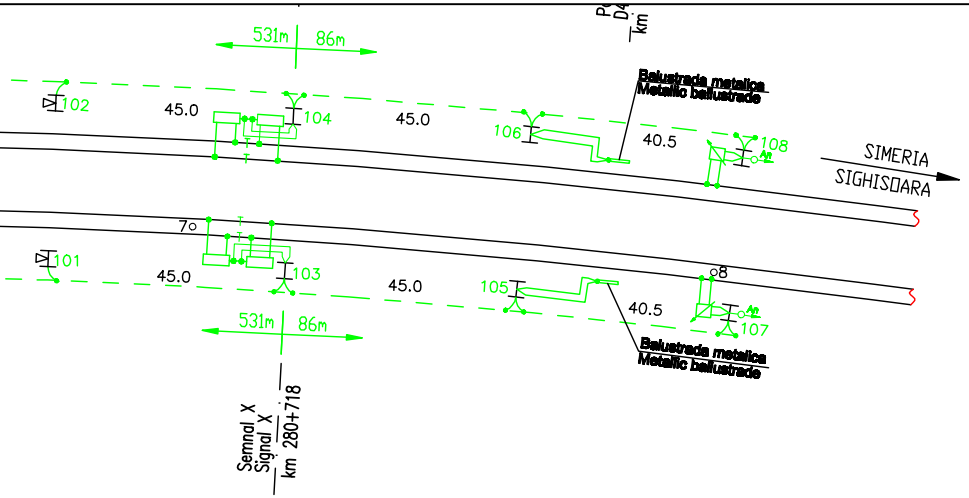
531m
86m
102
45.0
104
45.0
106
Balustrada metalica
Metallic ballustrade
40.5
108
SIMERIA
SIGHISOARA
7
101
45.0
103
45.0
105
8
40.5
107
Balustrada metalica
Metallic ballustrade
531m
86m
Semnal X
Signal X
km 280+718
km

LEGENDA / LEGEND:

ϟ	Linie c.f. electrificata electrified line c.f.
┬	Joanta izolata Insulated rail joints
- - - - -	Conductor colector din otel-aluminiu 95/15 mmp Earthing conductor steel-aluminum 95/15 sq mm
———	Conductor din banda de otel Ø 10 mm galvanizat Galvanised steel conductor Ø 10 mm
▭	Balustrada metalica Metallic ballustrade
⊗	Stalp de beton echipat cu corp de iluminat Concrete pole equipped with lighting unit
⏚	Priza de pământ Earth plate
	Legarea individuala a stalpului LC la sina de tractiune Individual connection of CL pole to the traction rail

NOTA / NOTE:

SEMNIFICAŢIA CULORILOR FOLOSITE ÎN PREZENTAREA PLANULUI DE PROTECTIE ESTE URMĂTOAREA:

- verde - elemente noi ale instalaţiei de protecţie
- negru - elemente noi care aparţin altor specialităţi
- gri - elemente existente ale planului de situaţie

THE SIGNIFICATION OF COLORS USED TO PRESENT THE PROTECTION DRAWING:

- green - new elements of the protection installations
- black - new elements of others specialities
- grey - existing elements of the layout plan

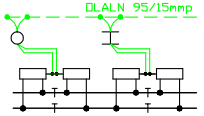
OLALN 95/15mmp

Legarea colectivă a stâlpului LC la mediana bobinei de joantă
prin conductorul de protecţie OLALN 95/15mmp /
CL pole collective connection through OLALN 95/15mmp protection conductor
at the impedance coil mid-point

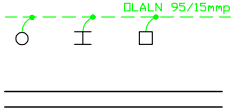
OLALN 95/15mmp

Legarea simplă a stâlpului LC la conductorul de protecţie OLALN95/15mmp
Simple connection of CL pole at OLALN95/15mmp protection conductor

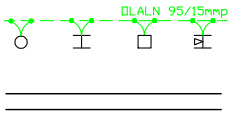
OLALN 95/15mmp

Legarea dublă a stâlpului LC la conductorul de protecţie OLALN95/15mmp
Double connection of CL pole at OLALN95/15mmp protection conductor

Ancora pentru conductorul de protecţie OLALN 95/15mmp
Anchor for OLALN 95/15mmp protection conductor

Izolator de separare electrică a conductorului de protecţie
Sectionning insulator of over-head protective conductor

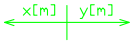

x, y - Lungimile conductorului de protecţie
x, y - Overhead protective conductor lenghts

Bobina de joanta
Impedance coil

Bobina de protectie
Protection coil

Separator monopolar de exterior actionat electric
Outdoor single pole disconnector, electrical actuated

Transformator
Transformer



Circuit de cale monofilar
Single-track circuit



Circuit de cale bifilar
Double-track circuit

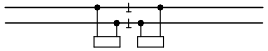

Bobina de joanta CED
Joint coil CED



Funie de cupru de 50mmp
Copper cord 50mmp

Subtraversare linie c.f. in tub de cauciuc
Railway lines under-crossing by rubber tube

Placa avertizoare "STATIONAREA PE POD INTERZISA"
Marker "Staying on the bridge is not permised"

Indicator cerc pentru restrictie gabarit si placuta suplimentara pentru indicarea distantei
Circle indicator for gauge restriction and additional plate to indicate distance

LISTA DE COMPONENTA / ITEM LIST

REF / ITEM	DENUMIRE REFERINTA / ITEM DESIGNATION	REFERINTA DWG / DWG REFERENCE	CANTITATE / QUANTITY
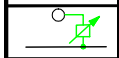	Stalp de beton protejat individual Individual protected concrete pole		-
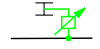	Stalp de metal protejat individual Individualy protected metallic pole		-
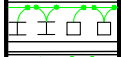	Stalp de metal protejat colectiv Collectively protected metallic pole		142 pcs
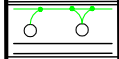	Stalp de beton protejat colectiv Collectively protected concrete pole		-
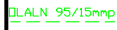 OLALN 95/15mmp	Conductor colector din otel-aluminiu 95/15 mmp Earthing conductor steel-aluminum 95/15 sq mm		4875 m
	Ancora pentru conductorul de protecţie OLALN 95/15mmp Anchor for OLALN 95/15mmp protection conductor		4 pcs
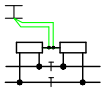	Legatura dubla la mediana bobinei de joanta Double connection at mid-point of coil		8 pcs
	Indicator restrictie gabarit Restriction indicator gauge		4 pcs
	Bobina de protectie Protection coil		2 pcs
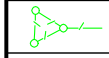	Priza de pământ Earth plate		-
	Interstitiu de scanteiere Sparking gap		16 pcs
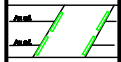	Panouri protectie Protection panel		-
	Izolator de separare electrică Sectionning insulator		6 pcs
	Placa avertizoare "STATIONAREA PE POD INTERZISA" Marker "Staying on the bridge is not permised"		-
	Subtraversare linie c.f. in tub de cauciuc Railway lines under-crossing by rubber tube		-

D			
C			
B			
A			
Indice Index	Data Date	Modificare Modification/Revision	Proiectant Designer

GUVERNUL ROMANIEI
ROMANIAN GOVERNMENT

PROIECT FINANŢAT DE UN
EUROPEAN UNION I

CLIENT / CLIENT

GRUPPO FERROVIE DELLO STATO
Joint Venture leader

CONSULTANT / CONSULTANT

Aprobat Approved	Şef proiect Project manager	R. Liuzza
Aprobat Approved	Coordonator Secţiune 1 Section 1 Coordinator	C. Gambelli
Verificat Checked	Expert Verificator Checking Expert	G. Buffarini

SUBCONTRACTANT / SUBCONTRACTOR

Aprobat Approved	Responsabil Subconsultant Subconsultant Responsible	A.Stanciu - Dinulescu
Întocmit Elaborated	Proiectant Designer	Teutu Anton

Reabilitarea liniei de cale ferata Braşov - Simeria, parte componentă a
IV Pan European, pentru circulaţia trenurilor cu viteza maximă de 1
Tronsonul: Braşov - Sighişoara
Rehabilitation of the railway line Braşov - Simeria, component Part
Pan-European Corridor, for the trains circulation with maximum speed
Section: Braşov - Sighişoara

Denumire desen / Drawing Title:

Interval Albesti - Sighisoara / Albesti - Sighi
Protecţia instalaţiilor din cale şi vecinătate / Protection of tra

Codificare / Codification System

Scara / Scale
-

EA51 01 C 20 L7 PI 00

Aprobat Consultant Approved Consultant	Aprobat CFR Approved CFR

IUNEA EUROPEANĂ
FINANCED PROJECT

C.N.C.F. "C.F.R." - S.A.

IEYER
ATEN GmbH

TECNIC
Consulting Engineers

Data Date	Semnătură Signature
12.2011	
12.2011	
12.2011	
12.2011	
12.2011	

a coridorului
160 km/h,

t of the IV
of 160 km/h,

Proiect/Project
2004/RO/16/P/PA/003

Faza / Phase:
P.Th. / T.D.

soara section
ack and proximity installations

LOT / LOT	Nr. / No 01 / 01

1 0 0 0 1 1

(297x3150)