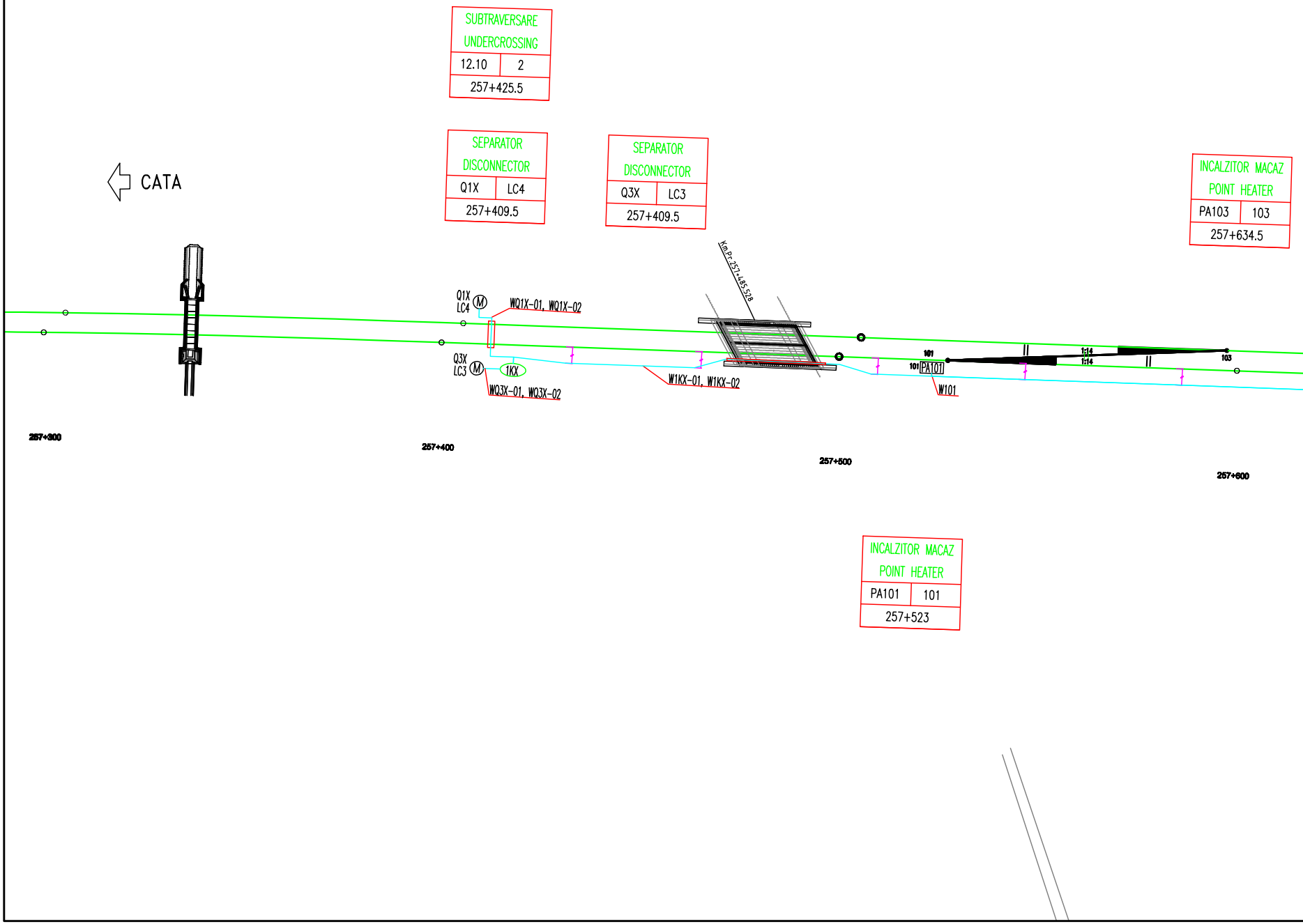
SUBTRAVERSARE
UNDERCROSSING
12.10
2
257+425.5
SEPARATOR
DISCONNECTOR
Q1X
LC4
257+409.5
SEPARATOR
DISCONNECTOR
Q3X
LC3
257+409.5
INCALZITOR MACAZ
POINT HEATER
PA103
103
257+634.5
CATA
Q1X
LC4
M
WQ1X-01, WQ1X-02
Q3X
LC3
M
1KX
WQ3X-01, WQ3X-02
W1KX-01, W1KX-02
KmPr.257+485.528
101
101
PA101
W101
1:14
1:14
103
257+300
257+400
257+500
257+600
INCALZITOR MACAZ
POINT HEATER
PA101
101
257+523

SUBTRAVERSARE UNDERCROSSING	
11.10	2
257+647.5	

INCALZITOR MACAZ POINT HEATER	
PA105	105
257+861.5	

SUBTRAVERSARE UNDERCROSSING	
11.10	2
257+829	

INCALZITOR MACAZ POINT HEATER	
PA111	111
257+840.5	

SUBTRAVERSARE UNDERCROSSING	
20.5	2
257+968	

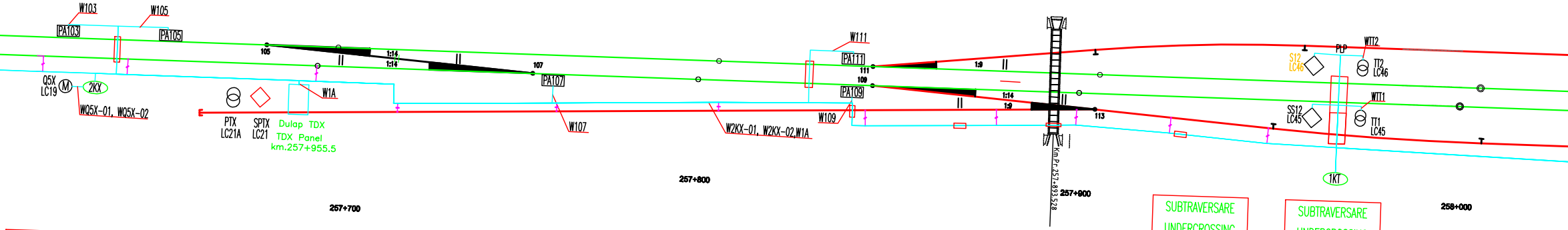
W103
W105
PA103
PA105
Q5X
LC19
M
2KX
WQ5X-01, WQ5X-02
105
1:14
1:14
107
PA107
W1A
PTX
LC21A
SPTX
LC21
Dulap TDX
TDX Panel
km.257+955.5
W107
257+700
257+800
W2KX-01, W2KX-02,W1A
W111
PA111
111
109
PA109
W109
1:9
1:14
1:9
113
Km.Pr.257+893.528
257+900
S12
LC46
PLP
WTT2
TT2
LC46
SS12
LC45
WTT1
TT1
LC45
1KT
258+000

SEPARATOR DISCONNECTOR	
Q5X	LC19
257+642	

POST TRANSFORMARE TRANSFORMER POST	
PTX	LC21A
257+685.5	

SEPARATOR DISCONNECTOR	
SPTX	LC21
257+685.5	

DULAP PANEL	
TDX	–
257+688.5	

INCALZITOR MACAZ POINT HEATER	
PA107	107
257+761.5	

INCALZITOR MACAZ POINT HEATER	
PA109	109
257+840.5	

SUBTRAVERSARE UNDERCROSSING	
4	3
257+869	

SUBTRAVERSARE UNDERCROSSING	
4	3
257+921.5	

SUBTRAVERSARE UNDERCROSSING	
11.50	1
257+968	

SEPARATOR DISCONNECTOR	
S12	LC46
257+961.5	

POST TRANSFORMARE TRANSFORMER POST	
TT2	LC46
257+961.5	

SEPARATOR DISCONNECTOR	
SS12	LC47
257+961.5	

POST TRANSFORMARE TRANSFORMER POST	
TT1	LC47
257+961.5	

Staţia Archita/ Archita Station

Pozarea cablurilor pe podurile de la km. 257+485.50, km.257+893.50, km 258+562.00, km. 258+768.50,
Cables laying-out on bridges at km. km. 257+485.50, km.257+893.50, km 258+562.00, km. 258+768.50,

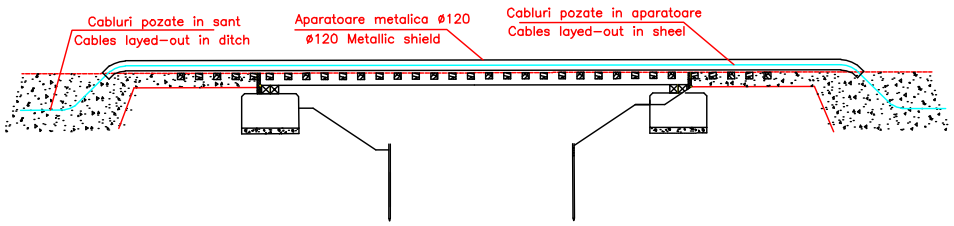
Cabluri pozate in sant
Cables layed-out in ditch
Aparatoare metalica ø120
ø120 Metallic shield
Cabluri pozate in aparatoare
Cables layed-out in sheel

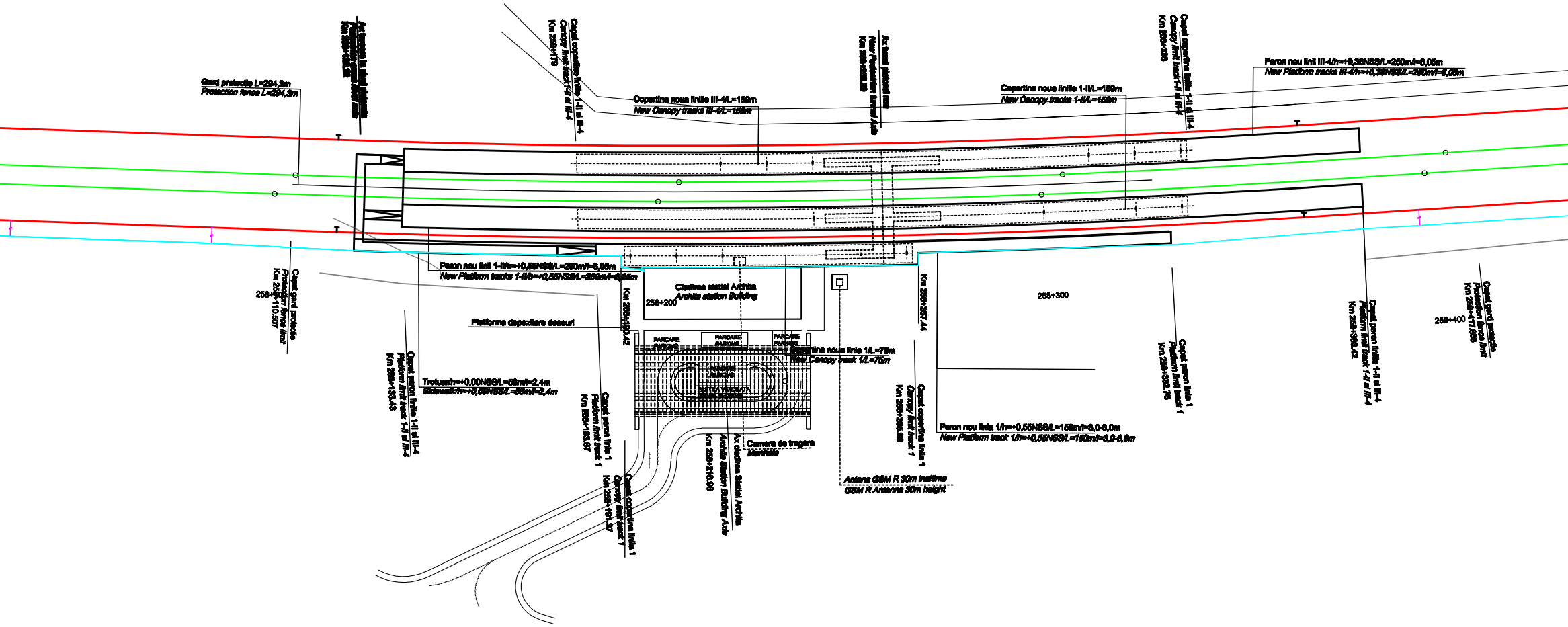
Gard protectie L=294,3m
Protection fence L=294,3m
Capat copertina liniile 1-II si III-4
Canopy limit track1-II si III-4
Km 258+178
Copertina noua liniile III-4/L=159m
New Canopy tracks III-4/L=159m
Ax tunel pietonal nou
New Pedestrian tunnel Axis
Copertina noua liniile 1-II/L=159m
New Canopy tracks 1-II/L=159m
Capat copertina liniile 1-II si III-4
Canopy limit track1-II si III-4
Km 258+338
Peron nou linii III-4/h=+0,38NSS/L=250m/l=6,05m
New Platform tracks III-4/h=+0,38NSS/L=250m/l=6,05m
Peron nou linii 1-II/h=+0,55NSS/L=250m/l=6,05m
New Platform tracks 1-II/h=+0,55NSS/L=250m/l=6,05m
Capat gard protectie
Protection fence limit
Km 258+110.507
258+100
Cladirea statiei Archita
Archita station Building
258+200
Platforma depozitare deseuri
Km 258+190.42
PARCARE
PARKING
PARCARE
PARKING
PARCARE
PARKING
Copertina noua linia 1/L=75m
New Canopy track 1/L=75m
Trotuar/h=+0,00NSS/L=58m/l=2,4m
Sidewalk/h=+0,00NSS/L=58m/l=2,4m
Capat peron liniile 1-II si III-4
Platform limit track 1-II si III-4
Km 258+133.43
Capat peron linia 1
Platform limit track 1
Km 258+183.87
Capat copertina linia 1
Canopy limit track 1
Km 258+191.37
Km 258+216.93
Ax cladirea Statiei Archita
Archita Station Building Axis
Camera de tragere
Manhole
Km 258+257.44
Capat copertina linia 1
Canopy limit track 1
Km 258+265.93
Antena GSM R 30m inaltime
GSM R Antenna 30m height
258+300
Peron nou linia 1/h=+0,55NSS/L=150m/l=3,0-6,0m
New Platform track 1/h=+0,55NSS/L=150m/l=3,0-6,0m
Capat peron linia 1
Platform limit track 1
Km 258+332.76
Capat peron liniile 1-II si III-4
Platform limit track 1-II si III-4
Km 258+383.42
258+400
Capat gard protectie
Protection fence limit
Km 258+417.888

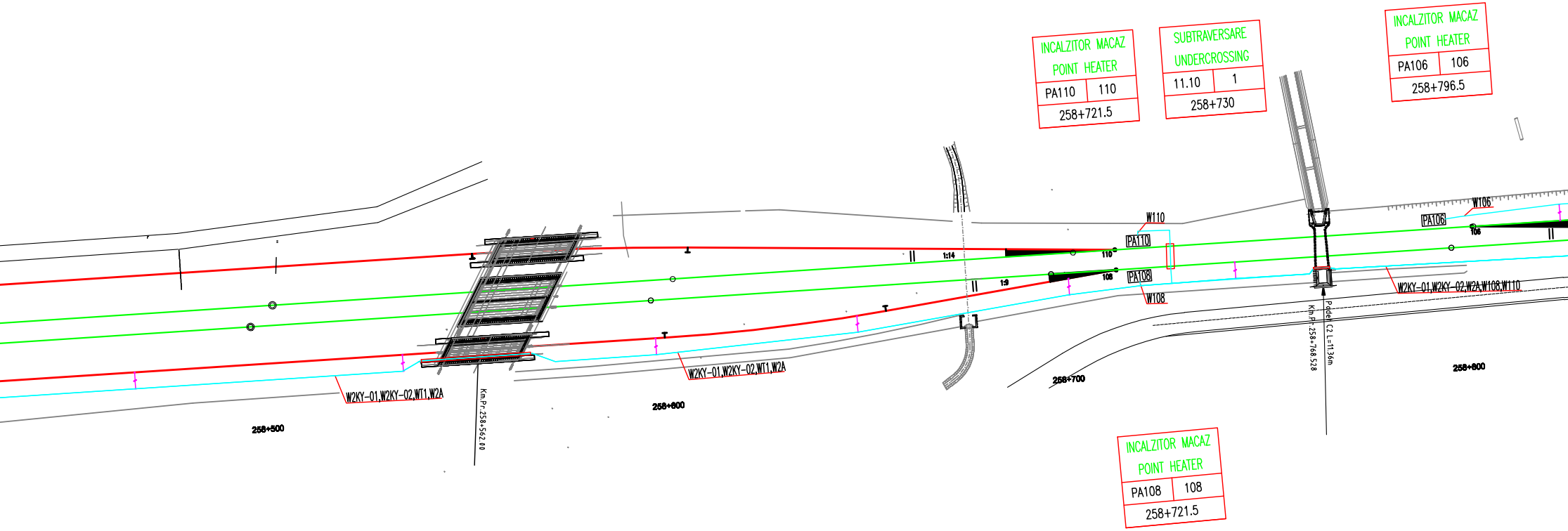
INCALZITOR MACAZ
POINT HEATER
PA110
110
258+721.5
SUBTRAVERSARE
UNDERCROSSING
11.10
1
258+730
INCALZITOR MACAZ
POINT HEATER
PA106
106
258+796.5
W110
PA110
110
1:14
1:9
108
PA108
W108
W106
PA106
106
W2KY-01,W2KY-02,W2A,W108,W110
W2KY-01,W2KY-02,WT1,W2A
W2KY-01,W2KY-02,WT1,W2A
Km.Pr.258+562.00
Km.Pr.258+768.528
Pode C2 L=11.36m
258+500
258+600
258+700
258+800
INCALZITOR MACAZ
POINT HEATER
PA108
108
258+721.5

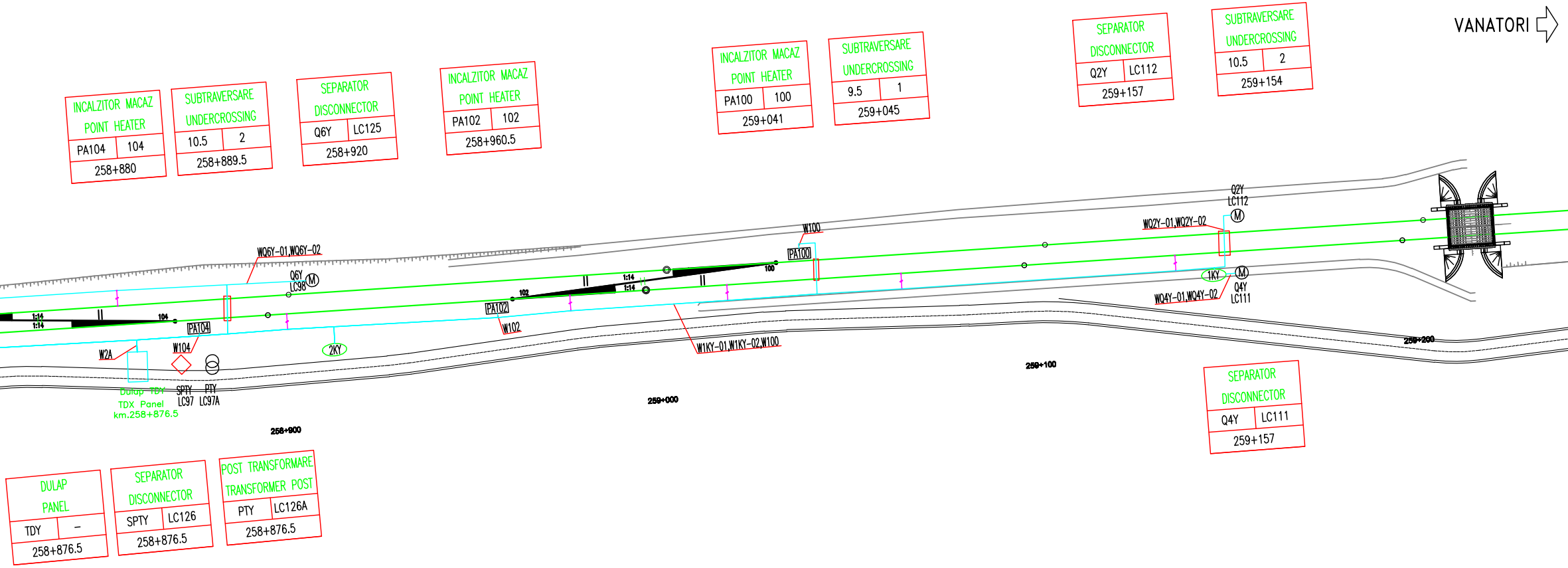
INCALZITOR MACAZ
POINT HEATER
PA104
104
258+880
SUBTRAVERSARE
UNDERCROSSING
10.5
2
258+889.5
SEPARATOR
DISCONNECTOR
Q6Y
LC125
258+920
INCALZITOR MACAZ
POINT HEATER
PA102
102
258+960.5
INCALZITOR MACAZ
POINT HEATER
PA100
100
259+041
SUBTRAVERSARE
UNDERCROSSING
9.5
1
259+045
SEPARATOR
DISCONNECTOR
Q2Y
LC112
259+157
SUBTRAVERSARE
UNDERCROSSING
10.5
2
259+154
VANATORI
WQ6Y-01,WQ6Y-02
Q6Y
LC98
M
1:14
1:14
104
PA104
W104
W2A
2KY
Dulap TDY
TDX Panel
km.258+876.5
SPTY
LC97
PTY
LC97A
258+900
102
PA102
W102
1:14
1:14
100
W100
PA100
W1KY-01,W1KY-02,W100
259+000
259+100
Q2Y
LC112
M
WQ2Y-01,WQ2Y-02
1KY
M
Q4Y
LC111
WQ4Y-01,WQ4Y-02
259+200
SEPARATOR
DISCONNECTOR
Q4Y
LC111
259+157
DULAP
PANEL
TDY
–
258+876.5
SEPARATOR
DISCONNECTOR
SPTY
LC126
258+876.5
POST TRANSFORMARE
TRANSFORMER POST
PTY
LC126A
258+876.5

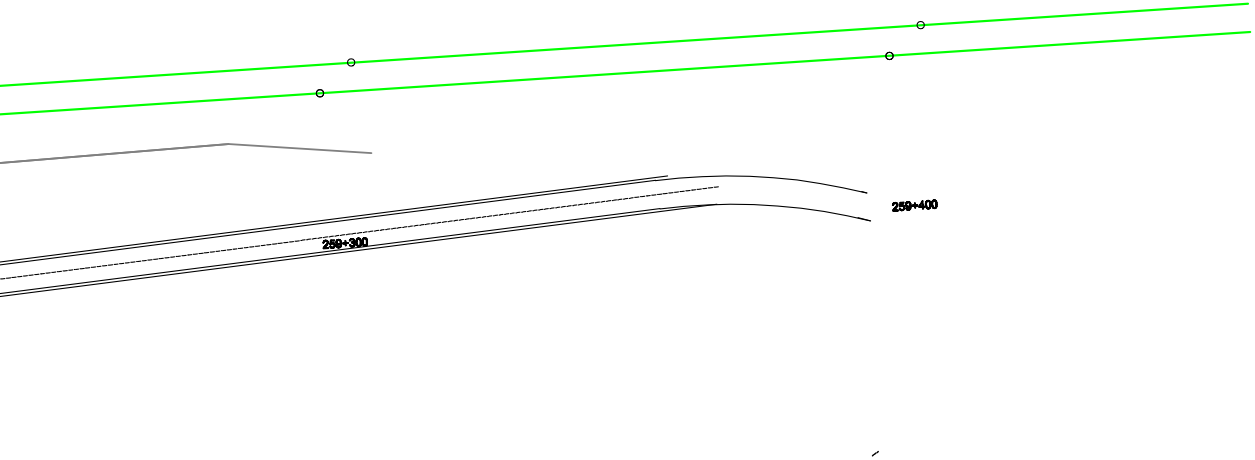
259+300
259+400

Nr. No	De la From
1	Tablou CDS DRC Panel
2	Tablou CDS DRC Panel
3	2KX
4	2KX
5	1KX
6	1KX
7	1KX
8	1KX
9	2KX
10	2KX
11	PT-CED
12	Tablou CDS DRC Panel
13	Tablou CDS DRC Panel
14	Tablou CDS DRC Panel
15	Tablou CDS DRC Panel
16	1KT
17	1KT
18	1KT
19	1KT
20	Tablou CDS DRC Panel
21	Tablou CDS DRC Panel
22	2KY
23	2KY
24	1KY
25	1KY
26	1KY
27	1KY
28	2KY
29	2KY
30	TT1
31	TT2

CABLE DESCRIPTION

DISCONNECTORS REMOTE CONTROL

La To	Tip Type	Lungime Length(m)	ID	Descriere Description
2KX	CYAbY 2x25 mm^2	700	W2KX-01	alimentare motor şi încălzire motor power-supply and heating
2KX	CSYAbY 27x1,5 mm^2	700	W2KX-02	comandă şi semnalizare / comand and signaling
1KX	CYAbY 2x25 mm^2	200	W1KX-01	alimentare şi încălzire 1KX power-supply and heating for disconnector 1KX
1KX	CSYAbY 21x1,5 mm^2	200	W1KX-02	comandă şi semnalizare separator 1KX comand and signaling for disconnector 1KX
Q1X	CYAbY 2x6 mm^2	20	WQ1X-01	alimentare şi încălzire Q1X power-supply and heating for disconnector Q1X
Q1X	CSYAbY 12x1,5 mm^2	20	WQ1X-02	comandă şi semnalizare separator Q1X comand and signaling for disconnector Q1X
Q3X	CYAbY 2x6 mm^2	20	WQ3X-01	alimentare şi încălzire Q3X power-supply and heating for disconnector Q3X
Q3X	CSYAbY 12x1,5 mm^2	20	WQ3X-02	comandă şi semnalizare separator Q3X comand and signaling for disconnector Q3X
Q5X	CYAbY 2x6 mm^2	20	WQ5X-01	alimentare şi încălzire Q5X power-supply and heating for disconnector Q5X
Q5X	CSYAbY 12x1,5 mm^2	20	WQ5X-02	comandă şi semnalizare separator Q5X comand and signaling for disconnector Q5X
tablou CED/IS panel	CYAbY 3x50 mm^2	20	WT1	alimentare tablou distributie rezerva CED power supply distribution panel IS
TT1	CSYAbY 4x4 mm^2	200	WTT1	comandă şi semnalizare separatorTT1 comand and signaling for disconnector TT1
TT2	CSYAbY 4x4 mm^2	200	WTT2	alimentare şi încălzire TT2 power-supply and heating for disconnectorTT2
1KT	CSYAbY 21x1,5 mm^2	200	W1KT-02	comandă şi semnalizare separator comand and signaling for disconnector
1KT	CYAbY 2x10 mm^2	200	W1KT-01	alimentare şi încălzire power-supply and heating for disconnector
SS12	CYAbY 2x6 mm^2	25	WSS12	alimentare motor şi încălzire motor power-supply and heating
SS12	CSYAbY 12x1,5 mm^2	25	WSS12	comandă şi semnalizare / comand and signaling
S12	CYAbY 2x6 mm^2	20	WS12	alimentare şi încălzire power-supply and heating for disconnector
S12	CSYAbY 12x1,5 mm^2	20	WS12	comandă şi semnalizare separator comand and signaling for disconnector
2KY	CYAbY 2x35 mm^2	700	W2KY-01	alimentare şi încălzire 2KY power-supply and heating for disconnector2KY
2KY	CSYAbY 27x1,5 mm^2	700	W2KY-02	comandă şi semnalizare separator2KY comand and signaling for disconnector 2KY
1KY	CYAbY 2x35 mm^2	370	W1KY-01	alimentare şi încălzire power-supply and heating for disconnector
1KY	CSYAbY 27x1,5 mm^2	370	W1KY-02	comandă şi semnalizare separator comand and signaling for disconnector
Q2Y	CYAbY 2x6 mm^2	20	WQ2Y-01	alimentare şi încălzire Q2Y power-supply and heating for disconnector Q2Y
Q2Y	CSYAbY 12x1,5 mm^2	20	WQ2Y-02	comandă şi semnalizare separator Q2Y comand and signaling for disconnector Q2Y
Q4Y	CYAbY 2x6 mm^2	20	WQ4Y-01	alimentare şi încălzire Q4Y power-supply and heating for disconnector Q4Y
Q4Y	CSYAbY 12x1,5 mm^2	20	WQ4Y-02	comandă şi semnalizare separator Q4Y comand and signaling for disconnector Q4Y
Q6Y	CYAbY 2x6 mm^2	20	WQ6Y-01	alimentare şi încălzire Q6Y power-supply and heating for disconnector Q6Y
Q6Y	CSYAbY 12x1,5 mm^2	20	WQ6Y-02	comandă şi semnalizare separator Q6Y comand and signaling for disconnector Q6Y
BJ1	CYAbY 1X50 mm^2	60		circuit retur return circuit
BJ2	CYAbY 1X50 mm^2	60		circuit retur return circuit

POINT HEATERS

Nr. No	De la From	La To	Tip Type	ID	Lungime Length [m]	Descriere Description
1	Panoul DRC	TDX	CSYAbY 12x1,5 mm^2	W1A	420	comandă şi semnalizare / comand and signaling
2	PTx	TDX	CYAbY 3x70 mm^2	WTDX	150	alimentare tablou distributie TDX power-supply for distribution box TDX
3	TDX	macaz / point 101	CYAbY 2x25 mm^2	W101	170	alimentare macaz 101 / power-supply for point 101
4	TDX	macaz / point 103	CYAbY 2x25 mm^2	W103	110	alimentare macaz 103 / power-supply for point 103
5	TDX	macaz / point 105	CYAbY 2x25 mm^2	W105	40	alimentare macaz 105 / power-supply for point 105
6	TDX	macaz / point 107	CYAbY 2x25 mm^2	W107	90	alimentare macaz 107 / power-supply for point 107
7	TDX	macaz / point 109	CYAbY 2x25 mm^2	W109	180	alimentare macaz 109 / power-supply for point 109
8	TDX	macaz / point 111	CYAbY 2x16 mm^2	W111	200	alimentare macaz 111 / power-supply for point 111
10	macaz / point 101	UT	MCGI 2X4		10	alimentare macaz 101 / power-supply for point 101
10	macaz / point 101	UT	MCGI 2X4		10	alimentare macaz 101 / power-supply for point 101
11	macaz / point 103	UT	MCGI 2X4		10	alimentare macaz 103 / power-supply for point 103
12	macaz / point 103	UT	MCGI 2X4		10	alimentare macaz 103 / power-supply for point 103
13	macaz / point 105	UT	MCGI 2X4		10	alimentare macaz 105 / power-supply for point 105
14	macaz / point 105	UT	MCGI 2X4		10	alimentare macaz 105 / power-supply for point 105
15	macaz / point 107	UT	MCGI 2X4		10	alimentare macaz 107 / power-supply for point 107
16	macaz / point 107	UT	MCGI 2X4		10	alimentare macaz 107 / power-supply for point 107
17	macaz / point 109	UT	MCGI 2X4		10	alimentare macaz 109 / power-supply for point 109
18	macaz / point 109	UT	MCGI 2X4		10	alimentare macaz 109 / power-supply for point 109
17	macaz / point 111	UT	MCGI 2X4		10	alimentare macaz 111 / power-supply for point 111
18	macaz / point 111	UT	MCGI 2X4		10	alimentare macaz 111 / power-supply for point 111
21	Panoul DRC	TDY	CSYAbY 12x1,5 mm^2	W2A	880	comandă şi semnalizare / comand and signaling
22	PTy	TDY	CYAbY 3x70 mm^2	WTDY	150	alimentare tablou distributie TDY power-supply for distribution box TDY
23	TDY	macaz / point 100	CYAbY 2x25 mm^2	W100	180	alimentare macaz 100 / power-supply for point 100
24	TDY	macaz / point 102	CYAbY 2x25 mm^2	W102	100	alimentare macaz 102 / power-supply for point 102
25	TDY	macaz / point 104	CYAbY 2x25 mm^2	W104	30	alimentare macaz 104 / power-supply for point 104
26	TDY	macaz / point 106	CYAbY 2x25mm^2	W106	100	alimentare macaz 106 / power-supply for point 106
27	TDY	macaz / point 108	CYAbY 2x16 mm^2	W108	190	alimentare macaz 108 / power-supply for point 108
28	TDY	macaz / point 110	CYAbY 2x25mm^2	W110	200	alimentare macaz 110 / power-supply for point 110
30	macaz / point 100	UT	MCGI 2X4		10	alimentare macaz 100 / power-supply for point 100
31	macaz / point 100	UT	MCGI 2X4		10	alimentare macaz 100 / power-supply for point 100
32	macaz / point 102	UT	MCGI 2X4		10	alimentare macaz 102 / power-supply for point 102
33	macaz / point 102	UT	MCGI 2X4		10	alimentare macaz 102 / power-supply for point 102
34	macaz / point 104	UT	MCGI 2X4		10	alimentare macaz 104 / power-supply for point 104
35	macaz / point 104	UT	MCGI 2X4		10	alimentare macaz 104 / power-supply for point 104
36	macaz / point 106	UT	MCGI 2X4		10	alimentare macaz 106 / power-supply for point 106
37	macaz / point 106	UT	MCGI 2X4		10	alimentare macaz 106 / power-supply for point 106
38	macaz / point 108	UT	MCGI 2X4		10	alimentare macaz 108 / power-supply for point 108
39	macaz / point 108	UT	MCGI 2X4		10	alimentare macaz 108 / power-supply for point 108
40	macaz / point 110	UT	MCGI 2X4		10	alimentare macaz 110 / power-supply for point 110
41	macaz / point 110	UT	MCGI 2X4		10	alimentare macaz 110 / power-supply for point 110
44	PTX	BJ1	CYABY 1X50 mm2		60	circuit de retur/retur circuit
45	PTY	BJ2	CYABY 1X50 mm2		60	circuit de retur/retur circuit

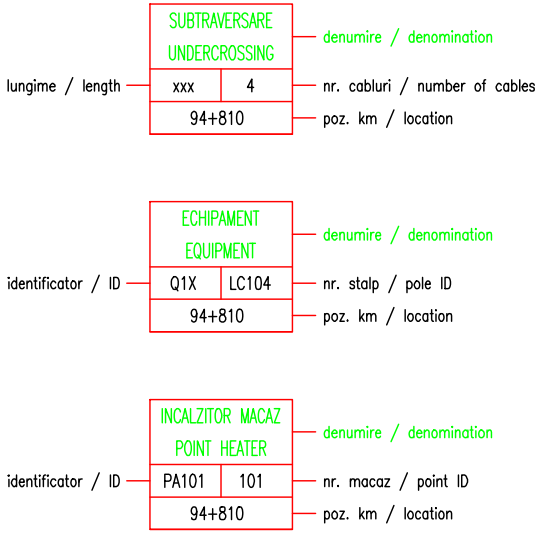
SUBTRAVERSARE
UNDERCROSSING
denumire / denomination
lungime / length
xxx
4
nr. cabluri / number of cables
94+810
poz. km / location
ECHIPAMENT
EQUIPMENT
denumire / denomination
identificator / ID
Q1X
LC104
nr. stalp / pole ID
94+810
poz. km / location
INCALZITOR MACAZ
POINT HEATER
denumire / denomination
identificator / ID
PA101
101
nr. macaz / point ID
94+810
poz. km / location

Legenda/Legend:

Cabluri	—	Cables
Subtraversare in tub de PVC	▭	Rail undercrossing in PVC tube
Cutie distributie	(1KX)	Distribution box
Dispozitiv electric	Ⓜ	Eletrical operating device
Dispozitiv manual	◇	Manual operating device
Post transformare	⊜	Transformer post
Cutie aparataj	PA106	Equipment box
Cod identificare cablu	W101, W103......	Cable ID
Numar separator si stalpul pe care este montat	Q4Y LC180	Disconnector number and pole on which is mounted

D					
C					
B					
A					
Indice Index	Data Date	Modificare Modification/Revision	Proiectant Designer	Aprobat Consultant Approved Consultant	Aprobat CFR Approved CFR

GUVERNUL ROMANIEI
MANIAN GOVERNMENT

PROIECT FINANŢAT DE UNIUNEA EUROPEANĂ
EUROPEAN UNION FINANCED PROJECT

C.N.C.F. "C.F.R." - S.A.

CLIENT / CLIENT

ITALFERR
GRUPPO FERROVIE DELLO STATO
Joint Venture leader

Scott Wilson

OBERMEYER
PLANEN + BERATEN GmbH

TECNIC
Consulting Engineers

CONSULTANT / CONSULTANT

			Data Date	Semnătură Signature
Aprobat Approved	Şef proiect Project manager	R. Liuzza	11.2011	
Aprobat Approved	Coordonator Secţiune 1 Section 1 Coordinator	C. Gambelli	11.2011	
Verificat Checked	Expert Verificator Checking Expert	G. Buffarini	11.2011	

SUBCONTRACTANT / SUBCONTRACTOR

AREX COMPANY

Aprobat Approved	Responsabil Subcontractant Subcontractor Responsible	A.Stanciu - Dinulescu	11.2011	
Întocmit Elaborated	Proiectant Designer	M. Priporeanu	11.2011	

Reabilitarea liniei de cale ferata Braşov - Simeria, parte componentă a coridorului IV Pan European, pentru circulaţia trenurilor cu viteza maximă de 160 km/h, Tronsonul : Braşov - Sighişoara

Rehabilitation of the railway line Braşov - Simeria, component Part of the IV Pan-European Corridor, for the trains circulation with maximum speed of 160 km/h, Section : Braşov - Sighişoara

Proiect/Project
2004/RO/16/P/PA/003

Faza / Phase:
D.E. / E.D.

Denumire desen / Drawing Title :

Staţia c.f ARCHITA/ ARCHITA railway station
Plan trasee cabluri exterioare / Plan for outdoor cable routes

Codificare / Codification System	Scara / Scale 1:1000	LOT / LOT	Nr. / No 01 / 01

E A 5 1 0 1 E 1 5 D X E G 0 0 8 5 0 0 5 0

297X3100