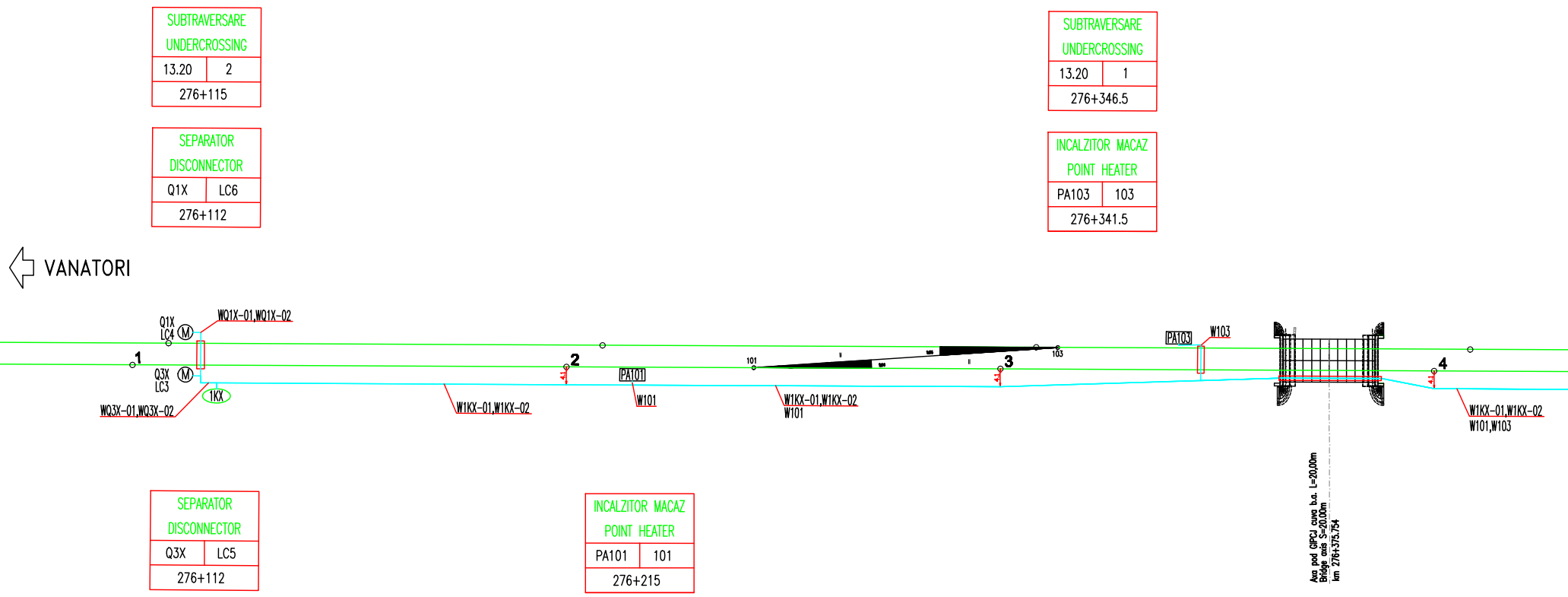

SUBTRAVERSARE UNDERCROSSING	
13.20	2
276+115	

SEPARATOR DISCONNECTOR	
Q1X	LC6
276+112	

SUBTRAVERSARE UNDERCROSSING	
13.20	1
276+346.5	

INCALZITOR MACAZ POINT HEATER	
PA103	103
276+341.5	

SEPARATOR DISCONNECTOR	
Q3X	LC5
276+112	

INCALZITOR MACAZ POINT HEATER	
PA101	101
276+215	

VANATORI
Q1X
LC4
WQ1X-01,WQ1X-02
1
Q3X
LC3
1KX
WQ3X-01,WQ3X-02
W1KX-01,W1KX-02
2
PA101
W101
101
W1KX-01,W1KX-02
W101
3
103
PA103
W103
4
W1KX-01,W1KX-02
W101,W103
Axa pod GIPCJ cuva b.a. L=20,00m
Bridge axis S=20.00m
km 276+375.754

SUBTRAVERSARE UNDERCROSSING	
13.20	1
276+514	

SUBTRAVERSARE UNDERCROSSING	
13.20	1
276+676.5	

INCALZITOR MACAZ POINT HEATER	
PA105	105
276+518.5	

Ax pasaj la nivel L=5.50m
Axis level crossing L=5,50m
km 276+671

INCALZITOR MACAZ POINT HEATER	
PA109	109
276+678.5	

INCALZITOR MACAZ POINT HEATER	
PA113	113
276+731.5	

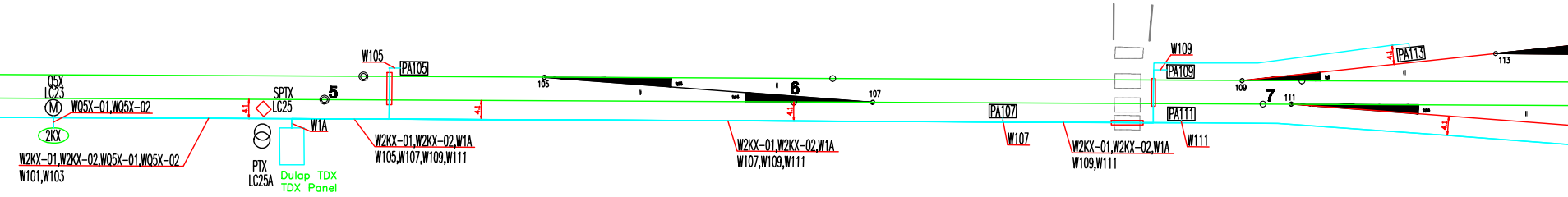
Q5X
LC23
M
WQ5X-01,WQ5X-02
2KX
W2KX-01,W2KX-02,WQ5X-01,WQ5X-02
W101,W103
4.1
SPTX
LC25
5
PTX
LC25A
W1A
Dulap TDX
TDX Panel
W105
PA105
4.1
W2KX-01,W2KX-02,W1A
W105,W107,W109,W111
105
6
107
4.1
W2KX-01,W2KX-02,W1A
W107,W109,W111
PA107
W107
W2KX-01,W2KX-02,W1A
W109,W111
W109
PA109
PA111
W111
109
7
111
PA113
113
4.1
4.1

SEPARATOR DISCONNECTOR	
Q5X	LC23
276+442	

SEPARATOR DISCONNECTOR	
SPTX	LC25
276+487	

DULAP PANEL	
TDX	–
276+490	

POST TRANSFORMARE TRANSFORMER POST	
PTX	LC25A
276+487	

INCALZITOR MACAZ POINT HEATER	
PA107	107
276+644.5	

INCALZITOR MACAZ POINT HEATER	
PA111	111
276+678.5	

Staţia Albeşti/ Albeşti Station

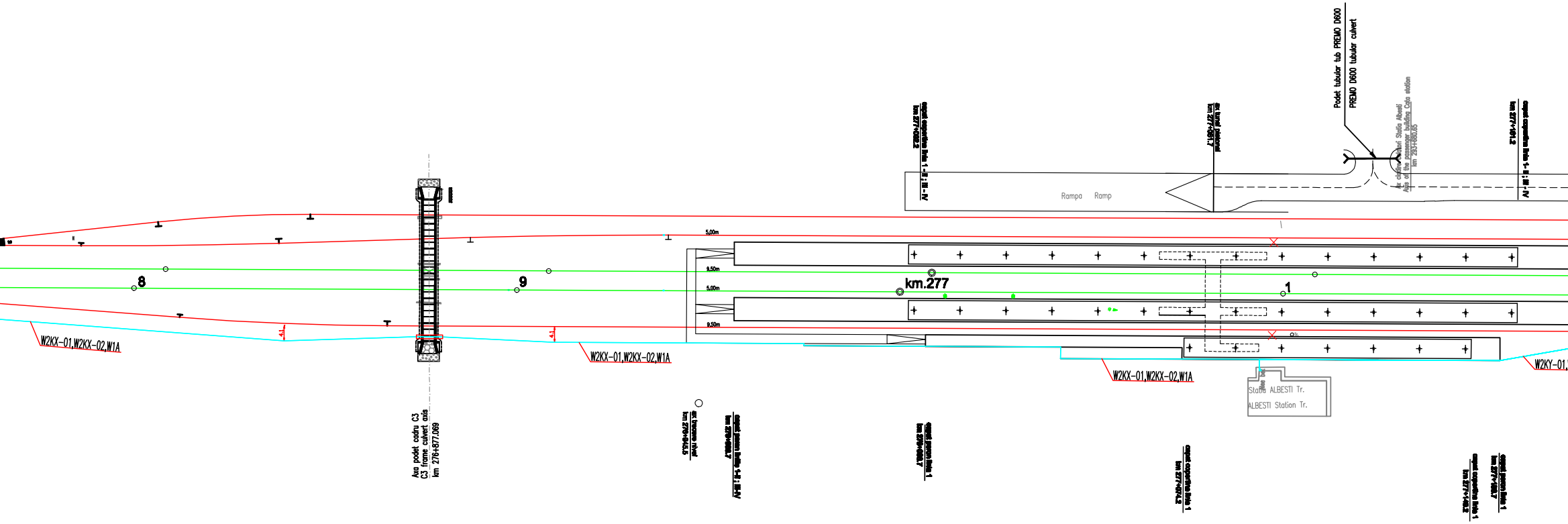
Podet tubular tub PREMO D600
PREMO D600 tubular culvert
Ax cladire calatori Statia Albesti
Axis of the passenger building Cata station
km 293+880.65
Rampa
Ramp
5,00m
9,50m
5,00m
9,50m
8
9
km.277
1
W2KX-01,W2KX-02,W1A
W2KX-01,W2KX-02,W1A
W2KX-01,W2KX-02,W1A
W2KY-01,
Statia ALBESTI Tr.
ALBESTI Station Tr.
Axa podet cadru C3
C3 frame culvert axis
km 276+877.069

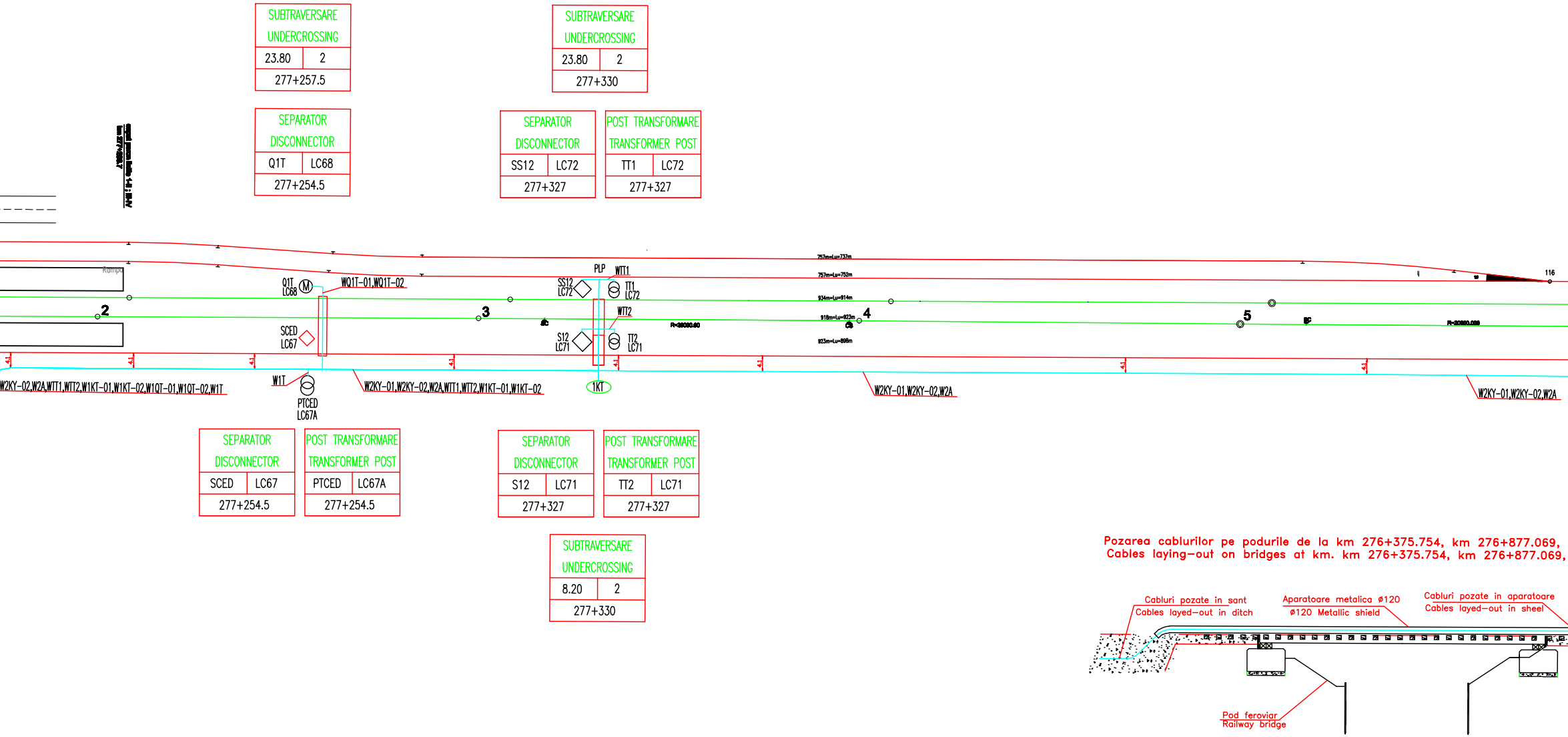

SUBTRAVERSARE
UNDERCROSSING
23.80
2
277+257.5
SUBTRAVERSARE
UNDERCROSSING
23.80
2
277+330
SEPARATOR
DISCONNECTOR
Q1T
LC68
277+254.5
SEPARATOR
DISCONNECTOR
SS12
LC72
277+327
POST TRANSFORMARE
TRANSFORMER POST
TT1
LC72
277+327
Rampa
2
3
4
5
116
Q1T
LC68
M
WQ1T-01,WQ1T-02
SCED
LC67
PLP
WTT1
SS12
LC72
TT1
LC72
WTT2
S12
LC71
TT2
LC71
757m=Lu=737m
757m=Lu=752m
934m=Lu=914m
918m=Lu=923m
923m=Lu=898m
4.1
W2KY-02,W2A,WTT1,WTT2,W1KT-01,W1KT-02,W1QT-01,W1QT-02,W1T
W1T
PTCED
LC67A
W2KY-01,W2KY-02,W2A,WTT1,WTT2,W1KT-01,W1KT-02
1KT
W2KY-01,W2KY-02,W2A
W2KY-01,W2KY-02,W2A
SEPARATOR
DISCONNECTOR
SCED
LC67
277+254.5
POST TRANSFORMARE
TRANSFORMER POST
PTCED
LC67A
277+254.5
SEPARATOR
DISCONNECTOR
S12
LC71
277+327
POST TRANSFORMARE
TRANSFORMER POST
TT2
LC71
277+327
SUBTRAVERSARE
UNDERCROSSING
8.20
2
277+330
Cabluri pozate in sant
Cables layed–out in ditch
Aparatoare metalica ø120
ø120 Metallic shield
Cabluri pozate in aparatoare
Cables layed–out in sheel
Pod feroviar
Railway bridge

Pozarea cablurilor pe podurile de la km 276+375.754, km 276+877.069,
Cables laying–out on bridges at km. km 276+375.754, km 276+877.069,

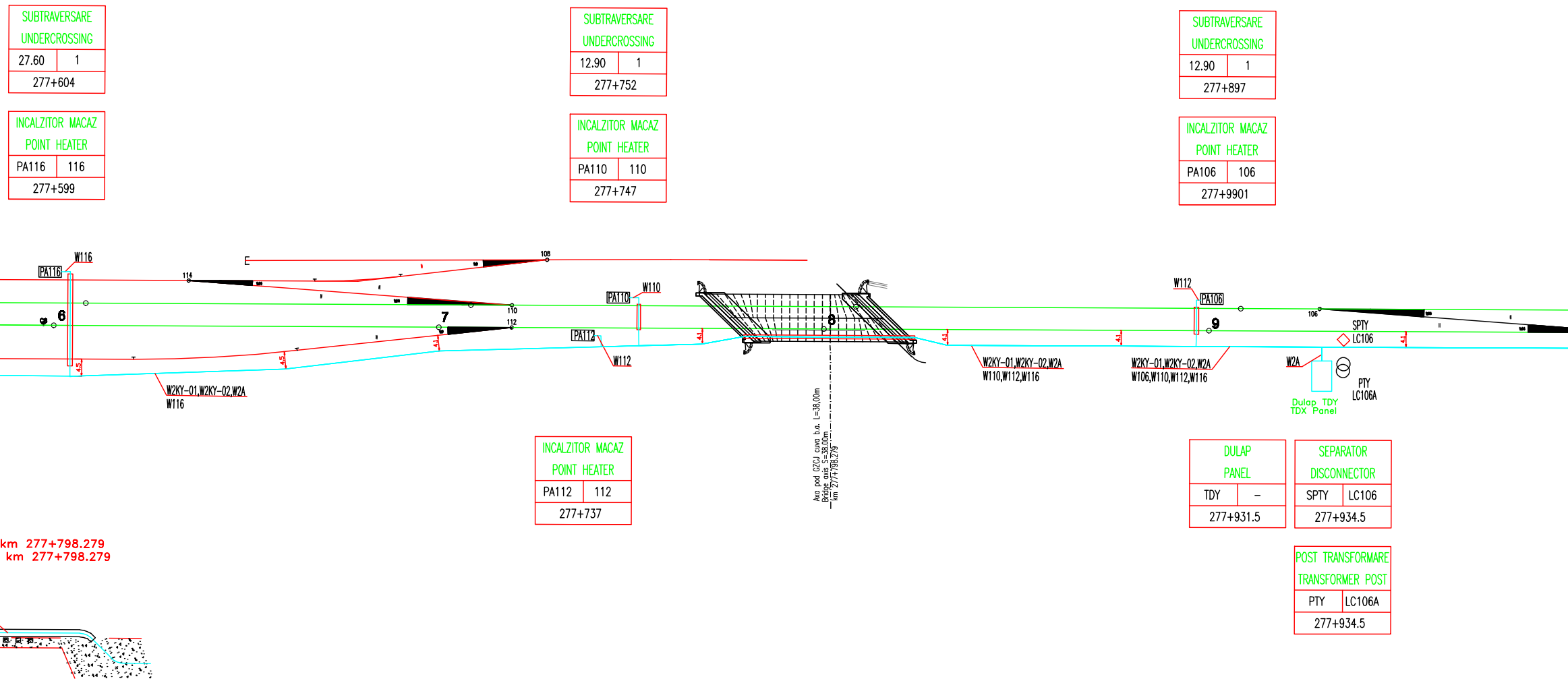

W116
PA116
6
114
108
E
110
112
7
W2KY-01,W2KY-02,W2A
W116
4.5
4.5
4.1
PA110
W110
PA112
W112
4.1
8
4.1
Axa pod GZCJ cuva b.a. L=38,00m
Bridge axis S=38.00m
km 277+798.279
W2KY-01,W2KY-02,W2A
W110,W112,W116
W112
PA106
9
4.1
W2KY-01,W2KY-02,W2A
W106,W110,W112,W116
106
SPTY
LC106
4.1
W2A
Dulap TDY
TDX Panel
PTY
LC106A
km 277+798.279
km 277+798.279

SUBTRAVERSARE UNDERCROSSING	
27.60	1
277+604	

INCALZITOR MACAZ POINT HEATER	
PA116	116
277+599	

SUBTRAVERSARE UNDERCROSSING	
12.90	1
277+752	

INCALZITOR MACAZ POINT HEATER	
PA110	110
277+747	

SUBTRAVERSARE UNDERCROSSING	
12.90	1
277+897	

INCALZITOR MACAZ POINT HEATER	
PA106	106
277+9901	

INCALZITOR MACAZ POINT HEATER	
PA112	112
277+737	

DULAP PANEL	
TDY	–
277+931.5	

SEPARATOR DISCONNECTOR	
SPTY	LC106
277+934.5	

POST TRANSFORMARE TRANSFORMER POST	
PTY	LC106A
277+934.5	

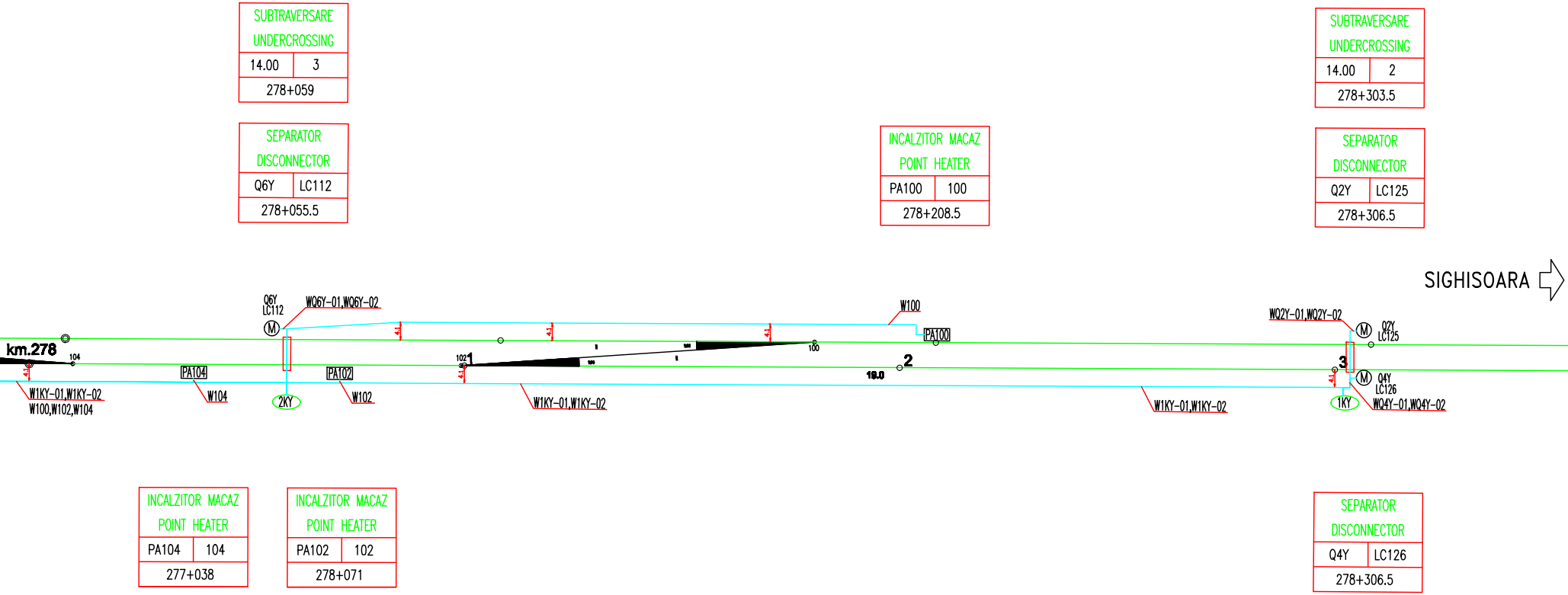

SUBTRAVERSARE
UNDERCROSSING
14.00
3
278+059
SEPARATOR
DISCONNECTOR
Q6Y
LC112
278+055.5
INCALZITOR MACAZ
POINT HEATER
PA100
100
278+208.5
SUBTRAVERSARE
UNDERCROSSING
14.00
2
278+303.5
SEPARATOR
DISCONNECTOR
Q2Y
LC125
278+306.5
SIGHISOARA
Q6Y
LC112
WQ6Y-01,WQ6Y-02
W100
WQ2Y-01,WQ2Y-02
Q2Y
LC125
km.278
104
PA104
PA102
102
1
100
PA100
2
19.0
3
Q4Y
LC126
W1KY-01,W1KY-02
W100,W102,W104
W104
2KY
W102
W1KY-01,W1KY-02
W1KY-01,W1KY-02
1KY
WQ4Y-01,WQ4Y-02
4.1
INCALZITOR MACAZ
POINT HEATER
PA104
104
277+038
INCALZITOR MACAZ
POINT HEATER
PA102
102
278+071
SEPARATOR
DISCONNECTOR
Q4Y
LC126
278+306.5

CABLE DESCRIPTION

DISCONNECTORS REMOTE CONTROL

Nr. No	De la From	La To	Tip Type	Lungime Length(m)	ID	Descriere Description
1	Tablou CDS DRC Panel	2KX	CYAbY 2x35 mm^2	720	W2KX-01	alimentare motor şi încălzire motor power-supply and heating
2	Tablou CDS DRC Panel	2KX	CSYEAbY 27x1,5 mm2	720	W2KX-02	comandă şi semnalizare / comand and signaling
3	2KX	1KX	CYAbY 2x35 mm^2	400	W1KX-01	alimentare şi încălzire 3KX power-supply and heating for disconnector 3KX
4	2KX	1KX	CSYEAbY 21x1,5 mm2	400	W1KX-02	comandă şi semnalizare separator 3KX comand and signaling for disconnector 3KX
5	1KX	Q1X	CYAbY 2x6 mm^2	20	WQ1X-01	alimentare şi încălzire Q1X power-supply and heating for disconnector Q1X
6	1KX	Q1X	CSYEAbY 12x1,5 mm2	20	WQ1X-02	comandă şi semnalizare separator Q1X comand and signaling for disconnector Q1X
7	1KX	Q3X	CYAbY 2x6 mm^2	15	WQ3X-01	alimentare şi încălzire Q3X power-supply and heating for disconnector Q3X
8	1KX	Q3X	CSYEAbY 12x1,5 mm2	15	WQ3X-02	comandă şi semnalizare separator Q3X comand and signaling for disconnector Q3X
9	2KX	Q5X	CYAbY 2x6 mm^2	15	WQ5X-01	alimentare şi încălzire Q5X power-supply and heating for disconnector Q5X
10	2KX	Q5X	CSYEAbY 12x1,5 mm2	15	WQ5X-02	comandă şi semnalizare separator Q5X comand and signaling for disconnector Q5X
11	PT-CED	tablou CED/IS panel	CYAbY 3x120 mm^2	150	WT 1	alimentare tablou distributie rezerva CED power supply distribution panel IS
12	Tablou CDS DRC Panel	Q1T	CYAbY 2x10 mm^2	220	WQ1T-01	alimentare şi încălzire Q1T power-supply and heating for disconnector Q1T
13	Tablou CDS DRC Panel	Q1T	CSYEAbY 12x1,5 mm2	220	WQ1T-02	comandă şi semnalizare separator Q1T comand and signaling for disconnector Q1T
14	Tablou CDS DRC Panel	TT 1	CSYEAbY 5x2,5 mm2	330	WTT 1	comandă şi semnalizare separatorTT 1 comand and signaling for disconnector TT 1
15	Tablou CDS DRC Panel	TT 2	CSYEAbY 5x2,5 mm2	320	WTT 2	alimentare şi încălzire TT 2 power-supply and heating for disconnectorTT 2
16	Tablou CDS DRC Panel	1KT	CSYEAbY 21x1,5 mm2	300	W1KT-02	comandă şi semnalizare separator comand and signaling for disconnector
17	Tablou CDS DRC Panel	1KT	CYAbY 2x10 mm^2	300	W1KT-01	alimentare şi încălzire power-supply and heating for disconnector
18	1KT	SS12	CYAbY 2x6 mm^2	25	WSS12	alimentare motor şi încălzire motor power-supply and heating
19	1KT	SS12	CSYEAbY 12x1,5 mm2	25	WSS12	comandă şi semnalizare / comand and signaling
20	1KT	S12	CYAbY 2x6 mm^2	20	WS12	alimentare şi încălzire power-supply and heating for disconnector
21	1KT	S12	CSYEAbY 12x1,5 mm2	20	WS12	comandă şi semnalizare separator comand and signaling for disconnector
22	Tablou CDS DRC Panel	2KY	CYAbY 2x35 mm^2	950	W2KY-01	alimentare şi încălzire 2KY power-supply and heating for disconnector2KY
23	Tablou CDS DRC Panel	2KY	CSYEAbY 27x1,5 mm2	950	W2KY-02	comandă şi semnalizare separator2KY comand and signaling for disconnector 2KY
24	2KY	1KY	CYAbY 2x35 mm^2	350	W1KY-01	alimentare şi încălzire power-supply and heating for disconnector
25	2KY	1KY	CSYEAbY 21x1,5 mm2	350	W1KY-02	comandă şi semnalizare separator comand and signaling for disconnector
26	1KY	Q2Y	CYAbY 2x6 mm^2	20	WQ2Y-01	alimentare şi încălzire Q2Y power-supply and heating for disconnector Q2Y
27	1KY	Q2Y	CSYEAbY 12x1,5 mm2	20	WQ2Y-02	comandă şi semnalizare separator Q2Y comand and signaling for disconnector Q2Y
28	1KY	Q4Y	CYAbY 2x6 mm^2	15	WQ4Y-01	alimentare şi încălzire Q4Y power-supply and heating for disconnector Q4Y
29	1KY	Q4Y	CSYEAbY 12x1,5 mm2	15	WQ4Y-02	comandă şi semnalizare separator Q4Y comand and signaling for disconnector Q4Y
30	2KY	Q6Y	CYAbY 2x6 mm^2	20	WQ6Y-01	alimentare şi încălzire Q6Y power-supply and heating for disconnector Q6Y
31	2KY	Q6Y	CSYEAbY 12x1,5 mm2	20	WQ6Y-02	comandă şi semnalizare separator Q6Y comand and signaling for disconnector Q6Y
32	TT 1	BJ1	CYAbY 1X50 mm^2	30		circuit retur return circuit
33	TT 2	BJ2	CYAbY 1X50 mm^2	30		circuit retur return circuit

POINT HEATERS

Nr. No	De la From	La To	Tip Type	ID	Lungime Length	Descriere Description
1	Panoul DRC	TDX	CSYAbY 12x1,5 mm^2	W1A	840	comandă şi semnalizare / comand and signaling
2	PTx	TDX	CYAbY 3x70 mm^2	WTDX	150	alimentare tablou distributie TDX power-supply for distribution box TDX
3	TDX	macaz / point 101	CYAbY 2x35 mm^2	W101	270	alimentare macaz 101 / power-supply for point 101
4	TDX	macaz / point 103	CYAbY 2x25 mm^2	W103	210	alimentare macaz 103 / power-supply for point 103
5	TDX	macaz / point 105	CYAbY 2x25 mm^2	W105	90	alimentare macaz 105 / power-supply for point 105
6	TDX	macaz / point 107	CYAbY 2x25 mm^2	W107	140	alimentare macaz 107 / power-supply for point 107
7	TDX	macaz / point 109	CYAbY 2x16 mm^2	W109	240	alimentare macaz 109 / power-supply for point 109
8	TDX	macaz / point 111	CYAbY 2x25 mm^2	W111	240	alimentare macaz 111 / power-supply for point 111
9	TDX	macaz / point 113	CYAbY 2x25 mm^2	W113	300	alimentare macaz 113 / power-supply for point 113
10	macaz / point 101	UT	MCGI 2X4		10	alimentare macaz 101 / power-supply for point 101
11	macaz / point 101	UT	MCGI 2X4		10	alimentare macaz 101 / power-supply for point 101
12	macaz / point 103	UT	MCGI 2X4		10	alimentare macaz 103 / power-supply for point 103
13	macaz / point 103	UT	MCGI 2X4		10	alimentare macaz 103 / power-supply for point 103
14	macaz / point 105	UT	MCGI 2X4		10	alimentare macaz 105 / power-supply for point 105
15	macaz / point 105	UT	MCGI 2X4		10	alimentare macaz 105 / power-supply for point 105
16	macaz / point 107	UT	MCGI 2X4		10	alimentare macaz 107 / power-supply for point 107
17	macaz / point 107	UT	MCGI 2X4		10	alimentare macaz 107 / power-supply for point 107
18	macaz / point 109	UT	MCGI 2X4		10	alimentare macaz 109 / power-supply for point 109
19	macaz / point 109	UT	MCGI 2X4		10	alimentare macaz 109 / power-supply for point 109
20	macaz / point 111	UT	MCGI 2X4		10	alimentare macaz 111 / power-supply for point 111
21	macaz / point 111	UT	MCGI 2X4		10	alimentare macaz 111 / power-supply for point 111
22	macaz / point 113	UT	MCGI 2X4		10	alimentare macaz 113 / power-supply for point 113
23	macaz / point 113	UT	MCGI 2X4		10	alimentare macaz 113 / power-supply for point 113
24	Panoul DRC	TDY	CSYAbY 12x1,5 mm^2	W2A	750	comandă şi semnalizare / comand and signaling
25	PTy	TDY	CYAbY 3x70 mm^2	WTDY	150	alimentare tablou distributie TDY power-supply for distribution box TDY
26	TDY	macaz / point 100	CYAbY 2x35 mm^2	W100	270	alimentare macaz 100 / power-supply for point 100
27	TDY	macaz / point 102	CYAbY 2x25 mm^2	W102	180	alimentare macaz 102 / power-supply for point 102
28	TDY	macaz / point 104	CYAbY 2x25 mm^2	W104	90	alimentare macaz 104 / power-supply for point 104
29	TDY	macaz / point 106	CYAbY 2x25mm^2	W106	40	alimentare macaz 106 / power-supply for point 106
30	TDY	macaz / point 110	CYAbY 2x35mm^2	W110	250	alimentare macaz 110 / power-supply for point 110
31	TDY	macaz / point 112	CYAbY 2x25 mm^2	W112	250	alimentare macaz 112 / power-supply for point 112
32	TDY	macaz / point 116	CYAbY 2x25 mm^2	W116	290	alimentare macaz 116 / power-supply for point 116
33	macaz / point 100	UT	MCGI 2X4		10	alimentare macaz 100 / power-supply for point 100
34	macaz / point 100	UT	MCGI 2X4		10	alimentare macaz 100 / power-supply for point 100
35	macaz / point 102	UT	MCGI 2X4		10	alimentare macaz 102 / power-supply for point 102
36	macaz / point 102	UT	MCGI 2X4		10	alimentare macaz 102 / power-supply for point 102
37	macaz / point 104	UT	MCGI 2X4		10	alimentare macaz 104 / power-supply for point 104
38	macaz / point 104	UT	MCGI 2X4		10	alimentare macaz 104 / power-supply for point 104
39	macaz / point 106	UT	MCGI 2X4		10	alimentare macaz 106 / power-supply for point 106
40	macaz / point 106	UT	MCGI 2X4		10	alimentare macaz 106 / power-supply for point 106
41	macaz / point 110	UT	MCGI 2X4		10	alimentare macaz 110 / power-supply for point 110
42	macaz / point 110	UT	MCGI 2X4		10	alimentare macaz 110 / power-supply for point 110
43	macaz / point 112	UT	MCGI 2X4		10	alimentare macaz 112 / power-supply for point 112
44	macaz / point 112	UT	MCGI 2X4		10	alimentare macaz 112 / power-supply for point 112
45	macaz / point 116	UT	MCGI 2X4		10	alimentare macaz 116 / power-supply for point 116
46	macaz / point 116	UT	MCGI 2X4		10	alimentare macaz 116 / power-supply for point 116
47	PTX	BJ1	CYABY 1X50 mm2		60	circuit de retur/retur circuit
48	PTY	BJ2	CYABY 1X50 mm2		60	circuit de retur/retur circuit

SUBTRAVERSARE UNDERCROSSING		denumire / denomination
xxx	4	nr. cabluri / number of cables
94+810		poz. km / location

lungime / length

ECHIPAMENT EQUIPMENT		denumire / denomination
Q1X	LC104	nr. stalp / pole ID
94+810		poz. km / location

identificator / ID

INCALZITOR MACAZ POINT HEATER		denumire / denomination
PA101	101	nr. macaz / point ID
94+810		poz. km / location

identificator / ID

Legenda/Legend:

Cabluri	―	Cables
Subtraversare in tub de PVC	▭	Rail undercrossing in PVC tube
Cutie distributie	1KX	Distribution box
Dispozitiv electric	Ⓜ	Eletrical operating device
Dispozitiv manual	◇	Manual operating device
Post transformare	8	Transformer post
Cutie aparataj	PA106	Equipment box
Cod identificare cablu	W101, W103......	Cable ID
Numar separator si stalpul pe care este montat	Q4Y LC180	Disconnector number and pole on which is mounted

D					
C					
B					
A					
Indice Index	Data Date	Modificare Modification/Revision	Proiectant Designer	Aprobat Consultant Approved Consultant	Aprobat CFR Approved CFR

GUVERNUL ROMANIEI
ROMANIAN GOVERNMENT

PROIECT FINANŢAT DE UNIUNEA EUROPEANĂ
EUROPEAN UNION FINANCED PROJECT

CLIENT / CLIENT

C.N.C.F. "C.F.R." - S.A.

ITALFERR
GRUPPO FERROVIE DELLO STATO
Joint Venture leader

Scott Wilson

OBERMEYER
PLANEN + BERATEN GmbH

TECNIC
Consulting Engineers

CONSULTANT / CONSULTANT

			Data Date	Semnătură Signature
Aprobat Approved	Şef proiect Project manager	R. Liuzza	11.2011	
Aprobat Approved	Coordonator Secţiune 1 Section 1 Coordinator	C. Gambelli	11.2011	
Verificat Checked	Expert Verificator Checking Expert	G. Buffarini	11.2011	

SUBCONTRACTANT / SUBCONTRACTOR

AREX COMPANY

Aprobat Approved	Responsabil Subcontractant Subcontractor Responsible	A.Stanciu - Dinulescu	11.2011	
Întocmit Elaborated	Proiectant Designer	M. Priporeanu	11.2011	

Reabilitarea liniei de cale ferata Braşov - Simeria, parte componentă a coridorului IV Pan European, pentru circulaţia trenurilor cu viteza maximă de 160 km/h, Tronsonul : Braşov - Sighişoara

Rehabilitation of the railway line Braşov - Simeria, component Part of the IV Pan-European Corridor, for the trains circulation with maximum speed of 160 km/h, Section : Braşov - Sighişoara

Proiect/Project
2004/RO/16/P/PA/003

Faza / Phase:
D.E. / E.D.

Denumire desen / Drawing Title :

Staţia c.f ALBEŞTI / ALBEŞTI railway station
Plan trasee cabluri exterioare / Plan for outdoor cable routes

Codificare / Codification System	Scara / Scale 1:1000	LOT / LOT	Nr. / No 01 / 01

E A 5 1 | 0 1 | E | 1 9 | D X | E G | 0 1 | 0 | 5 | 0 0 5 | 0

297x3100