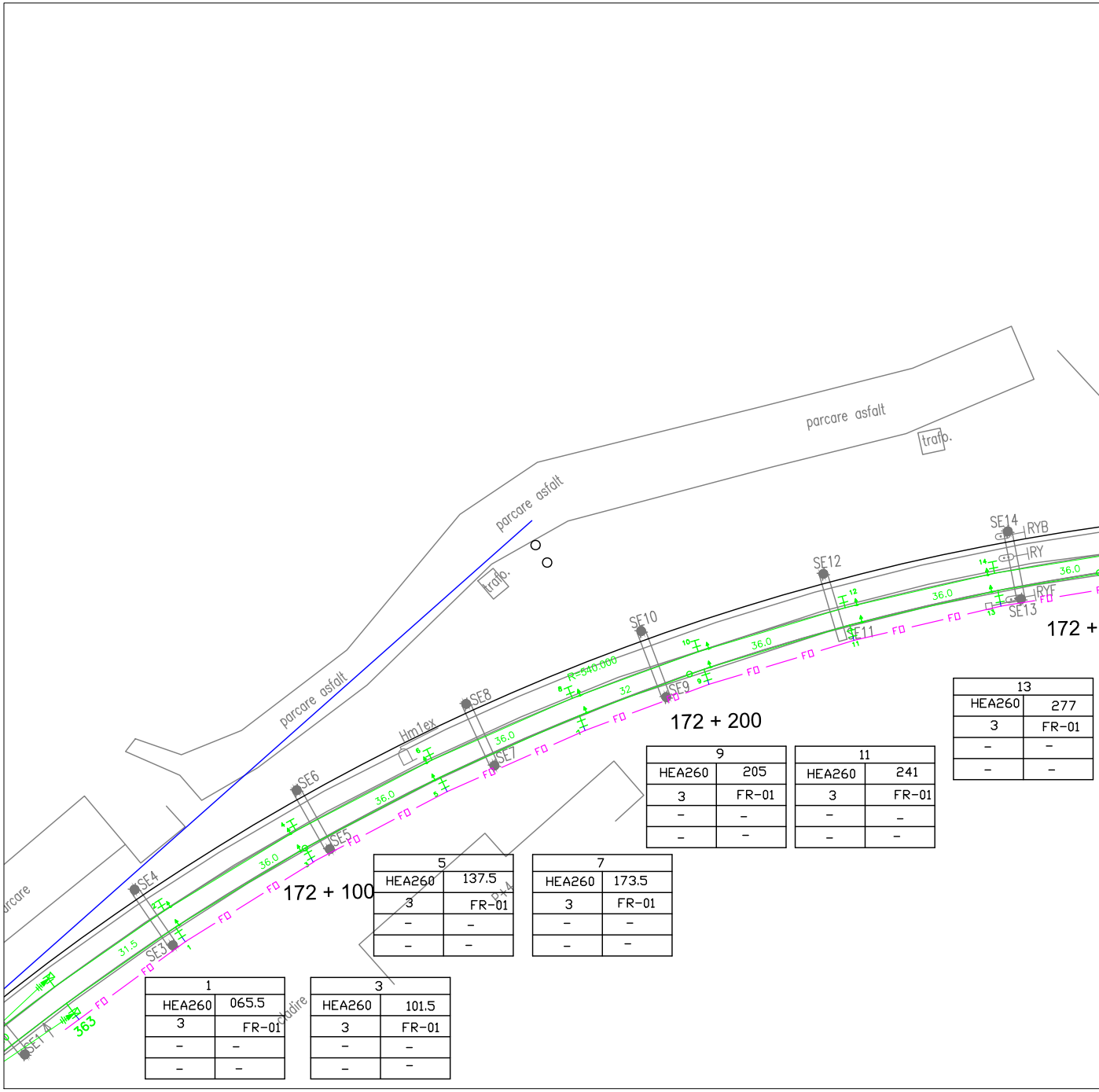
parcare asfalt
trafo.
parcare asfalt
trafo.
parcare asfalt
parcare
Hm1ex
R=540.000
SE1 A
SE3
SE4
SE5
SE6
SE7
SE8
SE9
SE10
SE11
SE12
SE13
SE14
RYB
RY
RYF
363
31.5
36.0
32
FD
172 + 100
172 + 200
172 +
1
HEA260
065.5
3
FR-01
3
HEA260
101.5
3
FR-01
5
HEA260
137.5
3
FR-01
7
HEA260
173.5
3
FR-01
9
HEA260
205
3
FR-01
11
HEA260
241
3
FR-01
13
HEA260
277
3
FR-01

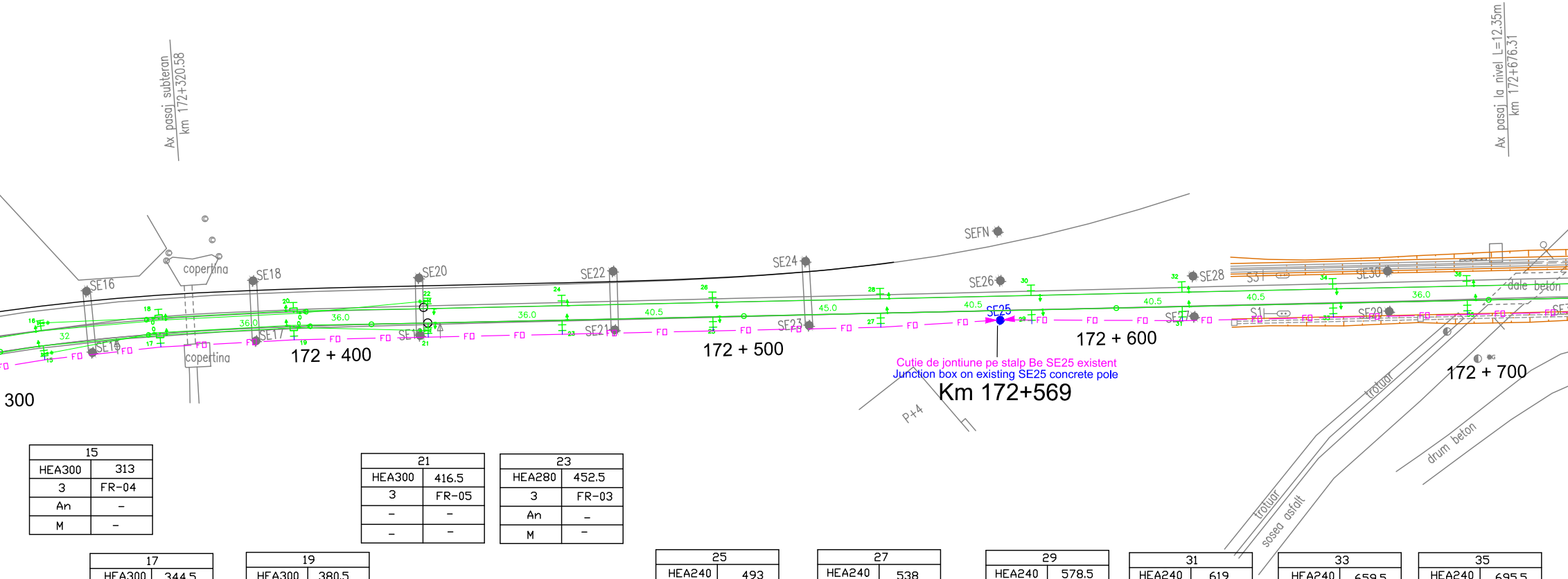
Ax pasaj subteran
km 172+320.58
Ax pasaj la nivel L=12.35m
km 172+676.31
copertina
copertina
SE16
SE15
SE18
SE17
SE20
SE19
SE22
SE21
SE24
SE23
SEFN
SE26
SE25
SE28
SE27
SE30
SE29
S3
S1
dale beton
trotuar
trotuar
sosea asfalt
drum beton
P+4
FO
32
36.0
36.0
36.0
40.5
45.0
40.5
40.5
40.5
36.0
300
172 + 400
172 + 500
172 + 600
172 + 700

Cutie de jontiune pe stalp Be SE25 existent
Junction box on existing SE25 concrete pole
Km 172+569

15	
HEA300	313
3	FR-04
An	–
M	–

17	
HEA300	344.5
3	FR-05
–	–
–	–

19	
HEA300	380.5
3	FR-05
–	–
–	–

21	
HEA300	416.5
3	FR-05
–	–
–	–

23	
HEA280	452.5
3	FR-03
An	–
M	–

25	
HEA240	493
3	FR-01
–	–
–	–

27	
HEA240	538
3	FR-01
–	–
–	–

29	
HEA240	578.5
3	FR-01
–	–
–	–

31	
HEA240	619
3	FR-01
–	–
–	–

33	
HEA240	659.5
3	FR-01
–	–
–	–

35	
HEA240	695.5
3	FR-01
–	–
–	–

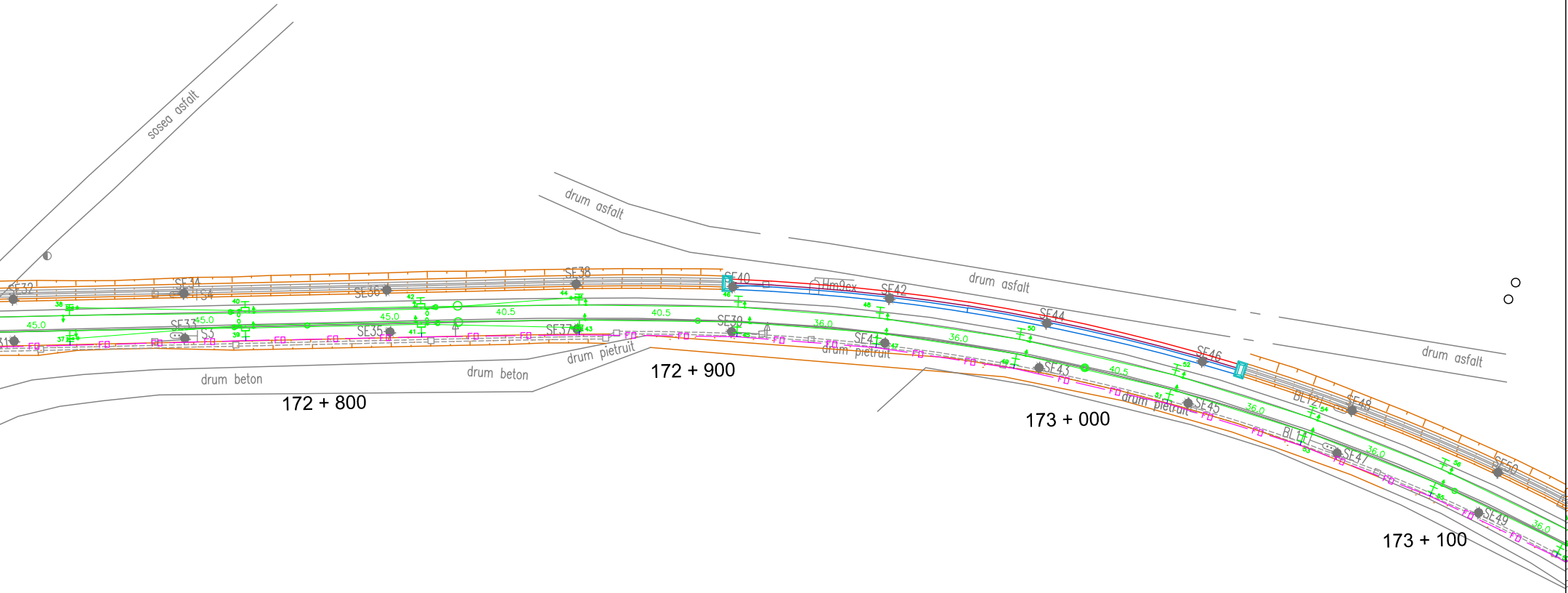
sosea asfalt
drum asfalt
drum asfalt
drum asfalt
drum asfalt
drum beton
drum beton
drum pietruit
drum pietruit
drum pietruit
172 + 800
172 + 900
173 + 000
173 + 100
SE32
SE34
S4
SE36
SE38
SE40
Hm9ex
SE42
SE44
SE46
SE48
SE50
SE33
S3
SE35
SE37
SE39
SE41
SE43
SE45
SE47
SE49
BL12
BL11
45.0
40.5
36.0
FO

37	
HEA280	740.5
3	FR-03
An	–
M	–

39	
HEA280	785.5
3	FR-04
–	–
–	–

41	
HEA280	830.5
3	FR-04
–	–
–	–

43	
HEA300	871
3	FR-04
An	–
M	–

55	
HEA260	096
3	FR-01
–	–
–	–

45	
HEA260	911.5
3	FR-01
–	–
–	–

47	
HEA260	947.5
3	FR-01
–	–
–	–

49	
HEA260	983.5
3	FR-01
–	–
–	–

51	
HEA260	024.0
3	023.5
–	–
–	–

53	
HEA260	060
3	FR-01
–	–
–	–

57	
HEA260	132
3	FR-01
–	–
–	–

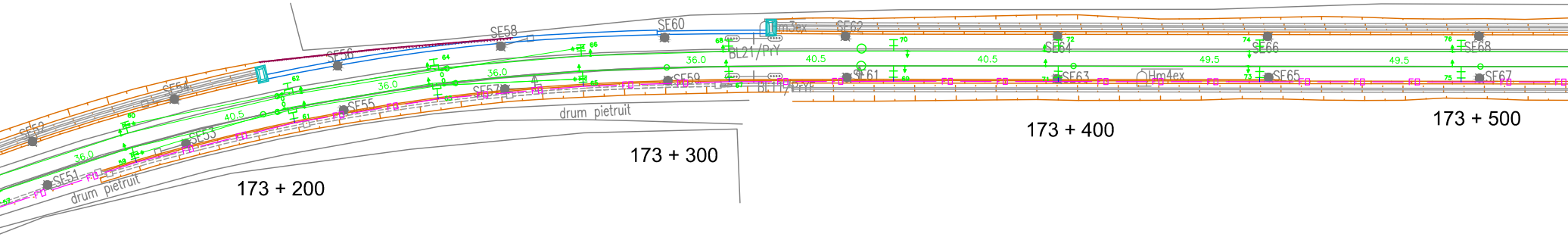
SE49
SE51
SE53
SE54
SE55
SE56
SE57
SE58
SE59
SE60
SE61
SE62
SE63
SE64
SE65
SE66
SE67
SE68
Hm3ex
Hm4ex
BL21/PrY
BL11/PrY
36.0
40.5
49.5
FO
drum pietruit
drum pietruit
173 + 200
173 + 300
173 + 400
173 + 500

59	
HEA300	168
3	FR-04
An	–
M	–

61	
HEA300	208.5
3	FR-05
–	–
–	–

63	
HEA300	244.5
3	FR-05
–	–
–	–

65	
HEA300	280.5
3	FR-04
An	–
M	–

67	
HEA260	316.5
3	FR-01
–	–
–	–

69	
HEA240	357
3	FR-01
–	–
–	–

71	
HEA240	397.5
3	FR-01
–	–
–	–

73	
HEA240	447
3	FR-01
–	–
–	–

75	
HEA240	496.5
3	FR-01
–	–
–	–

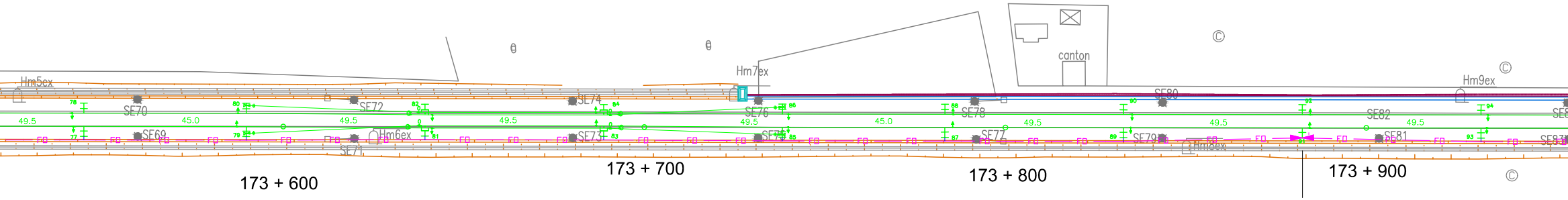
Hm5ex
SE70
SE69
SE72
SE71
Hm6ex
SE74
SE73
Hm7ex
SE76
SE75
canton
SE78
SE77
SE80
SE79
Hm8ex
SE82
SE81
Hm9ex
49.5
45.0
FO
173 + 600
173 + 700
173 + 800
173 + 900

Fixare mediana pe stalp metalic H 91

Median fastening on H 91 metallic pole

Km 173+883

77	
HEA240	546
3	FR-01
–	–
–	–

79	
HEA280	591
3	FR-03
An	–
M	–

81	
HEA280	640.5
3	FR-04
–	–
–	–

83	
HEA280	690
3	FR-04
–	–
–	–

85	
HEA280	739.5
3	FR-03
An	–
M	–

87	
HEA240	784.5
3	FR-01
–	–
–	–

89	
HEA240	834
3	FR-01
–	–
–	–

91	
HEA240	883.5
3	FR-01
–	–
–	–

93	
HEA240	933
3	FR-01
–	–
–	–

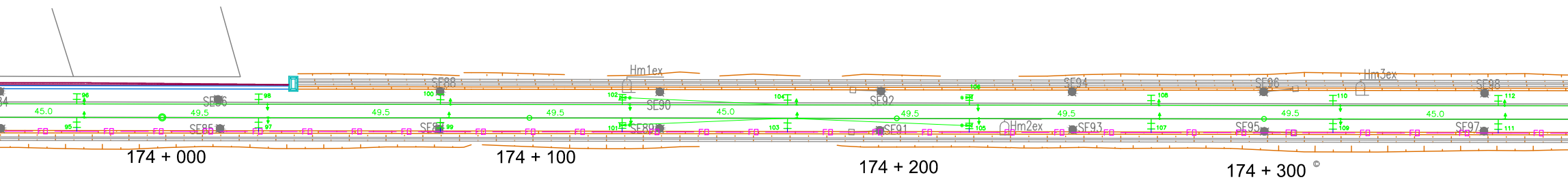
Hm1ex
Hm2ex
Hm3ex
SE86
SE85
SE88
SE87
SE90
SE89
SE92
SE91
SE94
SE93
SE96
SE95
SE98
SE97
45.0
49.5
49.5
49.5
49.5
45.0
49.5
49.5
49.5
45.0
95
96
97
98
99
100
101
102
103
104
105
106
107
108
109
110
111
112
FO
174 + 000
174 + 100
174 + 200
174 + 300

95	
HEA240	978
3	FR-01
–	–
–	–

97	
HEA240	027.5
3	FR-01
–	–
–	–

99	
HEA240	077
3	FR-01
–	–
–	–

101	
HEA260	126.5
3	FR-02
An	–
M	–

103	
HEA240	171.5
3	FR-01
–	–
–	–

105	
HEA260	221
3	FR-02
An	–
M	–

107	
HEA240	270.5
3	FR-01
–	–
–	–

109	
HEA240	320
3	FR-01
–	–
–	–

111	
HEA240	365
3	FR-01
–	–
–	–

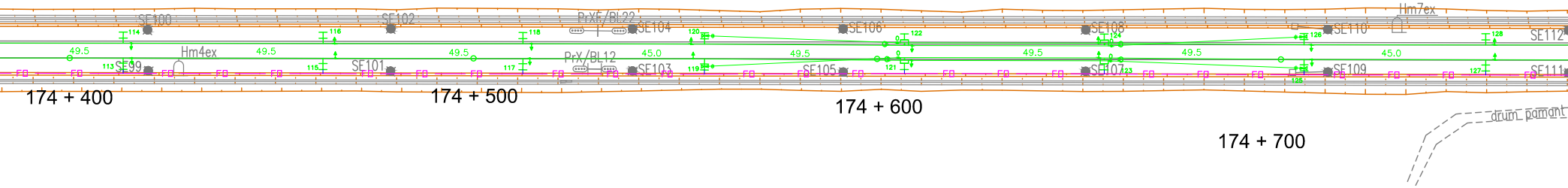
SE100
SE102
PrXF/BL22
SE104
SE106
SE108
SE110
Hm7ex
SE112
114
116
118
120
122
124
126
128
49.5
49.5
49.5
45.0
49.5
49.5
49.5
45.0
Hm4ex
PrX/BL12
113
SE99
115
SE101
117
119
SE103
SE105
121
SE107
123
125
SE109
127
SE111
FD
174 + 400
174 + 500
174 + 600
174 + 700
drum pamant

113	
HEA240	414.5
3	FR-01
–	–
–	–

115	
HEA240	464
3	FR-01
–	–
–	–

117	
HEA240	513.5
3	FR-01
–	–
–	–

119	
HEA280	558.5
3	FR-03
An	–
M	–

121	
HEA280	608
3	FR-04
–	–
–	–

123	
HEA280	657.5
3	FR-04
–	–
–	–

125	
HEA280	707
3	FR-03
An	–
M	–

127	
HEA240	752
3	FR-01
–	–
–	–

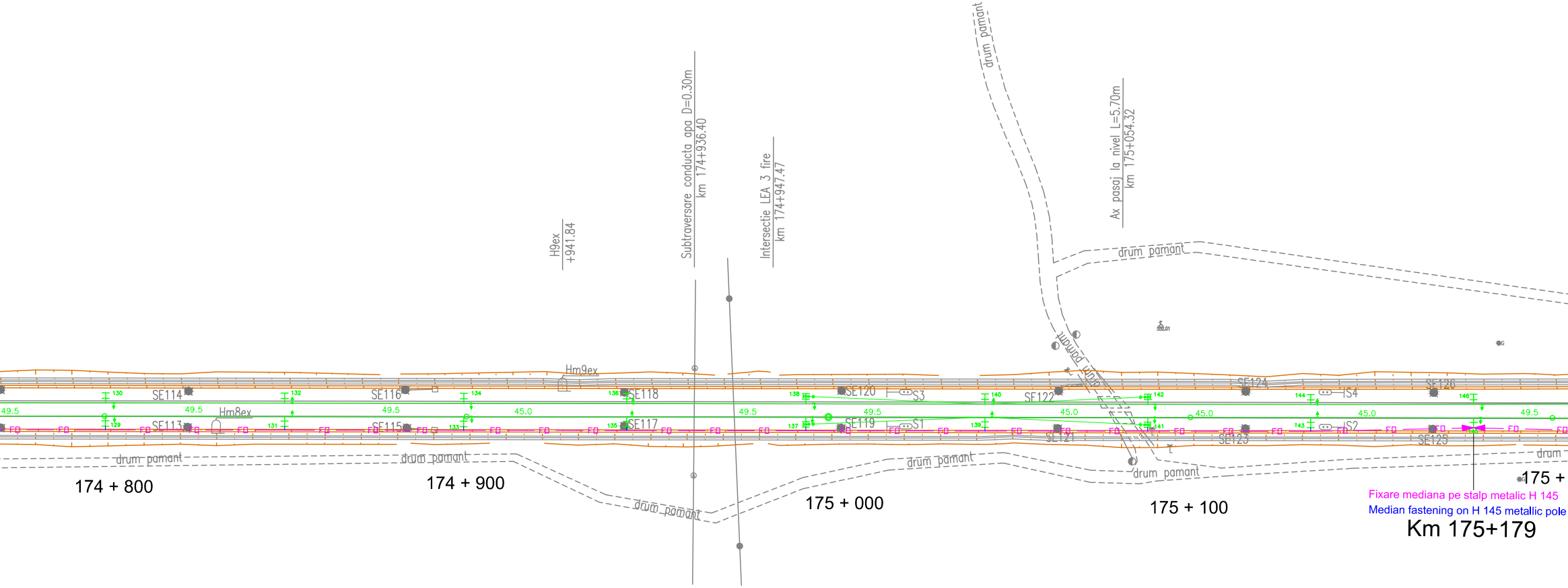
drum pamant
Subtraversare conducta apa D=0.30m
km 174+936.40
Intersectie LEA 3 fire
km 174+947.47
Ax pasaj la nivel L=5.70m
km 175+054.32
H9ex
+941.84
Hm9ex
Hm8ex
SE114
SE113
SE116
SE115
SE118
SE117
SE120
SE119
SE122
SE121
SE124
SE123
SE126
SE125
S3
S1
S4
S2
49.5
45.0
FD
130
129
132
131
134
133
136
135
138
137
140
139
142
141
144
143
146
drum pamant
drum pamant
drum pamant
drum pamant
drum pamant
drum pamant
drum
174 + 800
174 + 900
175 + 000
175 + 100
175 +
Fixare mediana pe stalp metalic H 145
Median fastening on H 145 metallic pole
Km 175+179

129	
HEA240	801.5
3	FR-01
–	–
–	–

131	
HEA240	851
3	FR-01
–	–
–	–

133	
HEA240	900.5
3	FR-01
–	–
–	–

135	
HEA240	945.5
3	FR-01
–	–
–	–

137	
HEA260	995
3	FR-02
An	–
M	–

139	
HEA240	044.5
3	FR-01
–	–
–	–

141	
HEA260	089.5
3	FR-02
An	–
M	–

143	
HEA240	134.5
3	FR-01
–	–
–	–

145	
HEA240	179.5
3	FR-01
–	–
–	–

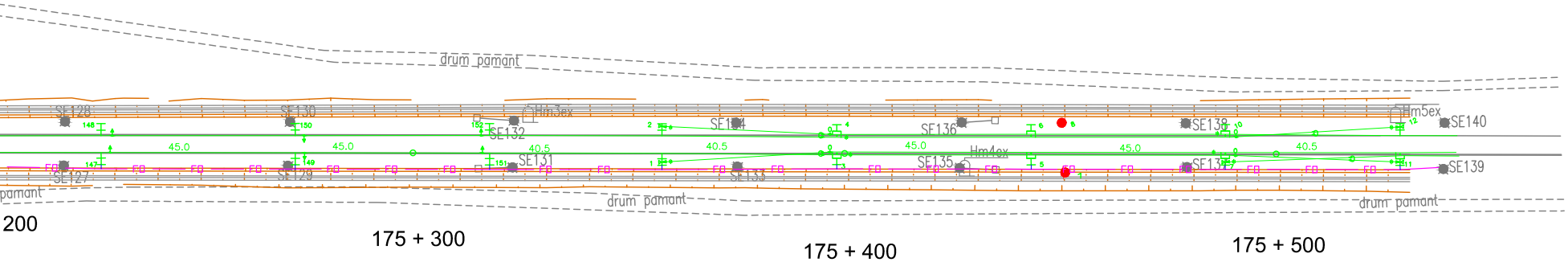
drum pamant
SE128
SE130
Hm3ex
SE134
SE136
SE138
Hm5ex
SE140
148
150
152
SE132
2
4
6
8
10
12
45.0
45.0
40.5
40.5
45.0
45.0
40.5
Hm4ex
SE131
SE135
SE137
SE139
147
149
151
1
3
5
7
11
FO
SE127
SE129
SE133
pamant
drum pamant
drum pamant
200
175 + 300
175 + 400
175 + 500

147	
HEA240	229
3	FR-01
–	–
–	–

149	
HEA240	274
3	FR-01
–	–
–	–

151	
HEA240	319
3	FR-01
–	–
–	–

1	
H	359
3.00	–
An	–
–	–

3	
H	399.5
3.00	–
–	–
–	–

5	
H	444.5
3.00	–
–	–
–	–

7	
H	489.5
3.00	–
An	–
–	–

9	
H	530
3.00	–
An	–
–	–

LEGENDA TELECOMUNICATII
TELECOMMUNICATIONS LEGEND:

—— FO —— FO ——	Cablu FO aerian existent sau instalat in Faza 1 mutat pe stalpii metalici Aerial OF cable installed in 1st Phaseor existing relocated on metallic poles
●	Stalp de beton existent - demontat Dismounted existing concrete pole
●	Stalp de beton existent care se pastreaza Preserved existing concrete pole

DESCRIEREA LUCRĂRILOR

Faza 2

Lucrările la cablul cu fibre optice din faza 2 se execută după terminarea execuţiei platformei noilor linii c.f. pe întreg intervalul şi plantarea noilor stâlpi metalici ai linie de tracţiune, după cum urmează:

a) pe intreg intervalul cablul cu fibre optice aerian (existent şi instalat în faza 1) se va muta pe stâlpii metalici de pe partea dreaptă a căii ferate.

b) mufa de joncţiune se va menţine pe stîlpul existent SE25.

c) fixările mediane de pe stâlpii SE81 şi SE125 se vor reface pe stâlpii metalici H91 şi H145.

NOTA: Poziţia cablului cu fibre optice aerian instalat in faza 1 si care se demonteaza nu este desenată pe plan.

DESCRIPTION OF THE WORKS

2nd Phase

The works at the fiber optic cable in the 2nd phase will be performed after the finishing of construction of the new rail tracks on the whole interval and the planting of the new metallic poles of the traction line as follows:

a) on the whole section the aerial fiber optic cable (existing and installed in the 1st phase) will be relocated on the metallic poles placed on the right side of tracks.

b) the junction box will be maintained on the existing SE25 pole.

c) the median fastenings from the SE81 and SE125 poles will be remade on the H91 and H145 metallic poles.

NOTE: The position of the aerial fiber optic cable installed in the 1sr phase and which is dismounted, it is not figured on the plan.

D					
C					
B					
A					
Indice Index	Data Date	Modificare Modification/Revision	Proiectant Designer	Aprobat Consultant Approved Consultant	Aprobat CFR Approved CFR

GUVERNUL ROMANIEI
ROMANIAN GOVERNMENT

PROIECT FINANŢAT DE UNIUNEA EUROPEANĂ
EUROPEAN UNION FINANCED PROJECT

CLIENT / CLIENT

CFR

C.N.C.F. "C.F.R." - S.A.

ITALFERR
GRUPPO FERROVIE DELLO STATO
Joint Venture leader

Scott Wilson

OBERMEYER
PLANEN + BERATEN GmbH

TECNIC
Consulting Engineers

CONSULTANT / CONSULTANT

			Data Date	Semnătură Signature
Aprobat Approved	Şef proiect Project manager	R. Liuzza		
Aprobat Approved	Coordonator Secţiune 1 Section 1 Coordinator	C. Gambelli		
Verificat Checked	Expert Verificator Checking Expert	Pino Amodio		

SUBCONTRACTANT / SUBCONTRACTOR

AREX COMPANY

Aprobat Approved	Responsabil Subcontractant Subcontractor Responsible	A.Stanciu - Dinulescu	12.2011	
Întocmit Elaborated	Proiectant Designer	Stefania Archip	12.2011	

Reabilitarea liniei de cale ferata Brasov - Simeria, parte componentă a coridorului IV Pan European, pentru circulaţia trenurilor cu viteza maximă de 160 km/h,
Tronsonul : Brasov - Sighisoara
Rehabilitation of the railway line Brasov - Simeria, component Part of the IV Pan-European Corridor, for the trains circulation with maximum speed of 160 km/h,
Section : Brasov - Sighisoara

Proiect/Project
2004/RO/16/P/PA/003

Faza / Phase:
P.Th. / T.D.

Denumire desen / Drawing Title :

Mutarea si protejarea cablului FO existent - Faza 2
Plan de situatie - interval BRASOV - STUPINI Section - Layout Plan
Relocation and protection of existing OF cable - 2nd Phase

Codificare / Codification System	Scara / Scale 1:1000	LOT / LOT	Nr. / No 02/ 02

E	A	5	1		0	1		C		0	2		L	7		T	C		0	0		5		1		0	0	1		1