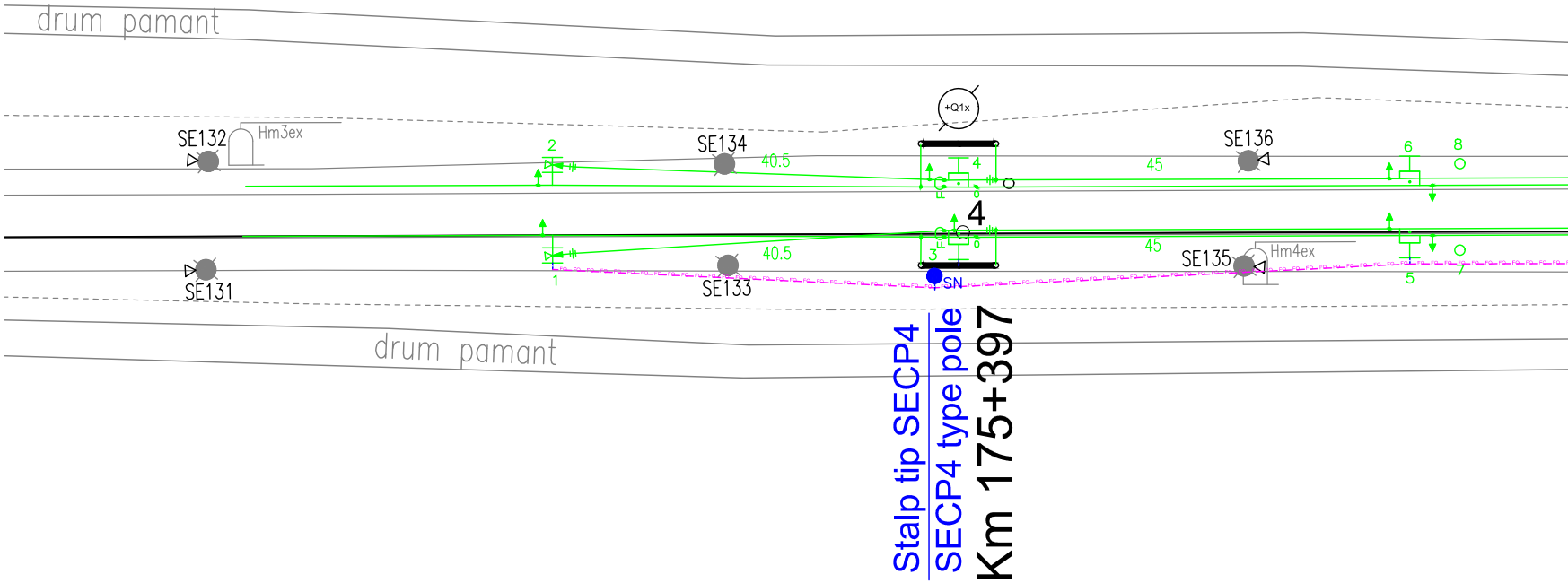
drum pamant
SE132
Hm3ex
2
SE134
40.5
+Q1x
4
45
SE136
6
8
SE131
1
40.5
SE133
3
SN
45
SE135
Hm4ex
5
7
drum pamant
Stalp tip SECP4
SECP4 type pole
Km 175+397

1	
H	359
3.00	–
An	–
–	–

3	
H	399.5
3.00	–
–	–
–	–

5	
H	444.5
3.00	ARABIL –
–	–
–	–

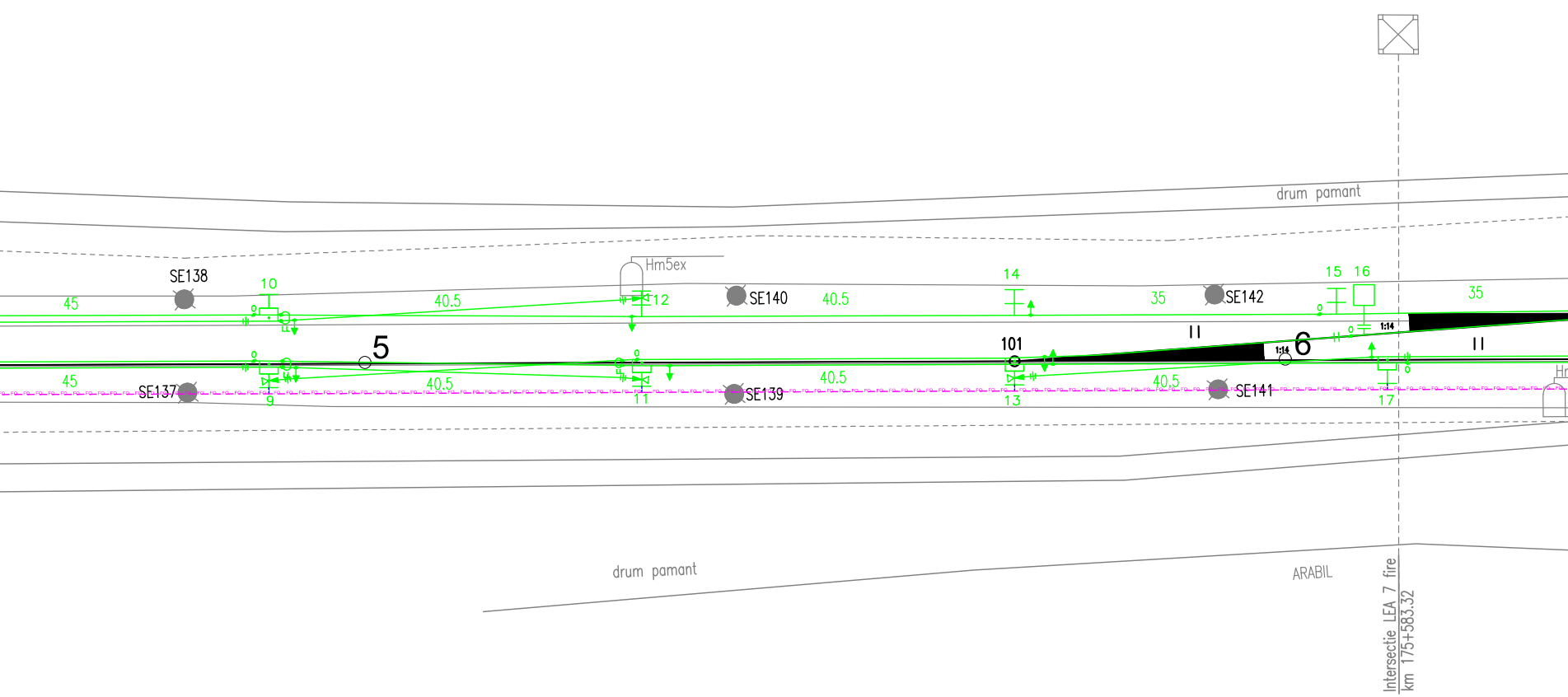
drum pamant
SE138
10
45
40.5
Hm5ex
12
SE140
40.5
14
35
SE142
15
16
35
1:14
II
5
101
1:14
6
II
45
SE137
9
40.5
11
SE139
40.5
13
40.5
SE141
17
drum pamant
ARABIL
Intersectie LEA 7 fire
km 175+583.32

9	
H	530
3.00	–
An	–
–	–

11	
H	569.5
3.00	–
As	–
–	–

13	
H	605.5
3.00	–
–	–
–	–

17	
H	656
3.00	–
–	–
–	–

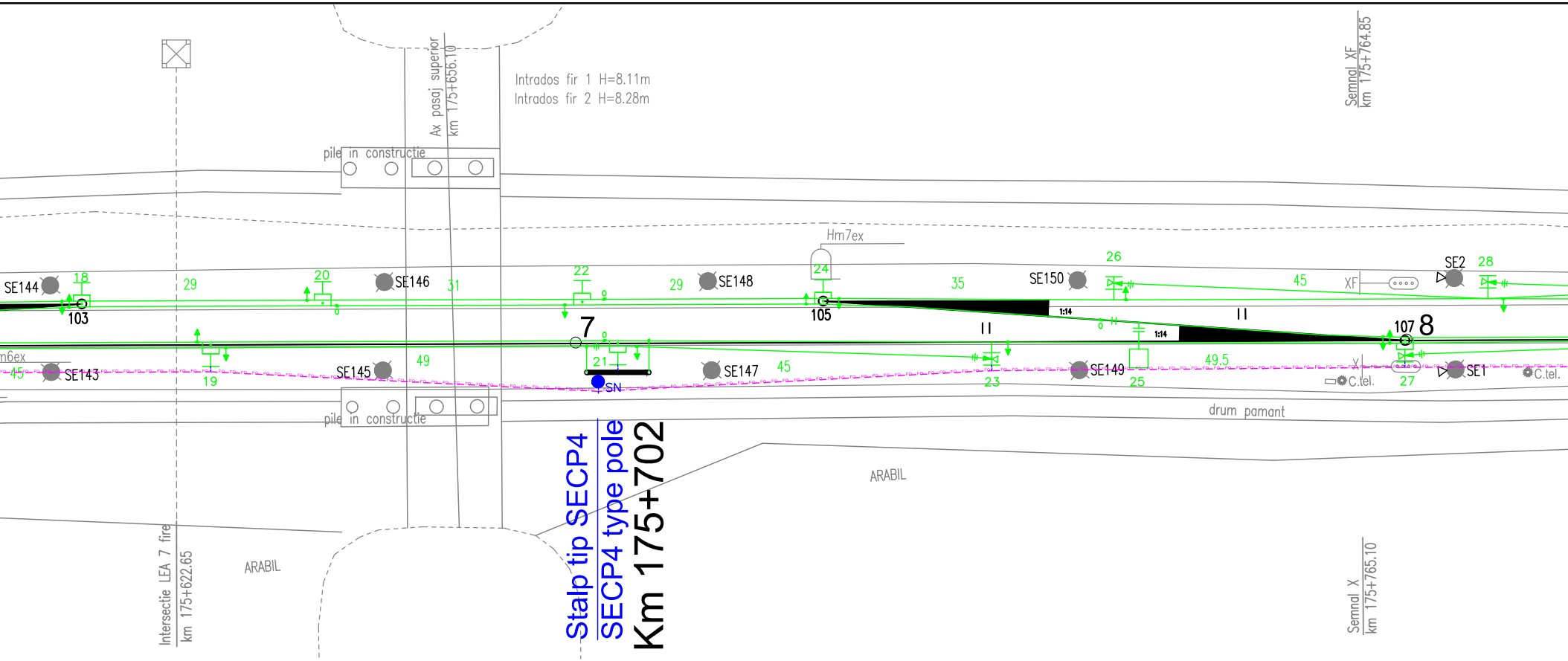
Ax pasaj superior
km 175+656.10
Intrados fir 1 H=8.11m
Intrados fir 2 H=8.28m
pile in constructie
Semnal XF
km 175+764.85
Hm7ex
SE144
18
29
20
SE146
31
22
29
SE148
24
35
SE150
26
45
XF
SE2
28
103
105
7
1:14
II
1:14
II
107
8
m6ex
45
SE143
19
SE145
49
21
SN
SE147
45
23
SE149
25
49.5
X
C.tel.
27
SE1
C.tel.
pile in constructie
drum pamant
ARABIL
Stalp tip SECP4
SECP4 type pole
Km 175+702
ARABIL
Intersectie LEA 7 fire
km 175+622.65
Semnal X
km 175+765.10

19	
H	705
3.00	–
–	–
–	–

21	
H	750
3.00	–
–	–
–	–

23	
MU	767.5
–	–
–	–
–	–

27	
H	844.5
3.00	–
–	–
–	–

25	
H	800.5
3.00	–
As	–
–	–

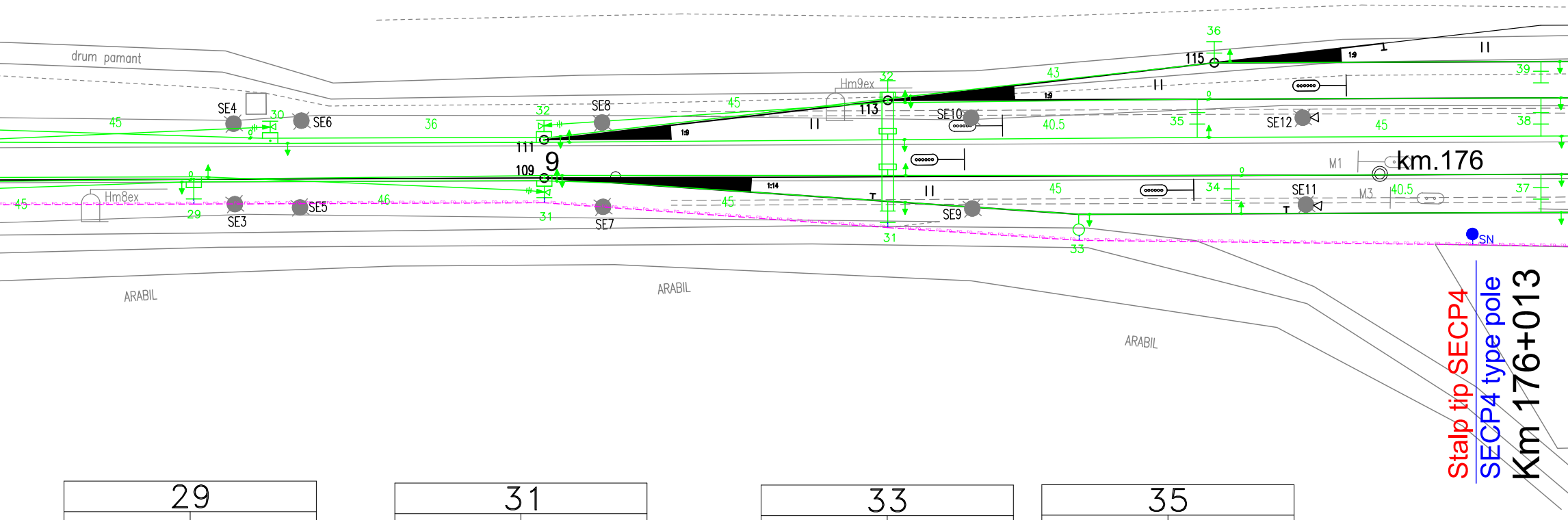
drum pamant
SE4
30
SE6
45
36
32
SE8
45
Hm9ex
32
113
SE10
40.5
43
115
36
39
35
SE12
45
38
111
9
109
1:9
1:14
km.176
M1
M3
40.5
37
34
SE11
45
SE9
31
33
SN
Hm8ex
29
SE3
SE5
46
31
SE7
45
ARABIL
ARABIL
ARABIL
Stalp tip SECP4
SECP4 type pole
Km 176+013

29	
H	890.5
3.00/T1	–
As	–
–	–

31	
H	935.5
–	–
–	–
–	–

33	
SECP6	960.5
3.00	–
–	–
–	–

35	
H	976
–	–
–	–
–	–

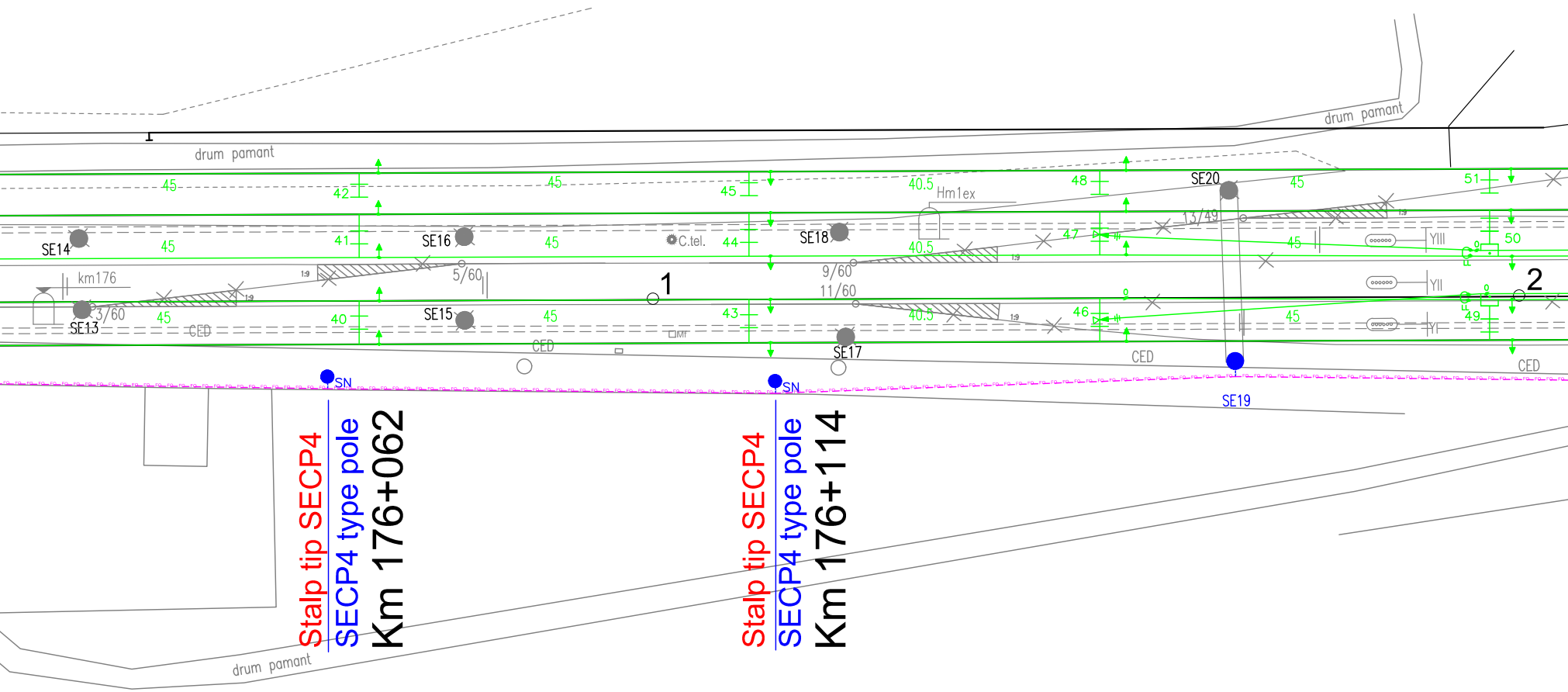
drum pamant
drum pamant
drum pamant
45
42
41
40
45
44
43
40.5
Hm1ex
48
47
46
51
50
49
SE14
SE13
SE16
SE15
SE18
SE17
SE20
SE19
C.tel.
km176
3/60
5/60
9/60
11/60
13/49
1
2
CED
CED
CED
CED
YIII
YII
YI
SN
SN
Stalp tip SECP4
SECP4 type pole
Km 176+062
Stalp tip SECP4
SECP4 type pole
Km 176+114

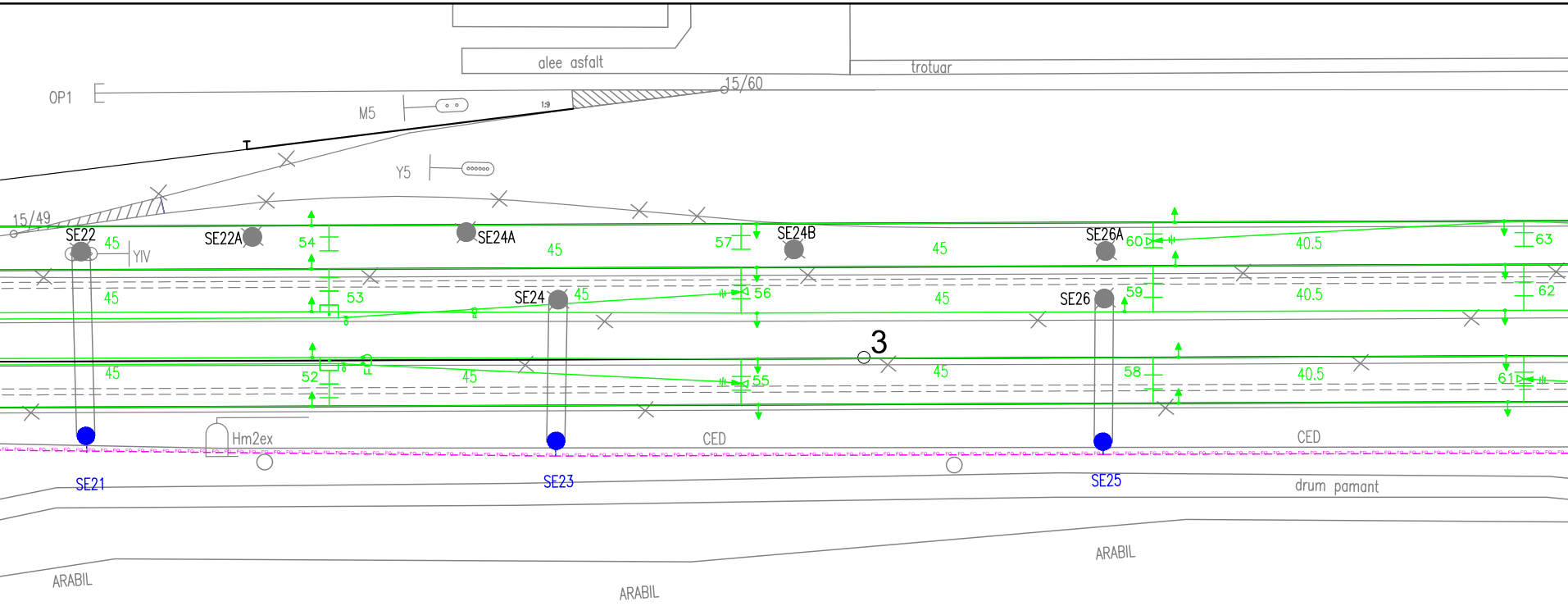
alee asfalt
trotuar
OP1
15/60
M5
1:9
Y5
15/49
SE22
SE22A
SE24A
SE24B
SE26A
YIV
45
54
45
57
45
60
40.5
63
45
53
SE24
45
56
45
SE26
59
40.5
62
3
45
52
45
45
58
40.5
61
Hm2ex
CED
CED
SE21
SE23
SE25
drum pamant
ARABIL
ARABIL
ARABIL

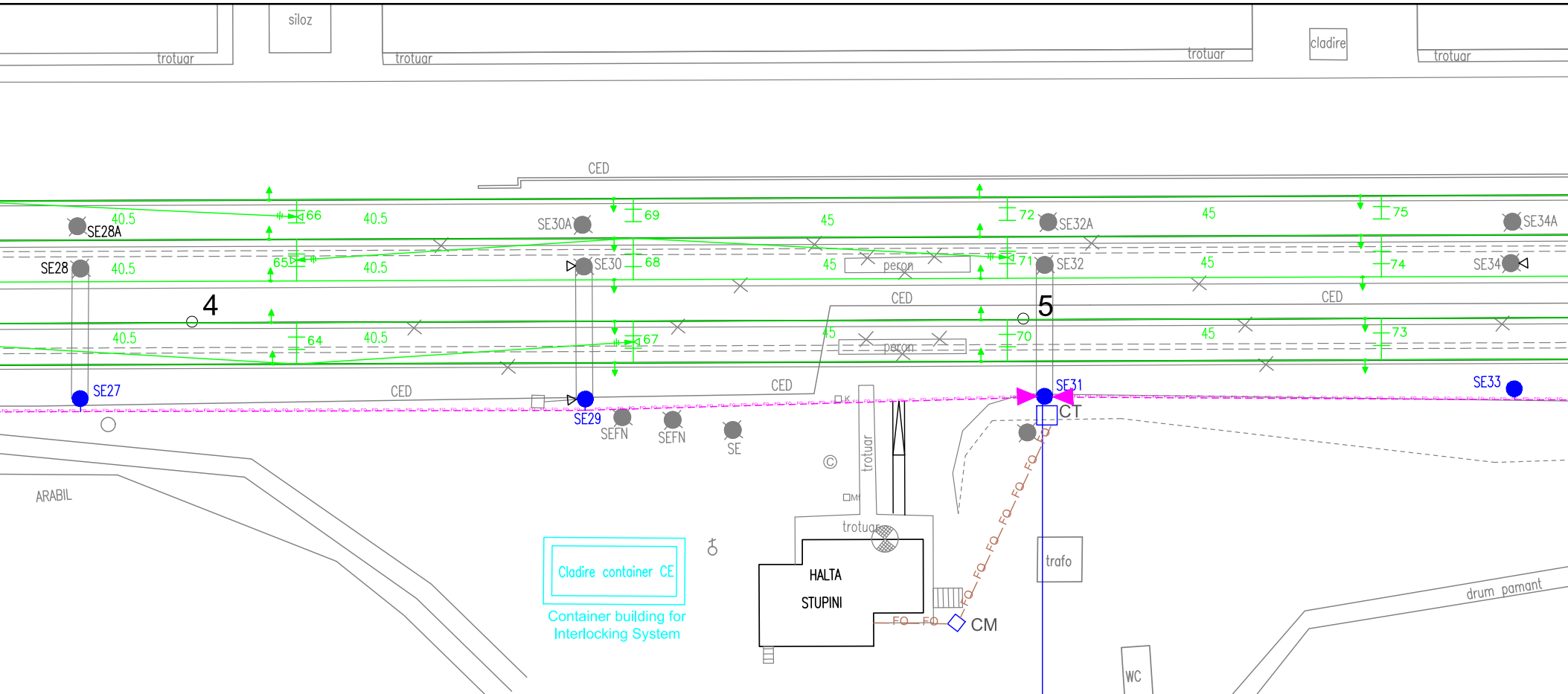
siloz
trotuar
trotuar
trotuar
cladire
trotuar
CED
SE28A
SE28
40.5
66
65
64
40.5
4
SE30A
SE30
69
68
67
45
peron
peron
72
71
70
5
SE32A
SE32
75
74
73
SE34A
SE34
CED
CED
CED
CED
SE27
SE29
SEFN
SEFN
SE
SE31
CT
SE33
trotuar
trotuar
HALTA
STUPINI
CM
FO
trafo
WC
ARABIL
drum pamant
Cladire container CE
Container building for Interlocking System

Cablu FO aerian existent mutat
Relocated existing aerial OF cable

Fixare terminala
Terminal fastening

Cablu FO aerian existent mutat
Relocated existing aerial OF cable

Fixare terminala
Terminal fastening

Cutie de jonctiune pe stalp Be SE31 existent
Junction box on existing SE31 concrete pole

Km 176+503

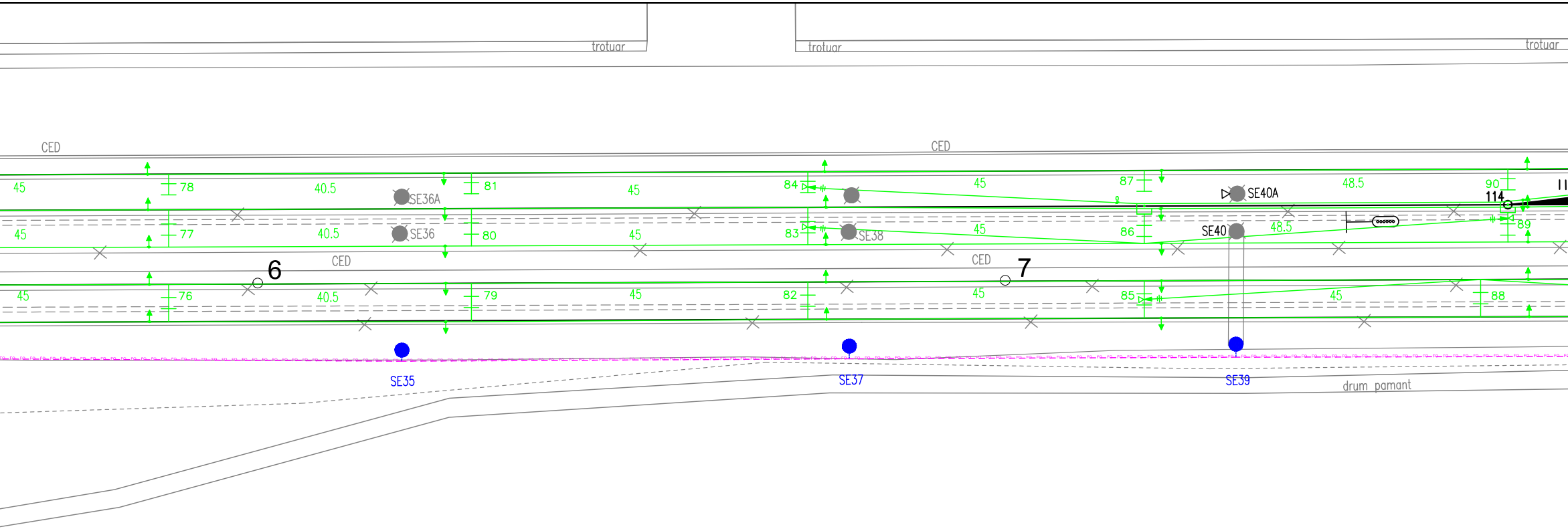
trotuar
trotuar
trotuar
CED
CED
45
78
40.5
SE36A
81
45
84
45
87
SE40A
48.5
90
114
45
77
40.5
SE36
80
45
83
SE38
45
86
SE40
48.5
89
6
CED
CED
7
45
76
40.5
79
45
82
45
85
45
88
SE35
SE37
SE39
drum pamant

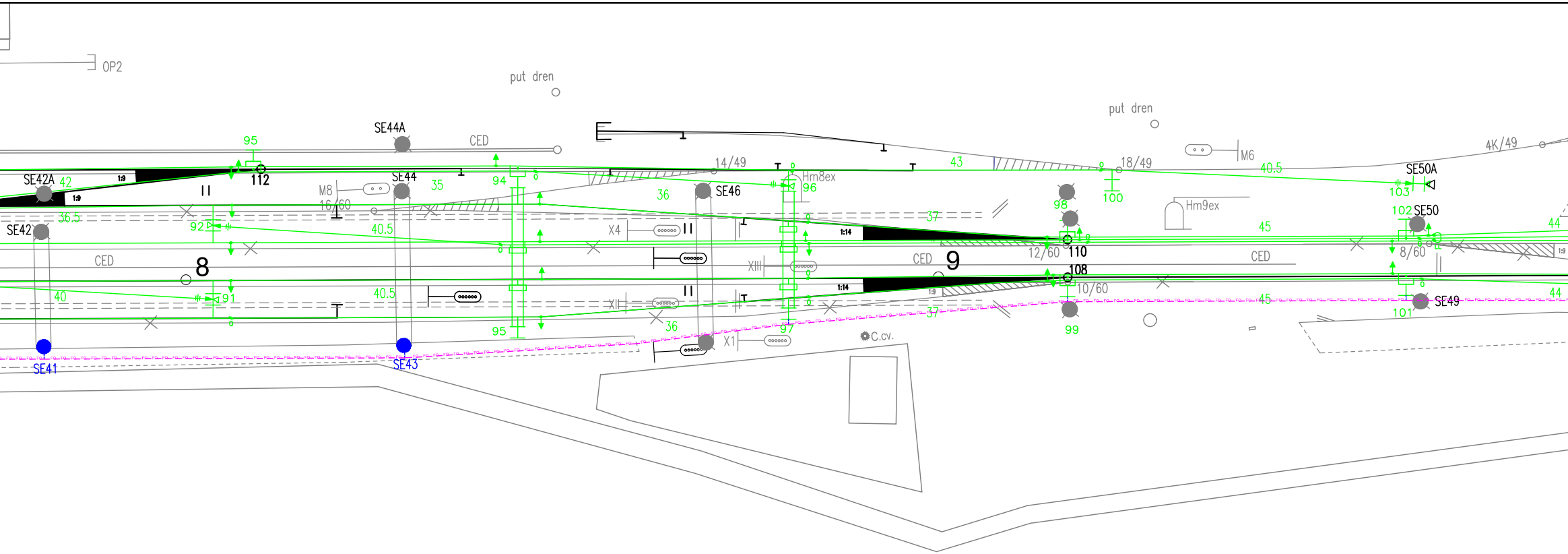
OP2
put dren
put dren
SE44A
95
CED
SE42A
42
1:9
1:9
112
SE44
35
94
M8
16/60
36.5
SE42
92
40.5
36
SE46
14/49
Hm8ex
96
43
18/49
100
M6
40.5
4K/49
SE50A
103
98
Hm9ex
102
SE50
44
37
X4
1:14
45
CED
8
CED
XIII
CED
9
12/60
110
8/60
108
CED
40
91
40.5
1:14
10/60
1:9
44
XII
45
37
SE49
101
95
36
97
99
X1
C.cv.
SE41
SE43

97	
H	880
–	–
–	–
–	–

99	
H	918
3.00/T1	–
–	–
–	–

101	
H	962
3.00	–
–	–
–	–

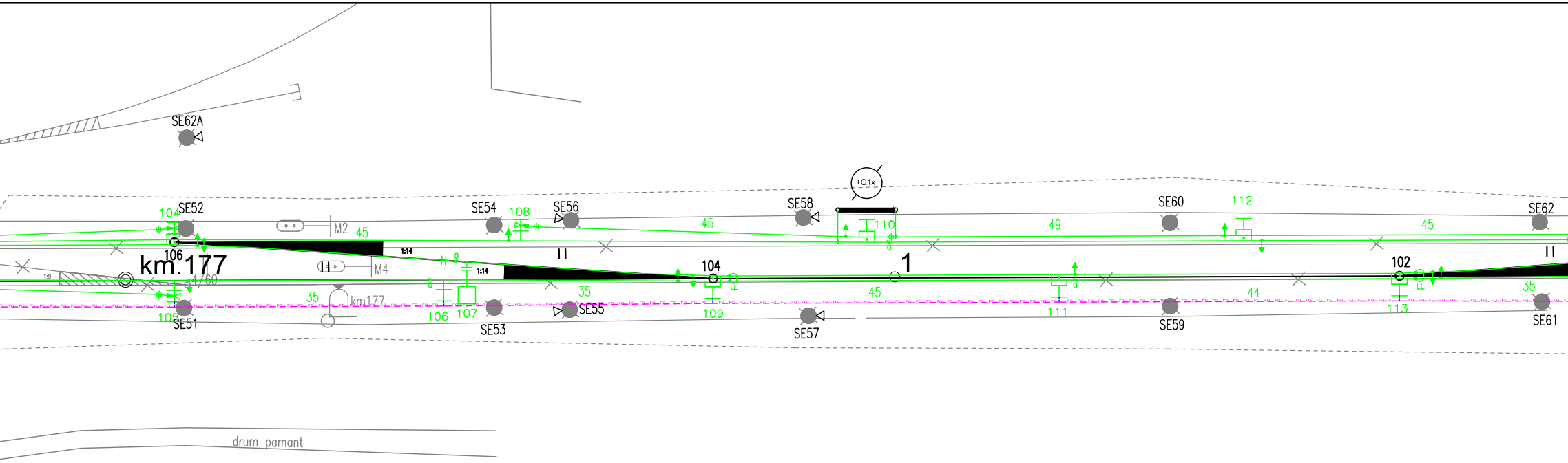
SE62A
+Q1x
SE52
104
M2
45
SE54
108
SE56
45
SE58
110
SE60
112
49
45
SE62
106
km.177
1:9
4/60
M4
1:14
1:14
II
104
1
102
II
35
km177
35
45
44
35
105
SE51
106
107
SE53
SE55
109
SE57
111
SE59
113
SE61
drum pamant

105	
H	005.5
3.00	–
As	–
–	–

106	
H	041.5
3.00	–
–	–
–	–

109	
H	077
3.00	–
–	–
–	–

111	
H	121
3.00	–
–	–
–	–

113	
H	164.5
3.00	–
–	–
–	–

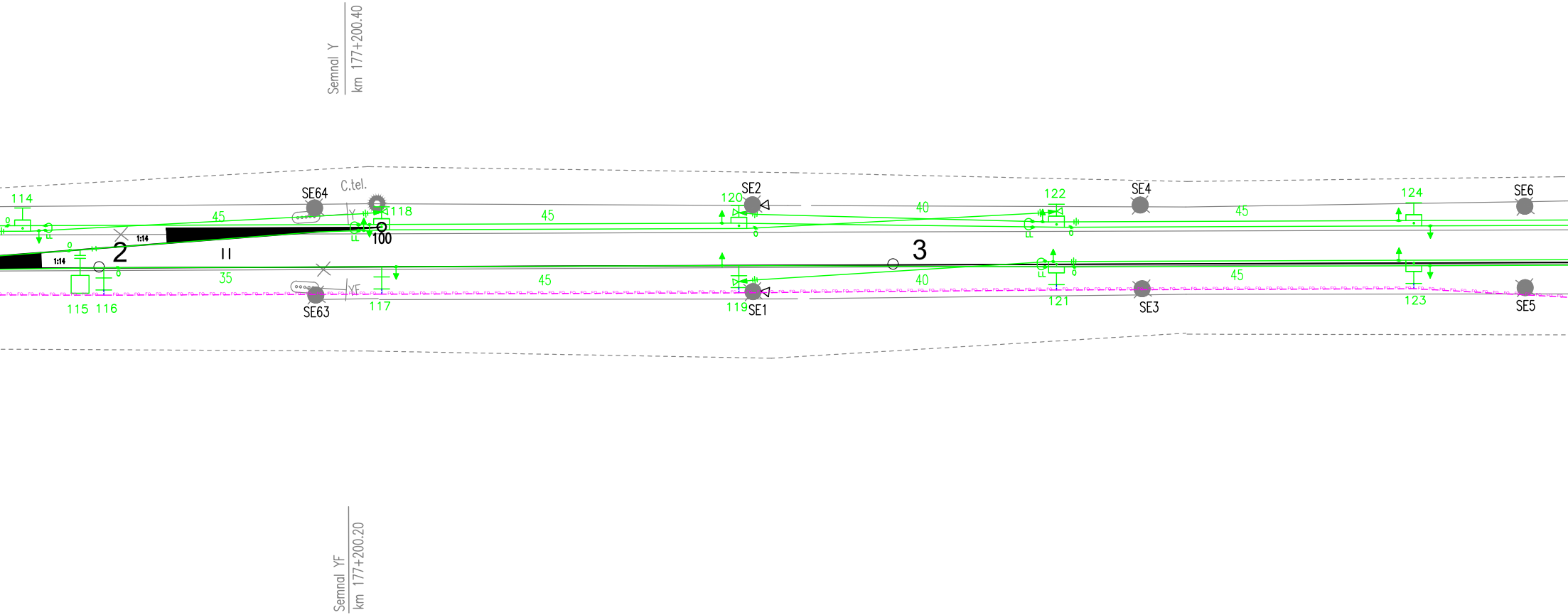
Semnal Y
km 177+200.40
SE64
C.tel.
118
100
114
45
1:14
2
II
1:14
35
115
116
SE63
117
Y
YF
45
SE2
120
119
SE1
40
3
40
122
121
SE4
SE3
45
45
124
123
SE6
SE5
Semnal YF
km 177+200.20

116	
H	200.5
3.00	–
–	–
–	–

117	
H	236.5
3.00	–
–	–
–	–

119	
H	280.5
3.00	–
An	–
–	–

121	
H	320.5
3.00	–
–	–
–	–

123	
H	365.5
3.00	–
–	–
–	–

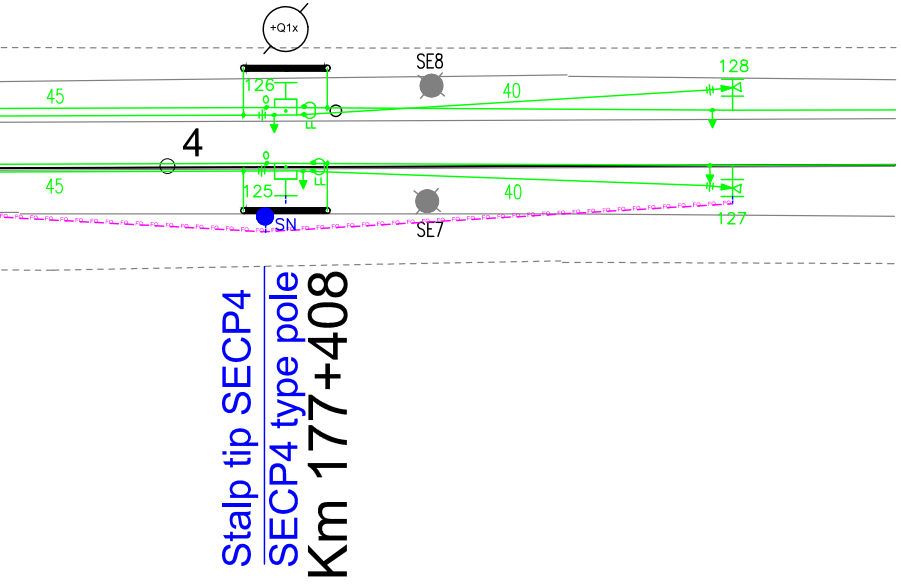
+Q1x
SE8
128
45
126
40
4
45
125
40
SN
SE7
127
FO
Stalp tip SECP4
SECP4 type pole
Km 177+408

125	
H	410.5
3.00	–
–	–
–	–

127	
H	450.5
3.00	–
An	–
–	–

LEGENDA TELECOMUNICATII
TELECOMMUNICATIONS LEGEND:

— FO — FO —	Cablu cu fibre optice aerian existent mutat pe stalpii metalici Existing aerial fiber optic cable relocated on metallic poles
— FO — FO —	Cablu cu fibre optice subteran existent Existing underground fiber optic cable
● SN	Stalp de beton proiectat pentru sustinerea cablului FO Designed concrete pole for supporting the OF cable
●	Stalp de beton existent care se pastreaza Existing concrete pole which is preserved (not dismounted)
⊗	Stalp de beton existent care se demonteaza Dismantled concrete pole
CM	Camereta din beton existenta / Existing concrete handhole
CT	Camera de tragere existenta / Existing manhole

DESCRIEREA LUCRĂRILOR

Scopul lucrărilor de telecomunicaţii este de a păstra şi menţine în funcţiune cablul aerian cu fibre optice existent instalat pe stâlpii de beton ai liniei de contact.
Lucrările vor fi executate în două faze.
Faza 1 se execută după plantarea noilor stâlpi metalici
Cablul existent va fi demontata de pe consolele de susţinere fixate pe stâlpii de beton şi ataşaţi de consolele fixate pe stâlpii metalici.
Deoarece stâlpii noi nu sunt mereu amplasaţi în afara liniei ferate trebuie păstraţi pe poziţie unii stâlpi de beton existenţi pentru a asigura aceaşi trasă a cablului aerian.
Astfel stâlpii SE19,21,23,25,27,29 şi SE33,35,37,39,41,43 nu vor fi demontaţi.
Si stâlpul SE31 pe care sunt instalate mufa de joncţiune şi fixările terminale va fi păstrat.
Totodată se va păstra şi introducerea subterană a cablului cu fibre optice în clădirea staţiei.
Deasemenea trebuie plantati stâlpi de beton suplimentari în ambele capete ale staţiei.
NOTA: Poziţia actuală a cablului cu fibre optice aerian instalat pe stâlpii de beton existenţi ai linie de contact nu este desenată pe plan.

DESCRIPTION OF WORKS

The goal of the telecommunications works is to preserve and to maintain in operation the existing aerial fiber optic cable installed on the concrete poles of the traction line.
The works have to be made in two working phases.
The 1st Phase will be performed after the mounting of the new metallic poles.
The existing cable will be dismantled from the suspension brackets fixed on the concrete poles and attached to the suspension brackets fixed on the metallic poles.
Because the new poles are not always placed outside the rail track it must be preserved in place some existing concrete poles in order to provide the same route for the aerial cable (no shorten, no lengthen). So the poles SE19,21,23,25,27,29 and SE33,35,37,39,41,43 will not be dismounted.
The SE31 pole on which is installed the junction box and are performed the terminal fastenings it will also preserved.
The underground introduction of the fiber optic cable in the station building will be preserved too.
Also it must be planted additional concrete poles in both ends of station.
NOTE: The actual position of the existing aerial fiber optic cable installed on the existing concrete poles is not figured on the plan.

D					
C					
B					
A					
Indice Index	Data Date	Modificare Modification/Revision	Proiectant Designer	Aprobat Consultant Approved Consultant	Aprobat CFR Approved CFR

GUVERNUL ROMANIEI
ROMANIAN GOVERNMENT

PROIECT FINANŢAT DE UNIUNEA EUROPEANĂ
EUROPEAN UNION FINANCED PROJECT

C.N.C.F. "C.F.R." - S.A.

CLIENT / CLIENT

ITALFERR
GRUPPO FERROVIE DELLO STATO
Joint Venture leader

Scott Wilson

OBERMEYER
PLANEN + BERATEN GmbH

TECNIC
Consulting Engineers

CONSULTANT / CONSULTANT

			Data Date	Semnătură Signature
Aprobat Approved	Şef proiect Project manager	R. Liuzza	12.2011	
Aprobat Approved	Coordonator Secţiune 1 Section 1 Coordinator	C. Gambelli	12.2011	
Verificat Checked	Expert Cheie Key Expert	Pino Amodio	12.2011	

SUBCONTRACTANT / SUBCONTRACTOR AREX COMPANY

Aprobat Approved	Responsabil Subconsultant Subconsultant Responsible	A.Stanciu - Dinulescu	12.2011	
Întocmit Elaborated	Proiectant Designer	Stefania Archip	12.2011	

Reabilitarea liniei de cale ferata Braşov - Simeria, parte componentă a coridorului IV Pan European, pentru circulaţia trenurilor cu viteza maximă de 160 km/h,
Tronsonul : Braşov - Sighişoara
Rehabilitation of the railway line Braşov - Simeria, component Part of the IV Pan-European Corridor, for the trains circulation with maximum speed of 160 km/h,
Section : Braşov - Sighişoara

Proiect/Project
2004/RO/16/P/PA/003

Faza / Phase:
P.Th. / T.D.

Denumire desen / Drawing Title :

Mutarea si protejarea cablului FO existent - Faza 1
Plan situatie HM STUPINI - Layout Plan STUPINI Railway Halt
Relocation and protection of existing OF cable - 1st Phase

Codificare / Codification System	Scara / Scale 1:500	LOT / LOT	Nr. / No 01 / 02

E A 5 1 | 0 1 | C | 0 3 | L 8 | T C | 0 0 | 9 | 1 | 0 0 1 | 2