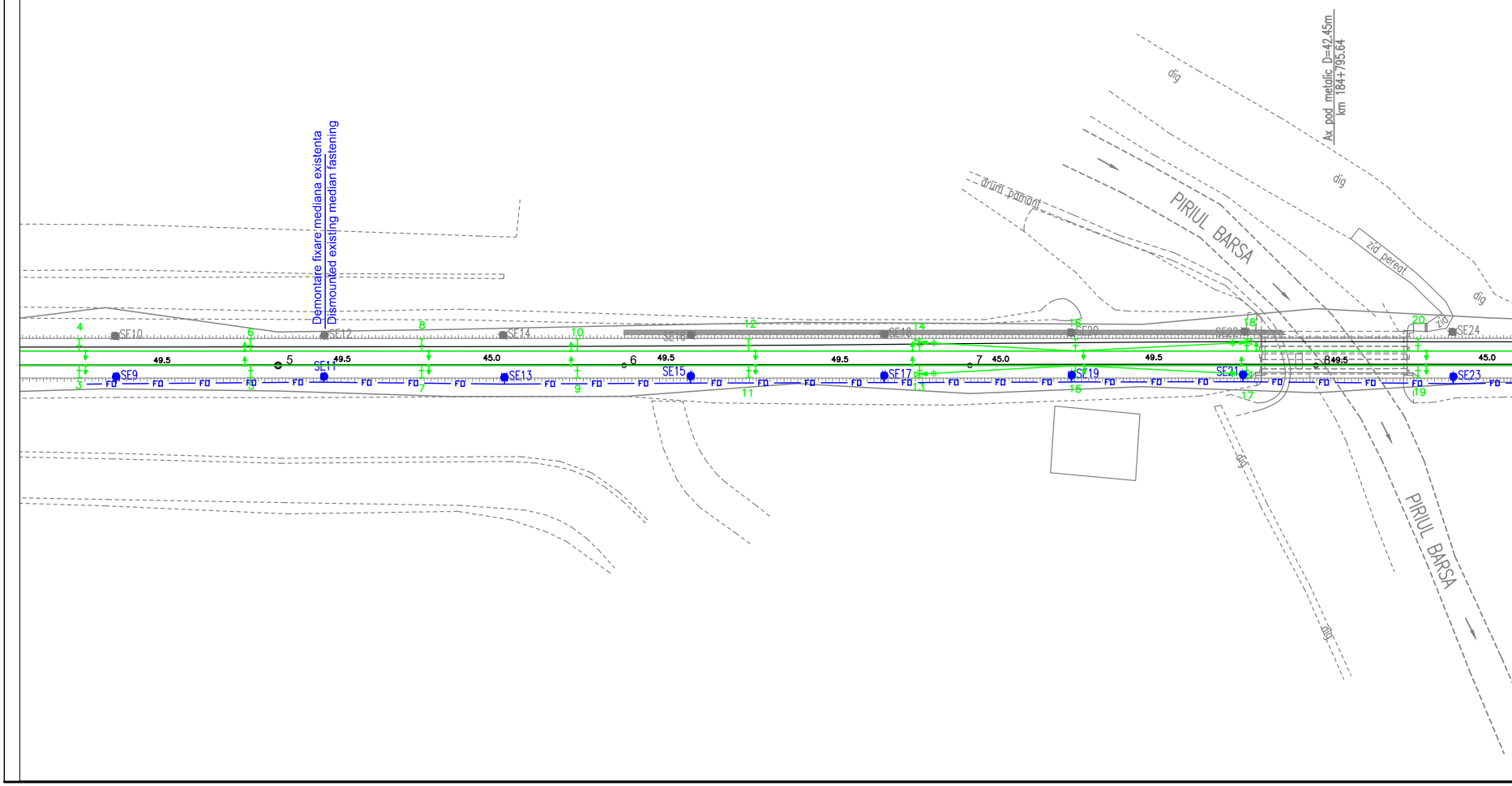

Demontare fixare mediana existenta
Dismounted existing median fastening
Ax pod metalic D=42.45m
km 184+795.64
dig
dig
dig
dig
dig
drum pamant
PIRIUL BARSA
zid pereat
zid
PIRIUL BARSA
SE10
SE12
SE14
SE16
SE18
SE20
SE22
SE24
SE9
SE11
SE13
SE15
SE17
SE19
SE21
SE23
4
6
8
10
12
14
16
18
20
3
5
7
9
11
13
15
17
19
5
6
7
8
49.5
49.5
45.0
49.5
49.5
45.0
49.5
49.5
45.0
FO

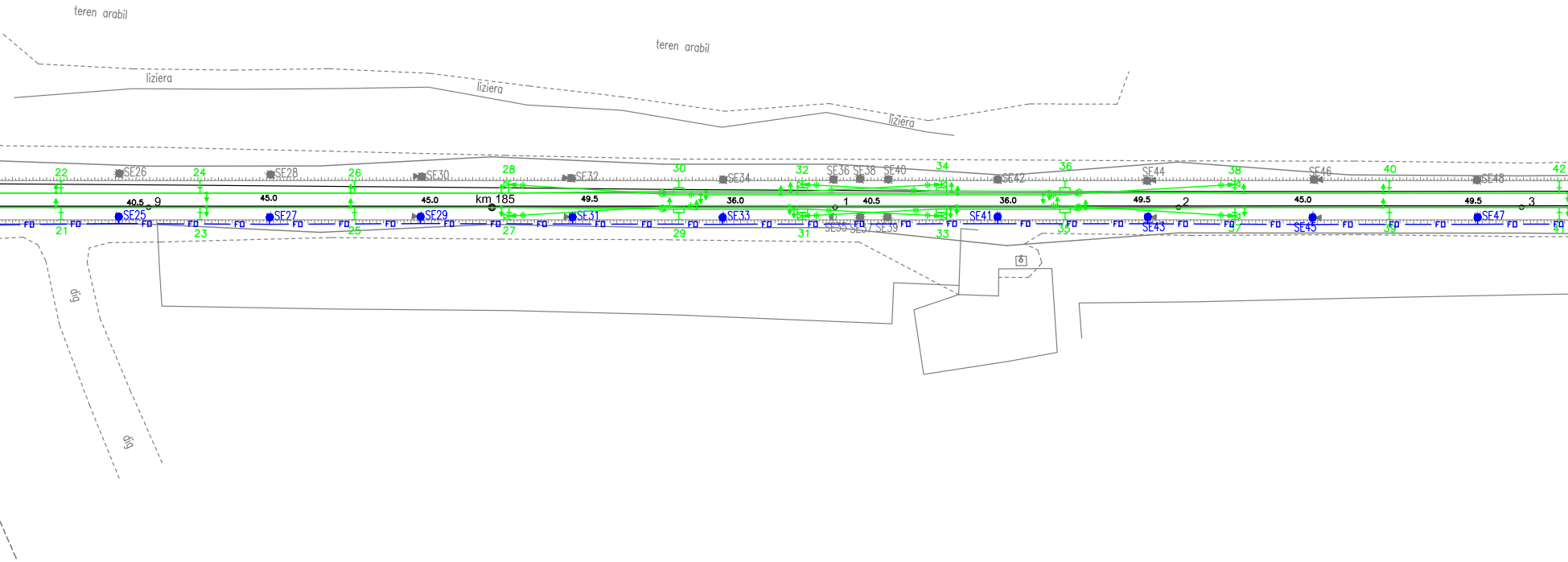
teren arabil
teren arabil
liziera
liziera
liziera
dig
dig
km 185
22
24
26
28
30
32
34
36
38
40
42
21
23
25
27
29
31
33
35
37
39
41
SE25
SE26
SE27
SE28
SE29
SE30
SE31
SE32
SE33
SE34
SE35
SE36
SE37
SE38
SE39
SE40
SE41
SE42
SE43
SE44
SE45
SE46
SE47
SE48
40.5
45.0
45.0
49.5
36.0
40.5
36.0
49.5
45.0
49.5
9
1
2
3
FO

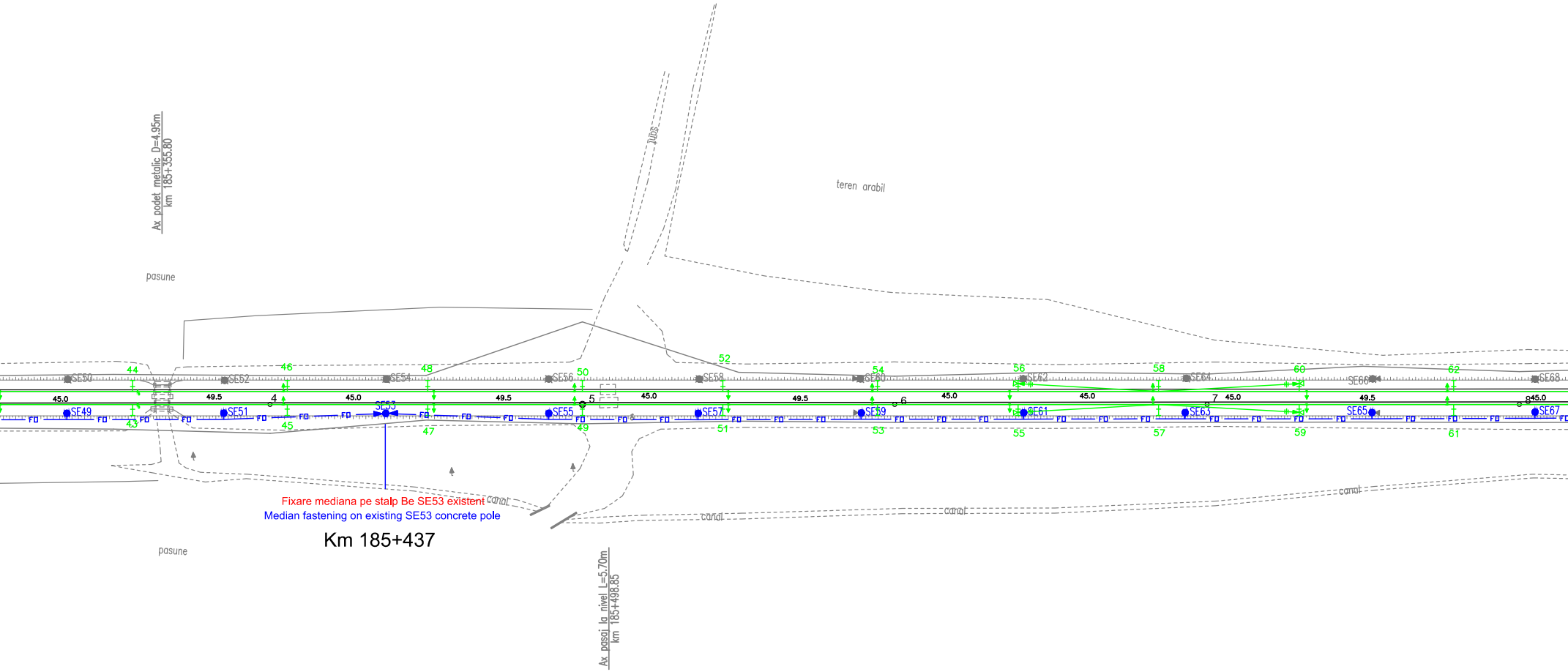
Ax podet metalic D=4.95m
km 185+355.80
pasune
teren arabil
canal
Ax pasaj la nivel L=5.70m
km 185+498.85
SE49
SE50
SE51
SE52
SE53
SE54
SE55
SE56
SE57
SE58
SE59
SE60
SE61
SE62
SE63
SE64
SE65
SE66
SE67
SE68
FO
45.0
49.5
4
5
6
7
8
43
44
45
46
47
48
49
50
51
52
53
54
55
56
57
58
59
60
61
62

Fixare mediana pe stalp Be SE53 existent

Median fastening on existing SE53 concrete pole

Km 185+437

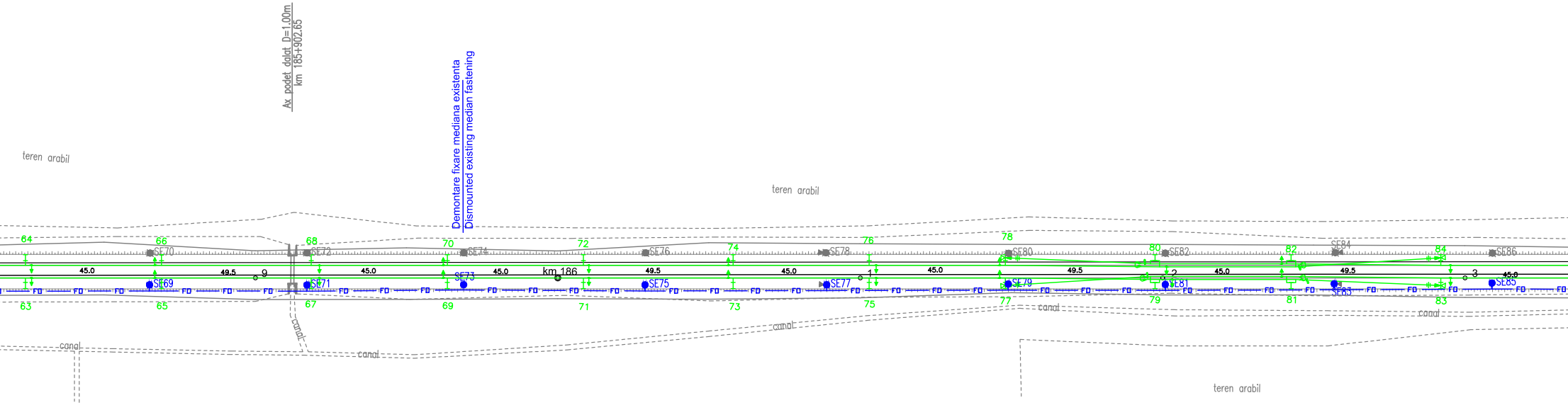
Ax podet dalat D=1.00m
km 185+902.65
Demontare fixare mediana existenta
Dismounted existing median fastening
teren arabil
teren arabil
teren arabil
canal
canal
canal
canal
canal
canal
64
66
68
70
72
74
76
78
80
82
84
SE70
SE72
SE74
SE76
SE78
SE80
SE82
SE84
SE86
45.0
49.5
9
45.0
45.0
km 186
49.5
45.0
1
45.0
49.5
2
45.0
49.5
3
45.0
SE69
SE71
SE73
SE75
SE77
SE79
SE81
SE83
SE85
FD
63
65
67
69
71
73
75
77
79
81
83

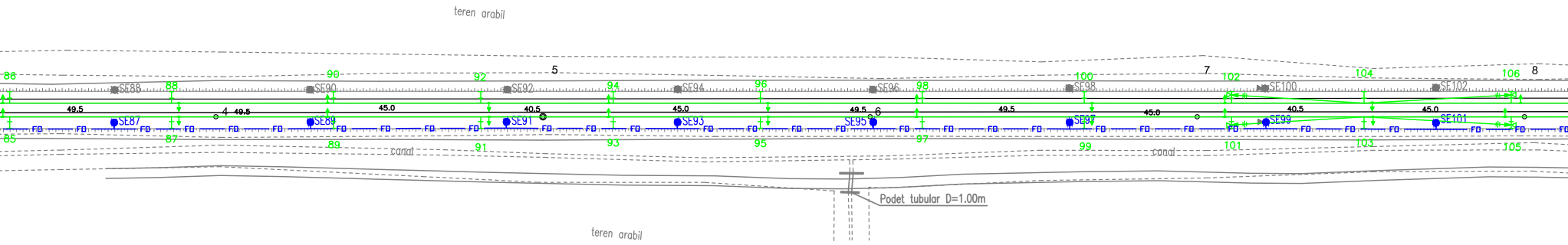
teren arabil
5
7
8
86
88
90
92
94
96
98
100
102
104
106
SE88
SE90
SE92
SE94
SE96
SE98
SE100
SE102
49.5
4
49.5
45.0
40.5
45.0
49.5
6
49.5
45.0
40.5
45.0
SE87
SE89
SE91
SE93
SE95
SE97
SE99
SE101
FO
85
87
89
91
93
95
97
99
101
103
105
canal
canal
Podet tubular D=1.00m
teren arabil

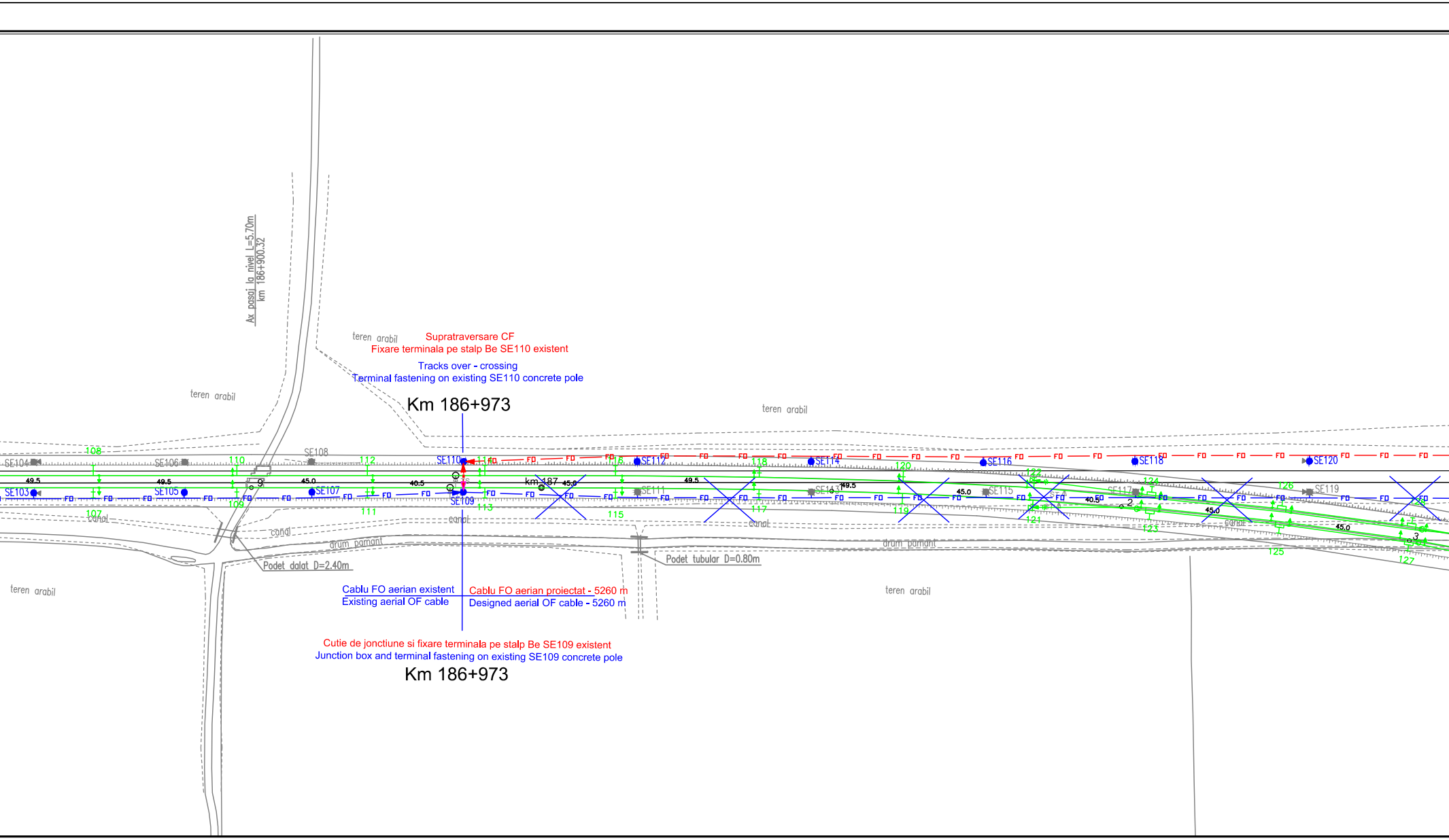

Supratraversare CF
Fixare terminala pe stalp Be SE110 existent

Tracks over - crossing
Terminal fastening on existing SE110 concrete pole

Km 186+973

Cablu FO aerian existent
Existing aerial OF cable

Cablu FO aerian proiectat - 5260 m
Designed aerial OF cable - 5260 m

Cutie de jonctiune si fixare terminala pe stalp Be SE109 existent
Junction box and terminal fastening on existing SE109 concrete pole

Km 186+973

Ax pasaj la nivel L=5.70m
km 186+900.32
teren arabil
teren arabil
teren arabil
teren arabil
teren arabil
SE103
SE104
SE105
SE106
SE107
SE108
SE109
SE110
SE111
SE112
SE113
SE114
SE115
SE116
SE117
SE118
SE119
SE120
km 187
49.5
45.0
40.5
107
108
109
110
111
112
113
115
116
117
118
119
120
121
122
123
124
125
126
127
FO
canal
canal
canal
canal
drum pamant
drum pamant
Podet dalat D=2.40m
Podet tubular D=0.80m

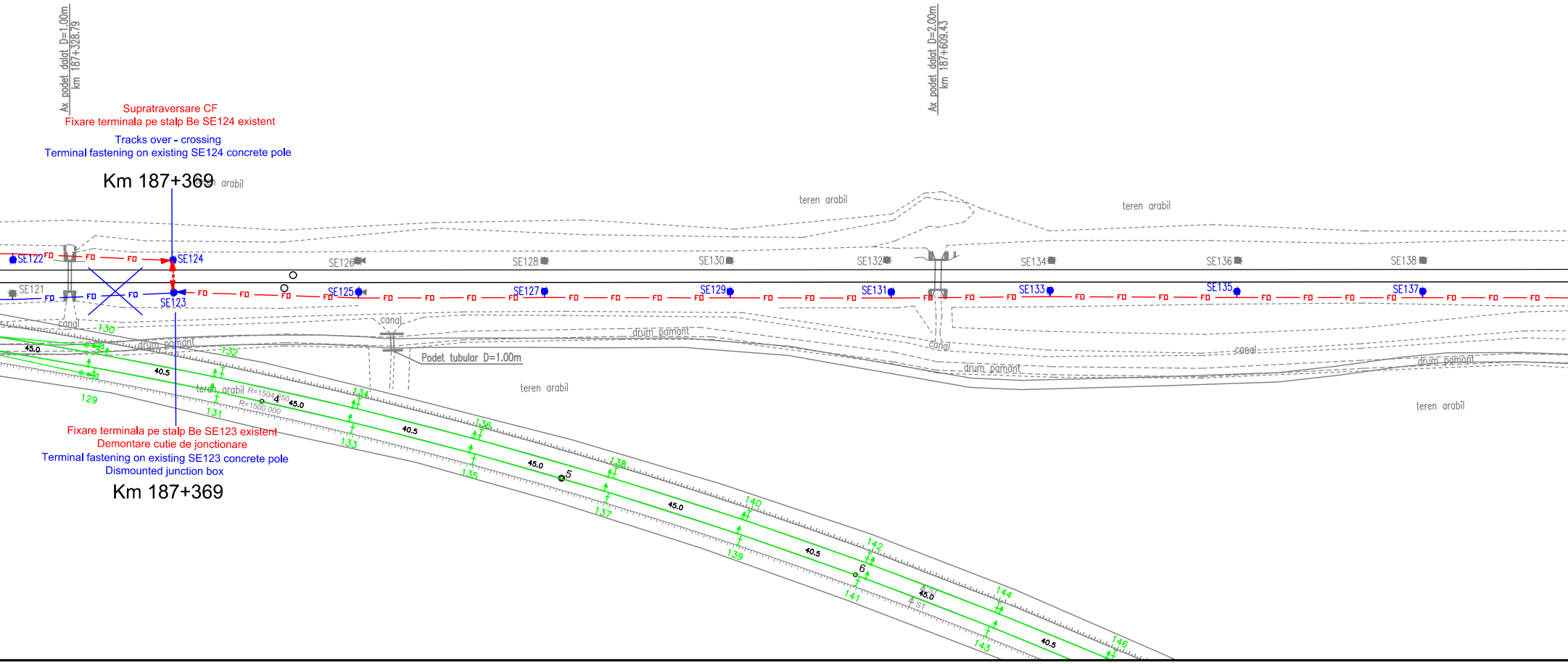
Supratraversare CF
Fixare terminala pe stalp Be SE124 existent

Tracks over - crossing
Terminal fastening on existing SE124 concrete pole

Km 187+369

Fixare terminala pe stalp Be SE123 existent
Demontare cutie de jonctionare

Terminal fastening on existing SE123 concrete pole
Dismounted junction box

Km 187+369

Ax podet dalat D=1.00m
km 187+328.79
Ax podet dalat D=2.00m
km 187+609.43
teren arabil
teren arabil
teren arabil
SE122
SE124
SE121
SE123
SE125
SE126
SE127
SE128
SE129
SE130
SE131
SE132
SE133
SE134
SE135
SE136
SE137
SE138
FO
canal
canal
canal
canal
drum pamant
drum pamant
drum pamant
drum pamant
Podet tubular D=1.00m
teren arabil
teren arabil
teren arabil
R=1504.250
R=1500.000
4
5
6
45.0
40.5
129
130
131
132
133
134
135
136
137
138
139
140
141
142
143
144
146
4 ST

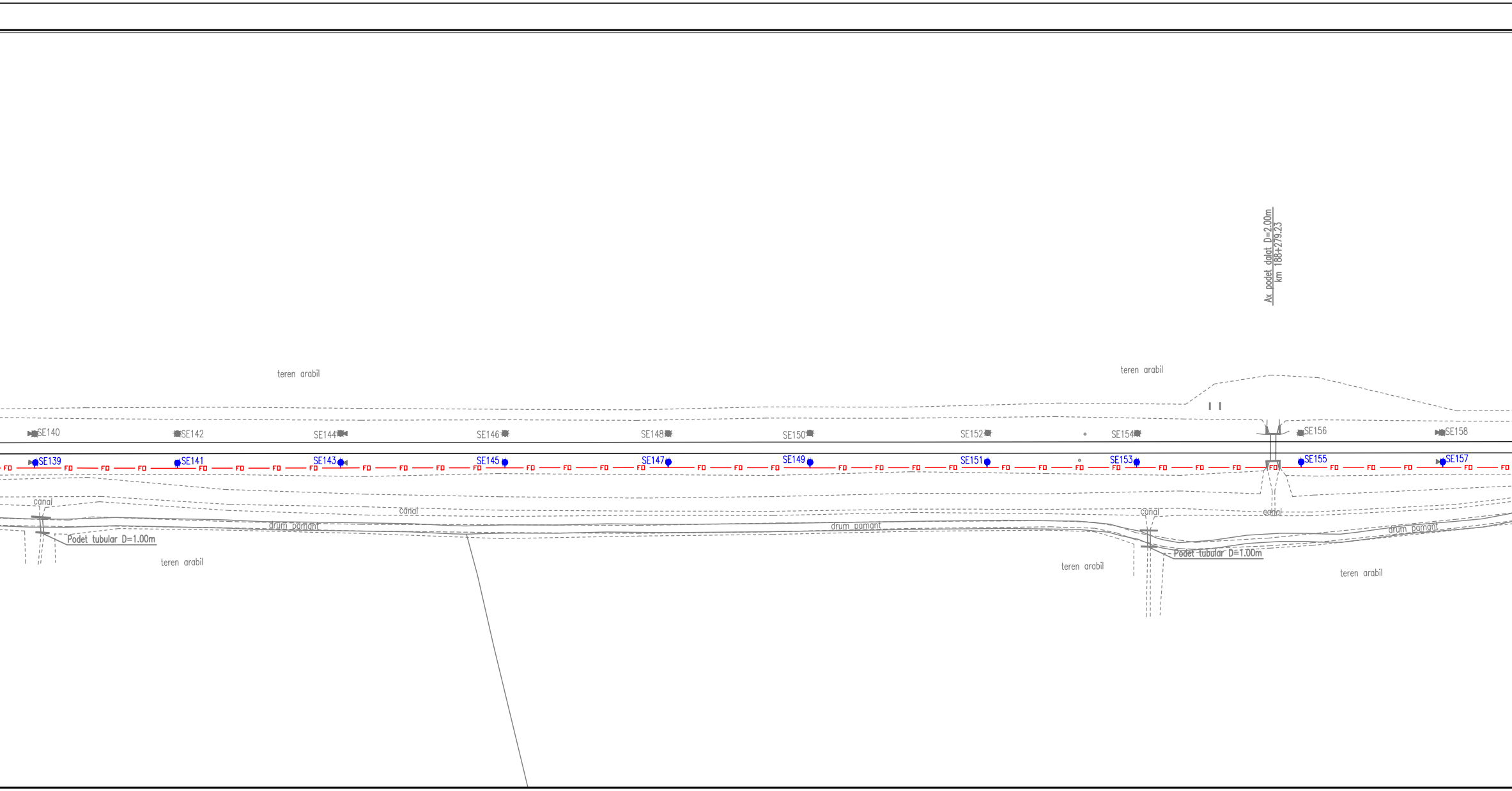
Ax podet dalat D=2.00m
km 188+279.23
teren arabil
teren arabil
SE140
SE142
SE144
SE146
SE148
SE150
SE152
SE154
SE156
SE158
SE139
SE141
SE143
SE145
SE147
SE149
SE151
SE153
SE155
SE157
FO
canal
canal
canal
canal
drum pamant
drum pamant
drum pamant
Podet tubular D=1.00m
Podet tubular D=1.00m
teren arabil
teren arabil
teren arabil

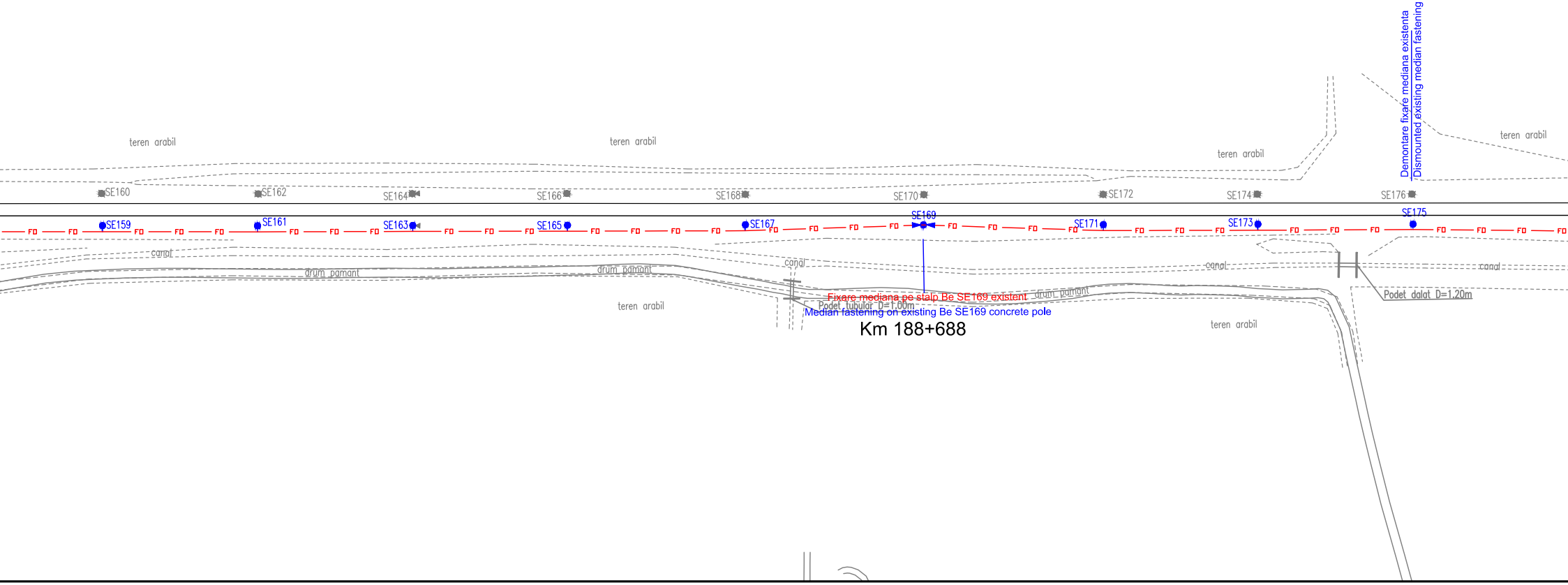
Demontare fixare mediana existenta
Dismounted existing median fastening
teren arabil
teren arabil
teren arabil
teren arabil
SE160
SE162
SE164
SE166
SE168
SE170
SE172
SE174
SE176
SE159
SE161
SE163
SE165
SE167
SE169
SE171
SE173
SE175
FO
canal
drum pamant
drum pamant
canal
canal
canal
drum pamant
teren arabil
Fixare mediana pe stalp Be SE169 existent
Podet tubular D=1,00m
Median fastening on existing Be SE169 concrete pole
Km 188+688
Podet dalat D=1,20m
teren arabil


teren arabil
SE178
SE180
SE182
SE184
SE186
SE188
SE190
SE192
SE194
SE177
SE179
SE181
SE183
SE185
SE187
SE189
SE191
SE193
FO
canal
canal
canal
teren arabil
teren arabil

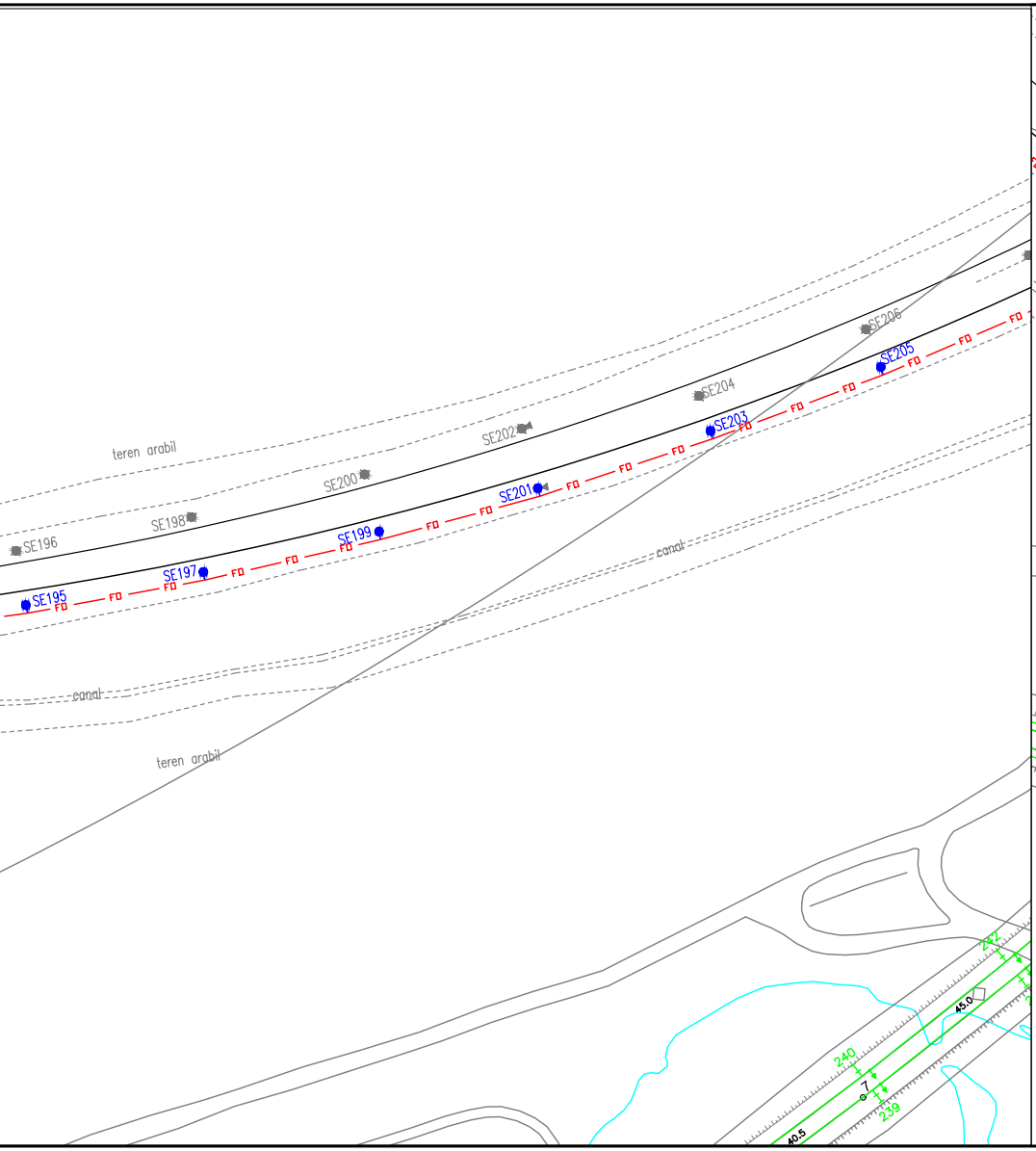
SE196
SE198
SE200
SE202
SE204
SE206
SE195
SE197
SE199
SE201
SE203
SE205
FD
teren arabil
canal
canal
teren arabil
240
7
239
45.0
40.5

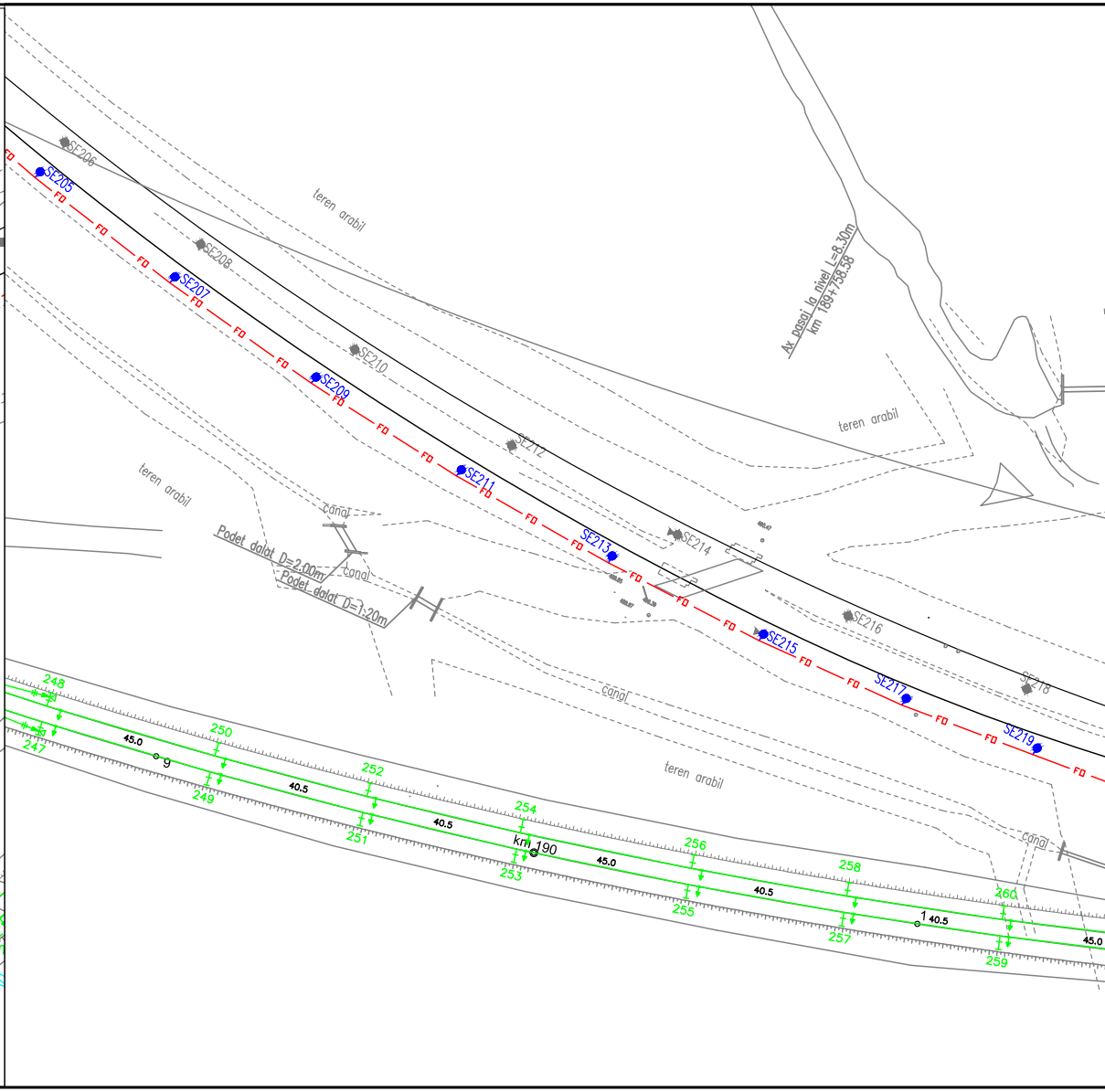
SE206
SE205
SE208
SE207
SE210
SE209
SE212
SE211
SE214
SE213
SE216
SE215
SE218
SE217
SE219
FD
teren arabil
teren arabil
teren arabil
teren arabil
Ax pasaj la nivel L=8.30m
km 189+758.58
canal
canal
canal
canal
Podet dalat D=2.00m
Podet dalat D=1.20m
248
247
250
249
252
251
254
253
256
255
258
257
260
259
45.0
40.5
9
km 190
1
45.0
40.5

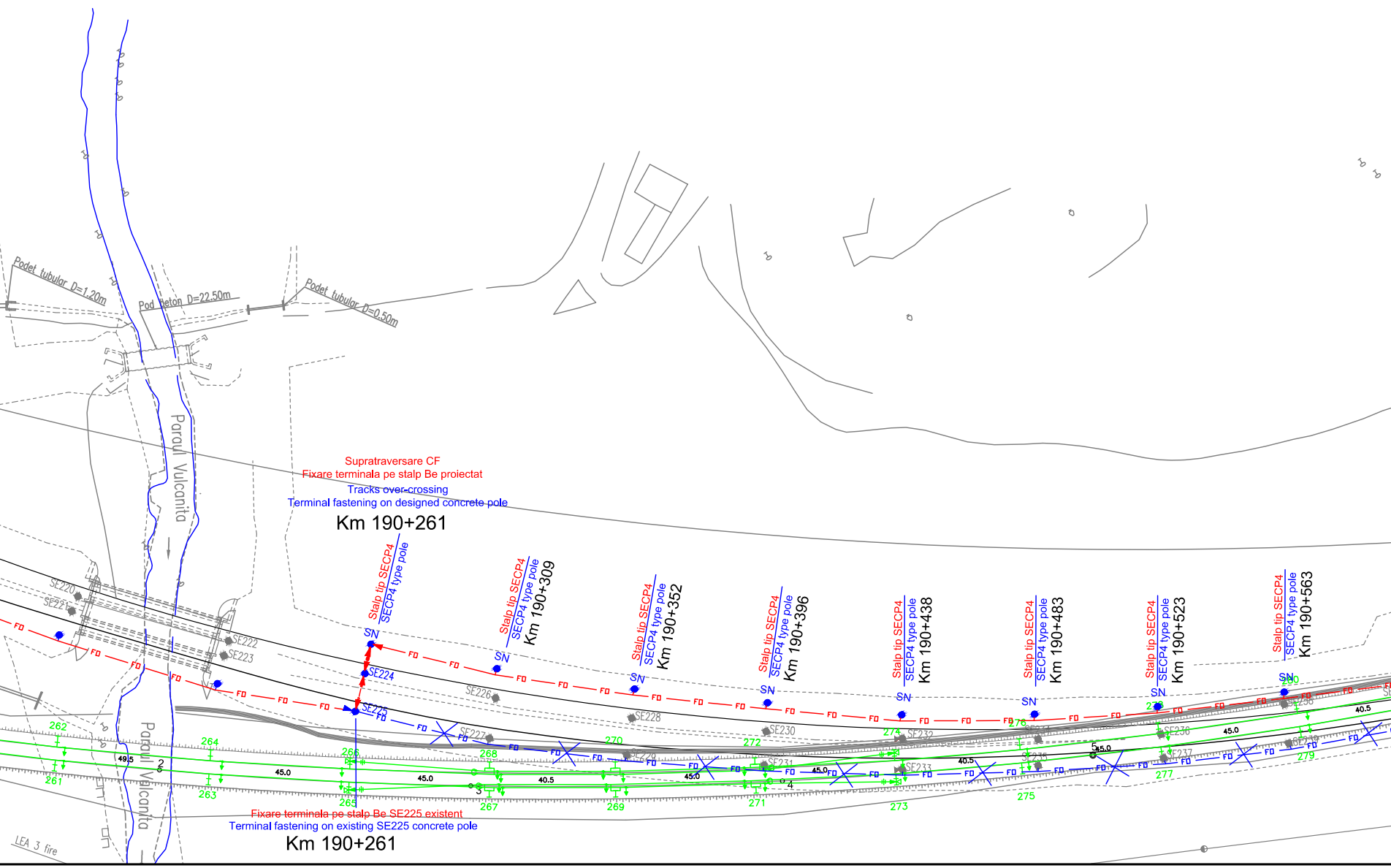
Podet tubular D=1.20m
Pod beton D=22.50m
Podet tubular D=0.50m
Paraul Vulcanita
Supratraversare CF
Fixare terminala pe stalp Be proiectat
Tracks over-crossing
Terminal fastening on designed concrete pole
Km 190+261
Stalp tip SECP4
SECP4 type pole
Stalp tip SECP4
SECP4 type pole
Km 190+309
Stalp tip SECP4
SECP4 type pole
Km 190+352
Stalp tip SECP4
SECP4 type pole
Km 190+396
Stalp tip SECP4
SECP4 type pole
Km 190+438
Stalp tip SECP4
SECP4 type pole
Km 190+483
Stalp tip SECP4
SECP4 type pole
Km 190+523
Stalp tip SECP4
SECP4 type pole
Km 190+563
SN
FO
SE220
SE221
SE222
SE223
SE224
SE225
SE226
SE227
SE228
SE229
SE230
SE231
SE232
SE233
SE235
SE236
SE237
SE238
SE239
261
262
263
264
265
266
267
268
269
270
271
272
273
274
275
276
277
278
279
280
49.5
45.0
40.5
Fixare terminala pe stalp Be SE225 existent
Terminal fastening on existing SE225 concrete pole
Km 190+261
LEA 3 fire

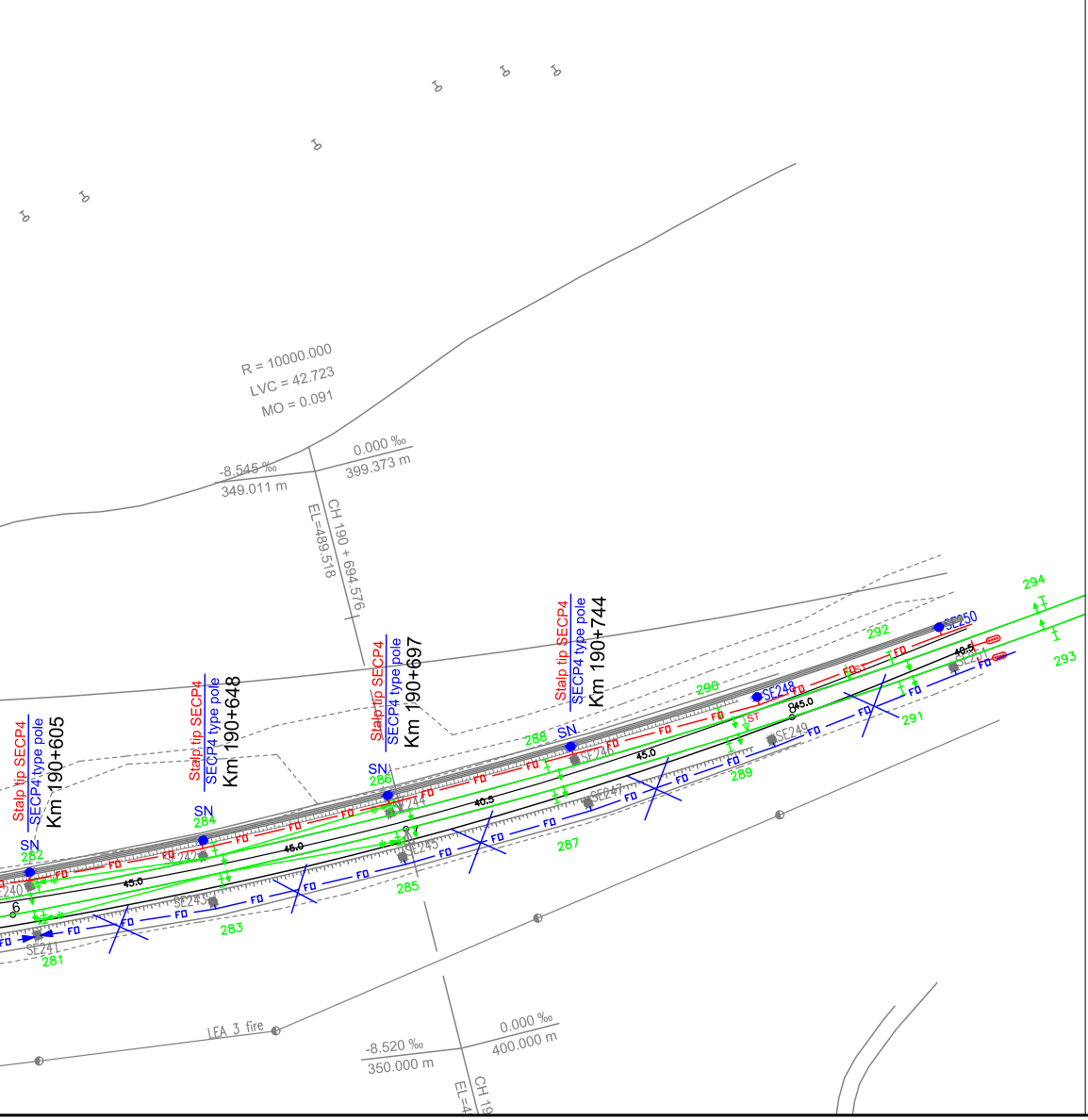
R = 10000.000
LVC = 42.723
MO = 0.091
-8.545 ‰
349.011 m
0.000 ‰
399.373 m
CH 190 + 694.576
EL=489.518
Stalp tip SECP4
SECP4 type pole
Km 190+605
Stalp tip SECP4
SECP4 type pole
Km 190+648
Stalp tip SECP4
SECP4 type pole
Km 190+697
Stalp tip SECP4
SECP4 type pole
Km 190+744
SN
282
SN
284
SN
286
SN
288
SE248
SE250
SE241
SE243
SE245
SE247
SE249
281
283
285
287
289
290
291
292
293
294
FD
45.0
40.5
LEA 3 fire
-8.520 ‰
350.000 m
0.000 ‰
400.000 m
EL=4
CH 19

DESCRIEREA LUCRĂRILOR

DESCRIEREA LUCRĂRILOR

Cablul cu fibre optice existent este instalat pe partea dreaptă a căii ferate şi este afectat în zonele unde se fac trecerile de la linia c.f. existentă la noile variante de traseu.
Lucrările de protejare a cablului cu fibre optice existent se vor realiza în 2 faze.

Faza 1

Operaţiile de eliberare a amplasamentului se va executa înaintea începerii lucrărilor de construcţii.

a) Inserarea unei bucăţi noi de cablu cu fibre optice între SE109 şi staţia Feldioara, deoarece cablul existent este afectat atât de varianta nouă de traseu c.f., cât şi de construcţia noilor linii c.f. din staţie.

Cablul proiectat se va instala aerian, după cum urmează:

- pe stâlpul SE109, de pe partea dreaptă a căii ferate, se realizează joncţionarea cu cablul existent
- se supratraversează calea ferată între stâlpii SE109 - SE110
- instalare aeriană pe stâlpii existenţi de pe partea stângă a căii ferate
- se supratraversează calea ferată între stâlpii SE124 - SE123
- instalare aeriană pe stâlpii existenţi de pe partea dreaptă a căii ferate cu o fixare mediană la stâlpul SE169
- supratraversarea căii ferate între stâlpii SE225 - SE225 - SN
- instalare aeriană pe stâlpii existenţi şi stâlpii de beton proiectaţi de pe partea stângă a căii ferate până lângă clădirii staţiei Feldioara
- introducerea cablului în sala de echipamente Tc din clădirea staţiei se va face printr-o scurtă canalizaţie telefonică.

b) Demontarea cablului existent dintre stâlpul SE109 şi staţia Feldioara după preluarea comunicaţiilor prin noul cablu.

DESCRIPTION OF THE WORKS

The existing fiber optic cable is installed on the right side of the railway tracks and it is affected in the areas where will be made the passing from the existing to the new railway routes.
The protection of the existing fiber optic cable will be performed in 2 phases.

1st Phase

The works on the fiber optic cable for setting free the works site must be performed before the beginning of the construction works of the new rail tracks.

a) Insertion of one new fiber optic cable between the SE109 pole and Feldioara station because the existing cable is affected both by the new railway tracks and the construction of the new railway lines in the station.

The designed cable will be installed aerial as follows:

- on the SE109 pole from the right side of tracks, it will be performed the junction wuth the existing cable
- over-crossing of railway tracks between the SE109 - SE110 poles
- aerial installation on the existing poles on the left side of rail tracks
- over-crossing of railway tracks between the SE124 - SE123 poles
- aerial installation on the existing poles on the right side of rail tracks having a median fastening on the SE169 pole
- over-crossing of railway tracks between the SE225 - SE225 - SN poles
- aerial installation on the existing and designed concrete poles on the left side of rail tracks up to near the Feldioara station building
- the introduction of cable in the telecommunication equipment room inside the station building it will be made through a short telephone conduit.

b) The dismounting of the existing cable between Feldioara station and the SE109 pole will be made after the taking over of communications on the new cable.

LEGENDA TELECOMUNICATII
TELECOMMUNICATIONS LEGEND:

—FO—	Cablu FO aerian proiectat Designed aerial OF cable
—FO—FO—	Cablu FO aerian existent Existing aerial OF cable
╳FO—FO╳	Demontare cablu FO aerian existent Dismounted existing aerial OF cable
SN ●	Stalp de beton proiectat pentru sustinerea cablului FO Designed concrete pole for supporting the OF cable
●	Stalp de beton existent care se pastreaza Preserved existing concrete pole
●	Stalp de beton existen - demontat Dismounted existing concrete pole

D					
C					
B					
A					
Indice Index	Data Date	Modificare Modification/Revision	Proiectant Designer	Aprobat Consultant Approved Consultant	Aprobat CFR Approved CFR

GUVERNUL ROMANIEI
ROMANIAN GOVERNMENT

PROIECT FINANŢAT DE UNIUNEA EUROPEANĂ
EUROPEAN UNION FINANCED PROJECT

CLIENT / CLIENT

CFR

C.N.C.F. "C.F.R." - S.A.

ITALFERR
GRUPPO FERROVIE DELLO STATO
Joint Venture leader

Scott Wilson

OBERMEYER
PLANEN + BERATEN GmbH

TECNIC
Consulting Engineers

CONSULTANT / CONSULTANT			Data Date	Semnătură Signature
Aprobat Approved	Şef proiect Project manager	R. Liuzza	01.2012	
Aprobat Approved	Coordonator Secţiune 1 Section 1 Coordinator	C. Gambelli	01.2012	
Verificat Checked	Expert Verificator Checking Expert	Pino Amodio	01.2012	

SUBCONTRACTANT / SUBCONTRACTOR

ArEX

Aprobat Approved	Responsabil Subcontractant Subcontractor Responsible	A.Stanciu - Dinulescu	01.2012	
Întocmit Elaborated	Proiectant Designer	Stefania Archip	01.2012	

Reabilitarea liniei de cale ferata Brasov - Simeria, parte componentă a coridorului IV Pan European, pentru circulaţia trenurilor cu viteza maximă de 160 km/h,
Tronsonul : Brasov - Sighisoara
Rehabilitation of the railway line Brasov - Simeria, component Part of the IV Pan-European Corridor, for the trains circulation with maximum speed of 160 km/h,
Section : Brasov - Sighisoara

Proiect/Project
2004/RO/16/P/PA/003

Faza / Phase:
P.Th. / T.D.

Denumire desen / Drawing Title :

Mutarea si protejarea cablului FO existent - Faza 1
Plan de situatie - interval Bod - Feldioara. Section - Layout Plan
Removal and protection of existing OF cable - 1st Phase

Codificare / Codification System	Scara / Scale 1:1000	LOT / LOT	Nr. / No 01 / 03

E A 5 1   0 1   C   0 6   L 7   T C   0 2   9   1   0 0 1   1