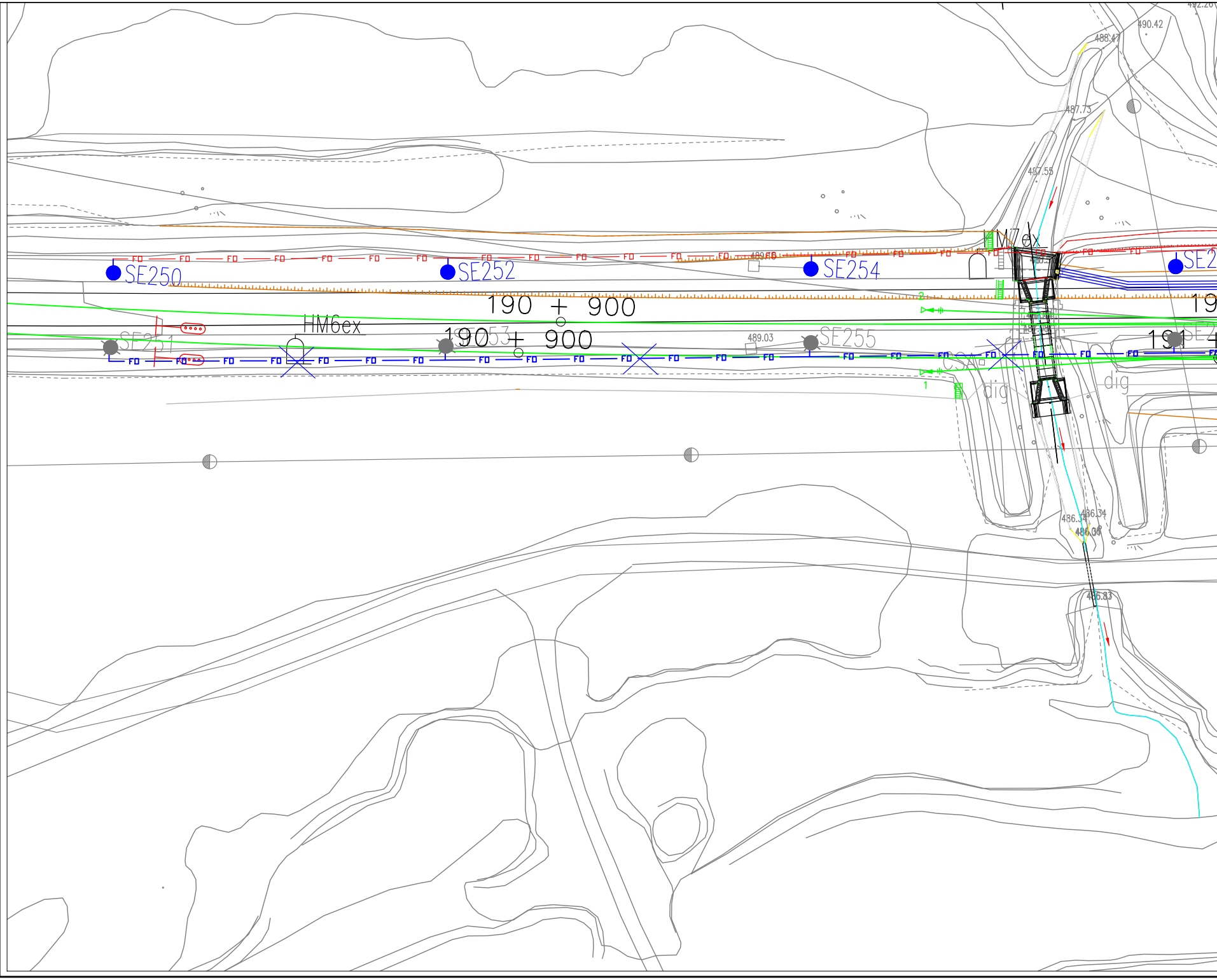

492.26
490.42
488.47
487.73
487.55
HM7ex
SE250
SE252
489.03
SE254
SE2
190 + 900
19
HM6ex
SE251
190 + 900
SE253
489.03
SE255
191 +
SE2
FO
CSA
dig
dig
486.34
486.34
486.06
485.83

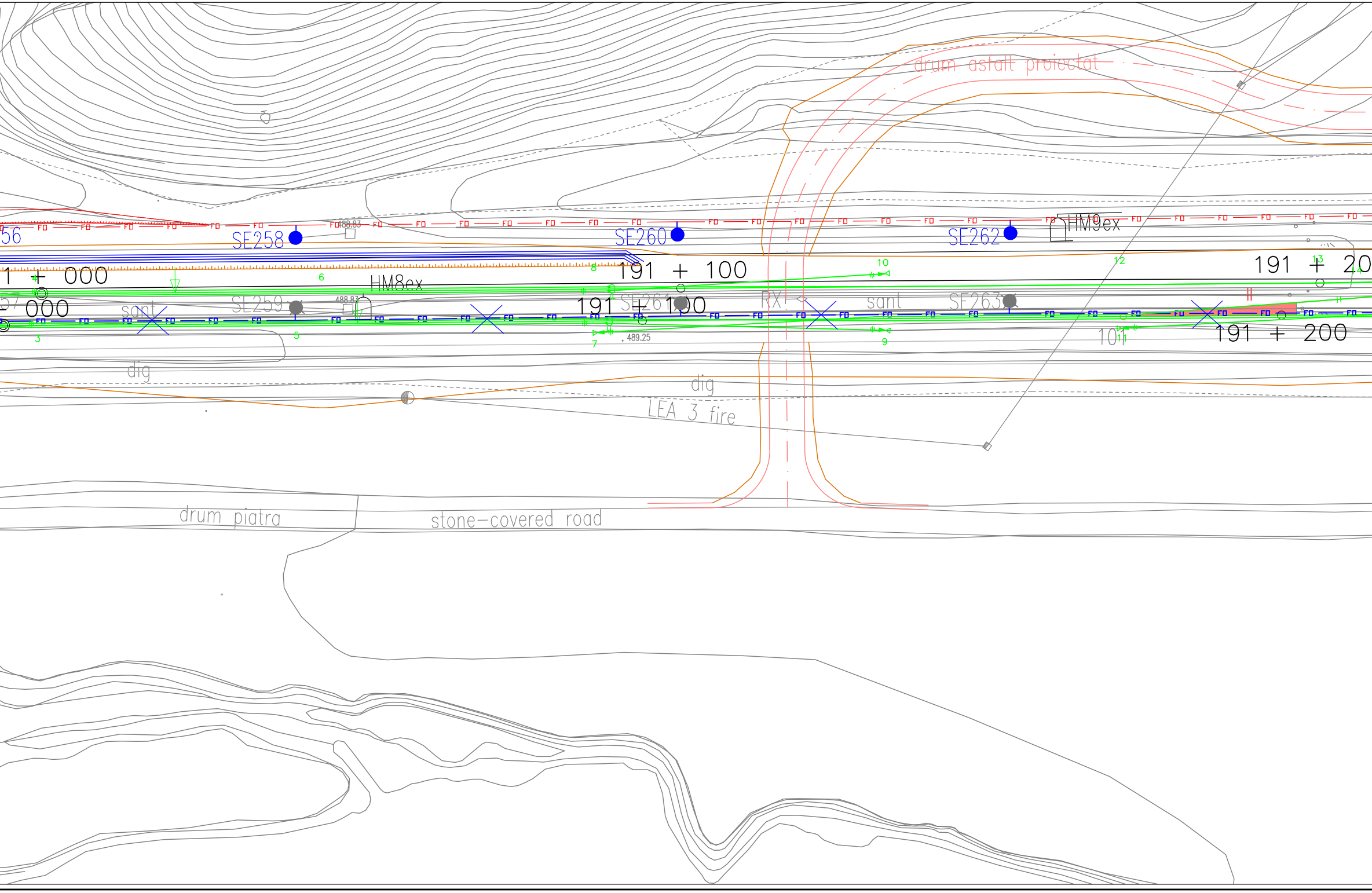
drum asfalt proiectat
56
SE258
488.83
SE260
SE262
HM9ex
1 + 000
HM8ex
191 + 100
191 + 20
000
sant
SE259
488.87
SE261
191 + 100
RX
sant
SE263
191 + 200
489.25
FO
dig
dig
LEA 3 fire
drum piatra
stone-covered road


drum asfalt proiectat
N
N
SE264
SE266
SE268
HM1ex
0
103
KM191ex
191 + 300
105
sant
SE265
SE267
191 + 300
SE269
sant
489.10
15
16
17
18
19
20
21
22
23
24
FO
dig
drum piatra
stone-covered road
Stalp tip SECP4
SECP4 type pole
Km 191+274
Stalp tip SECP4
SECP4 type pole
Km 191+331
Stalp tip SECP4

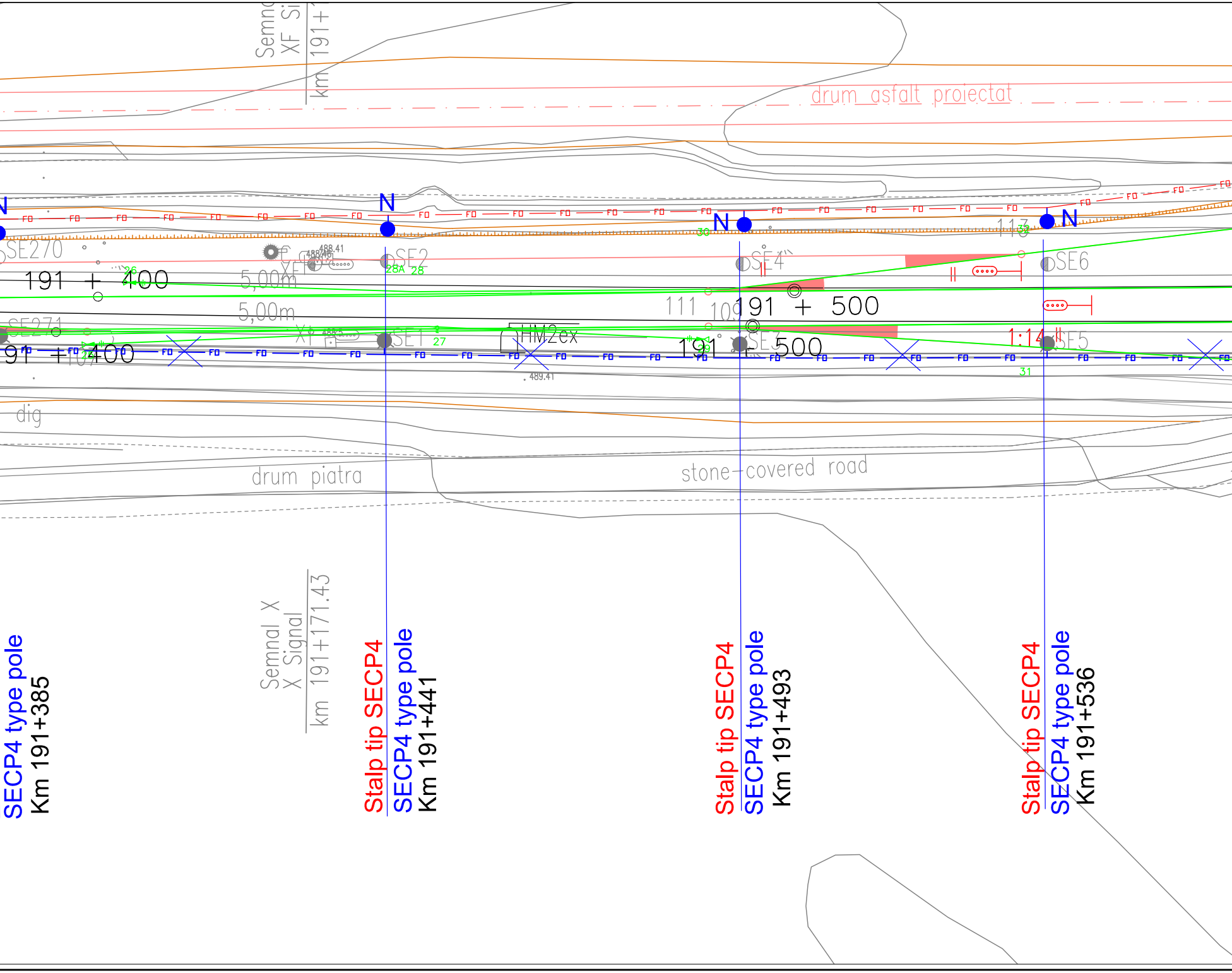
Semnal X Signal
km 191+171.43
drum asfalt proiectat
N
FO
SE270
SE271
SE2
SE1
SE4
SE3
SE6
SE5
XF
488.41
489.41
28A
28
27
26
30
31
33
191 + 400
191 + 500
5,00m
5,00m
HM2ex
111
109
113
1:14
dig
drum piatra
stone-covered road
SECP4 type pole
Km 191+385
Stalp tip SECP4
SECP4 type pole
Km 191+441
Stalp tip SECP4
SECP4 type pole
Km 191+493
Stalp tip SECP4
SECP4 type pole
Km 191+536

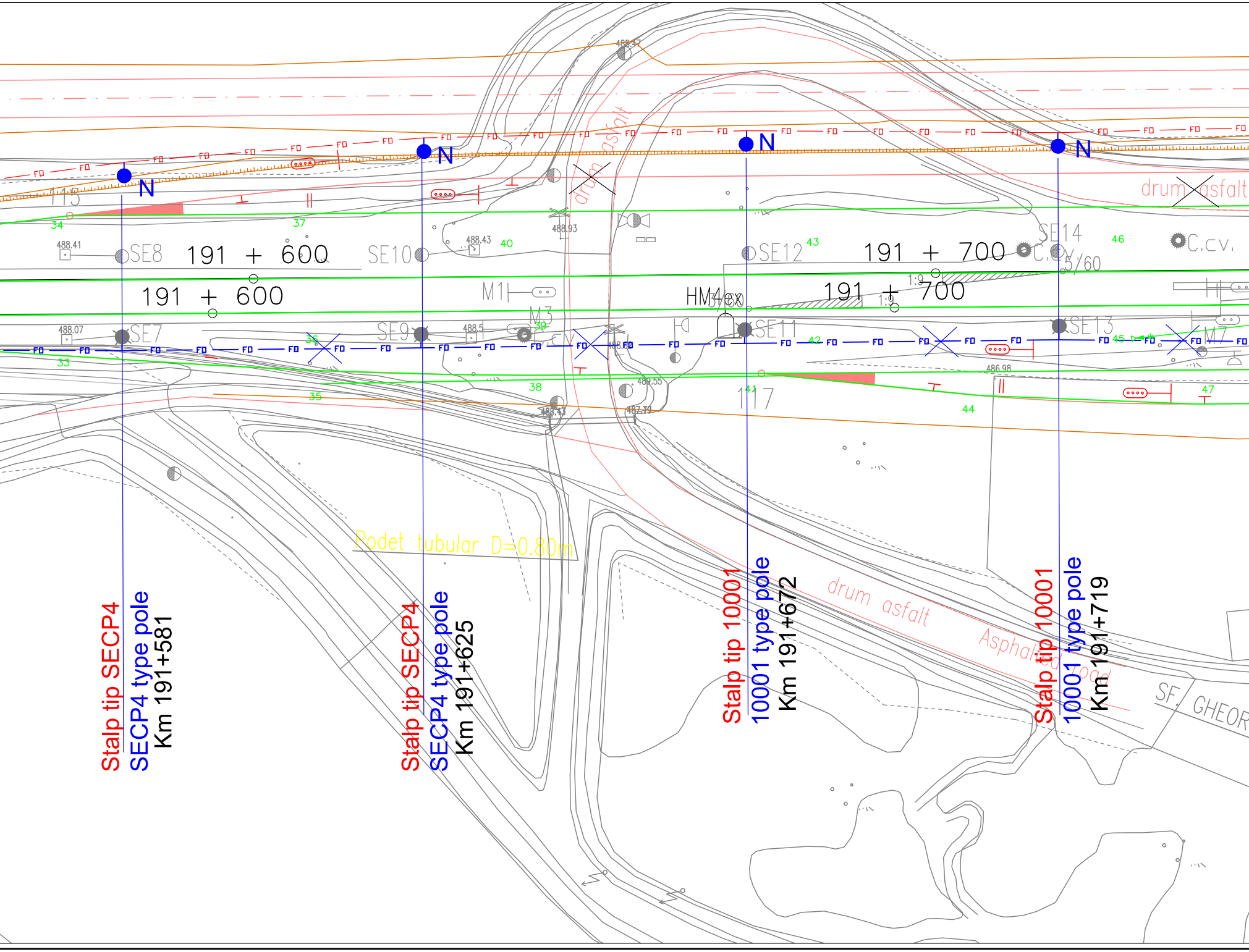
Stalp tip SECP4
SECP4 type pole
Km 191+581
Stalp tip SECP4
SECP4 type pole
Km 191+625
Stalp tip 10001
10001 type pole
Km 191+672
Stalp tip 10001
10001 type pole
Km 191+719
N
N
N
N
191 + 600
191 + 600
191 + 700
191 + 700
SE7
SE8
SE9
SE10
SE11
SE12
SE13
SE14
M1
M3
M7
HM4cx
C.cv.
C.cv.
5/60
1:9
1:9
115
117
drum asfalt
drum asfalt
drum asfalt
Asphalted road
Podet tubular D=0.80m
SF. GHEOR
FO
488.47
488.41
488.07
488.43
488.93
488.5
488.55
488.13
487.79
486.98
33
34
35
36
37
38
39
40
41
42
43
44
45
46
47

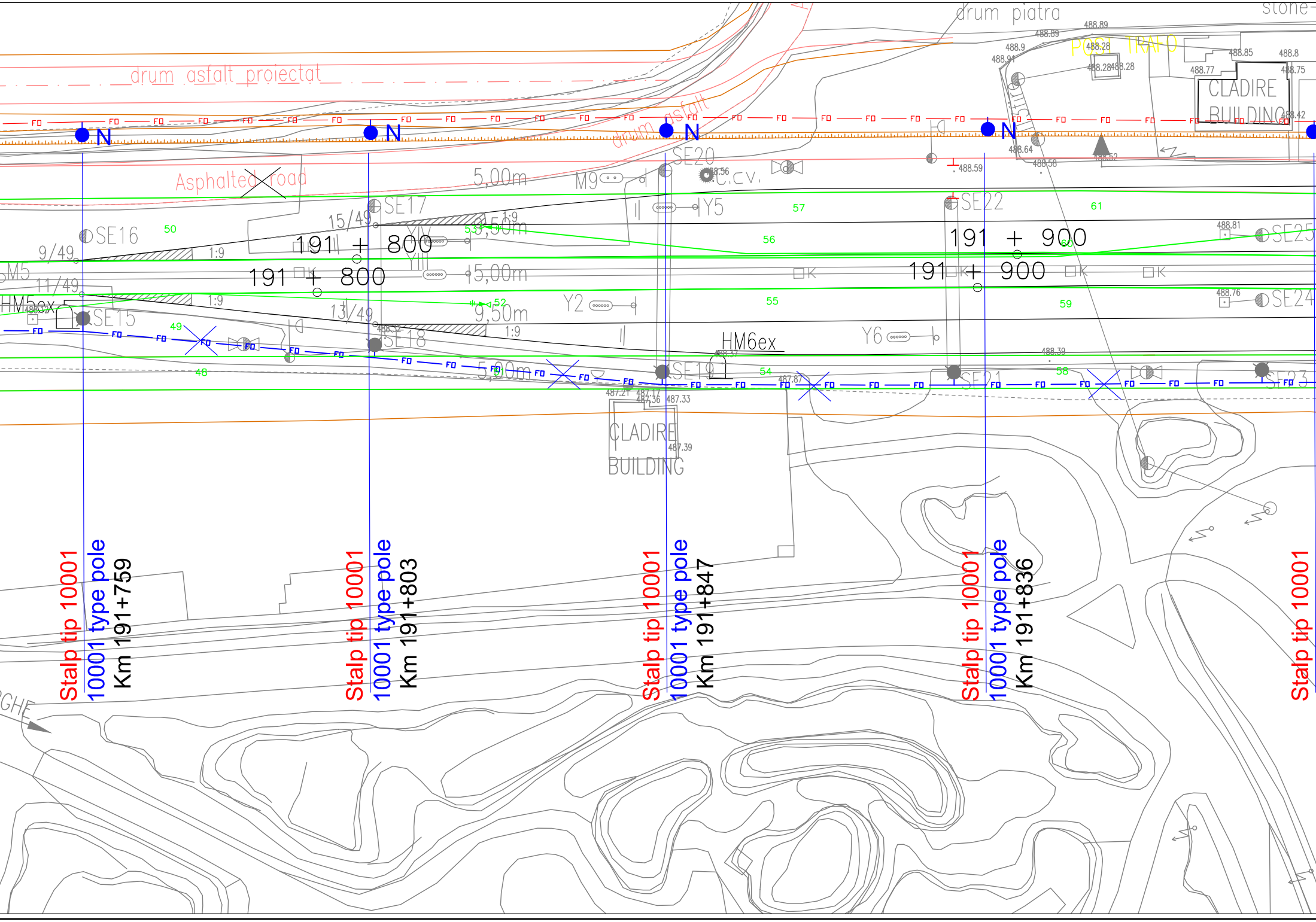

drum piatra
stone-
POST TRAFO
CLADIRE
BUILDING
drum asfalt proiectat
drum asfalt
Asphalted road
FO
FD
N
SE15
SE16
SE17
SE18
SE19
SE20
SE21
SE22
SE23
SE24
SE25
C.C.V.
M9
Y2
Y5
Y6
HM5ex
HM6ex
M5
9/49
11/49
13/49
15/49
1:9
5,00m
9,50m
191 + 800
191 + 900
48
49
50
52
53
54
55
56
57
58
59
60
61
488.89
488.9
488.91
488.28
488.85
488.8
488.77
488.75
488.42
488.64
488.59
488.58
488.52
488.81
488.76
488.39
487.87
487.21
487.36
487.33
487.39
Stalp tip 10001
10001 type pole
Km 191+759
Km 191+803
Km 191+847
Km 191+836

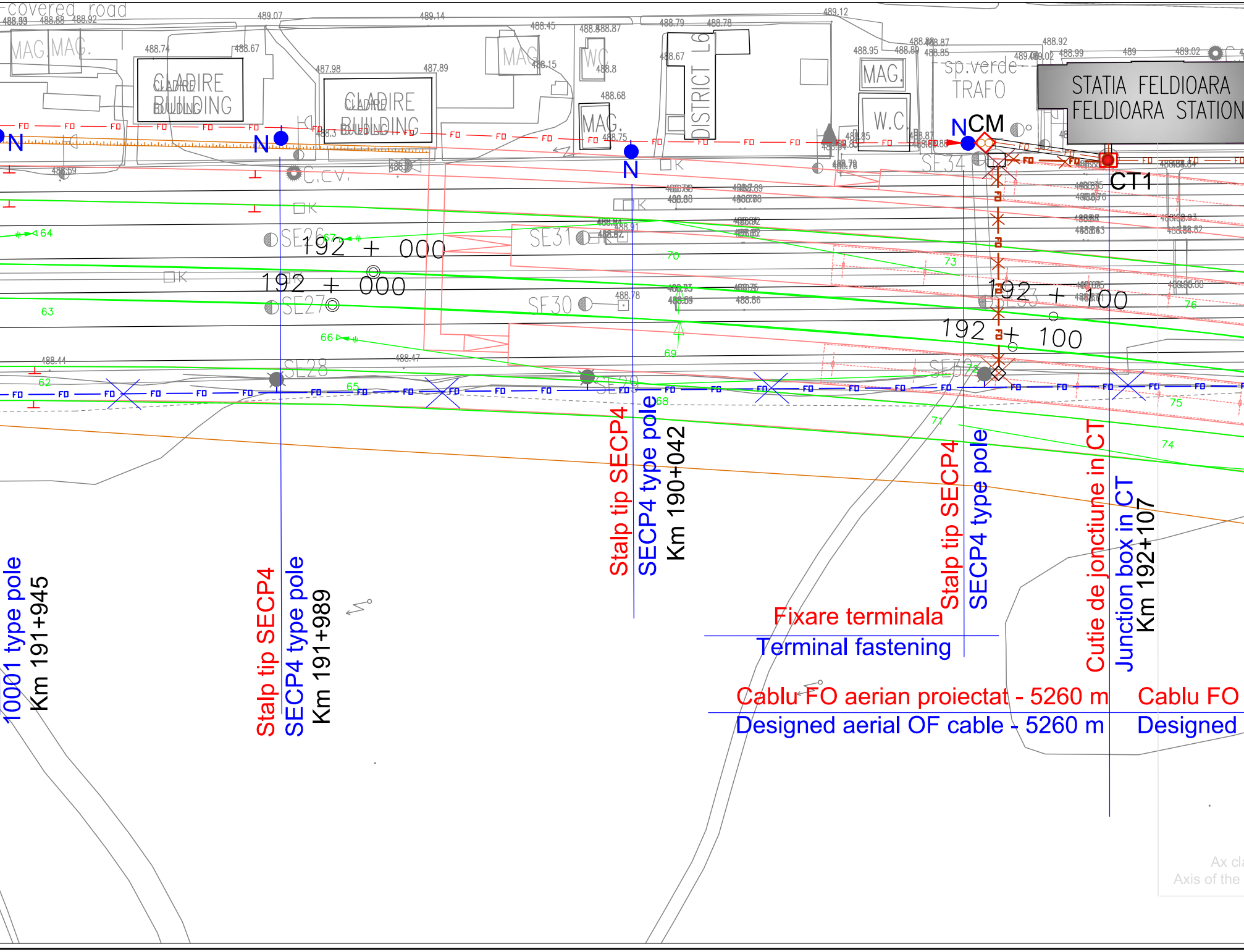
covered road
CLADIRE BUILDING
CLADIRE BUILDING
MAG.
MAG.
W.C.
DISTRICT L6
sp.verde
TRAFO
STATIA FELDIOARA
FELDIOARA STATION
CM
CT1
N
N
N
N
SE26
SE27
SE28
SE29
SE30
SE31
SE32
SE34
C.c.v.
192 + 000
192 + 000
192 + 100
192 + 100
FO
10001 type pole
Km 191+945
Stalp tip SECP4
SECP4 type pole
Km 191+989
Stalp tip SECP4
SECP4 type pole
Km 190+042
Stalp tip SECP4
SECP4 type pole
Fixare terminala
Terminal fastening
Cutie de jonctiune in CT
Junction box in CT
Km 192+107
Cablu FO aerian proiectat - 5260 m
Designed aerial OF cable - 5260 m
Cablu FO
Designed
Ax c
Axis of the

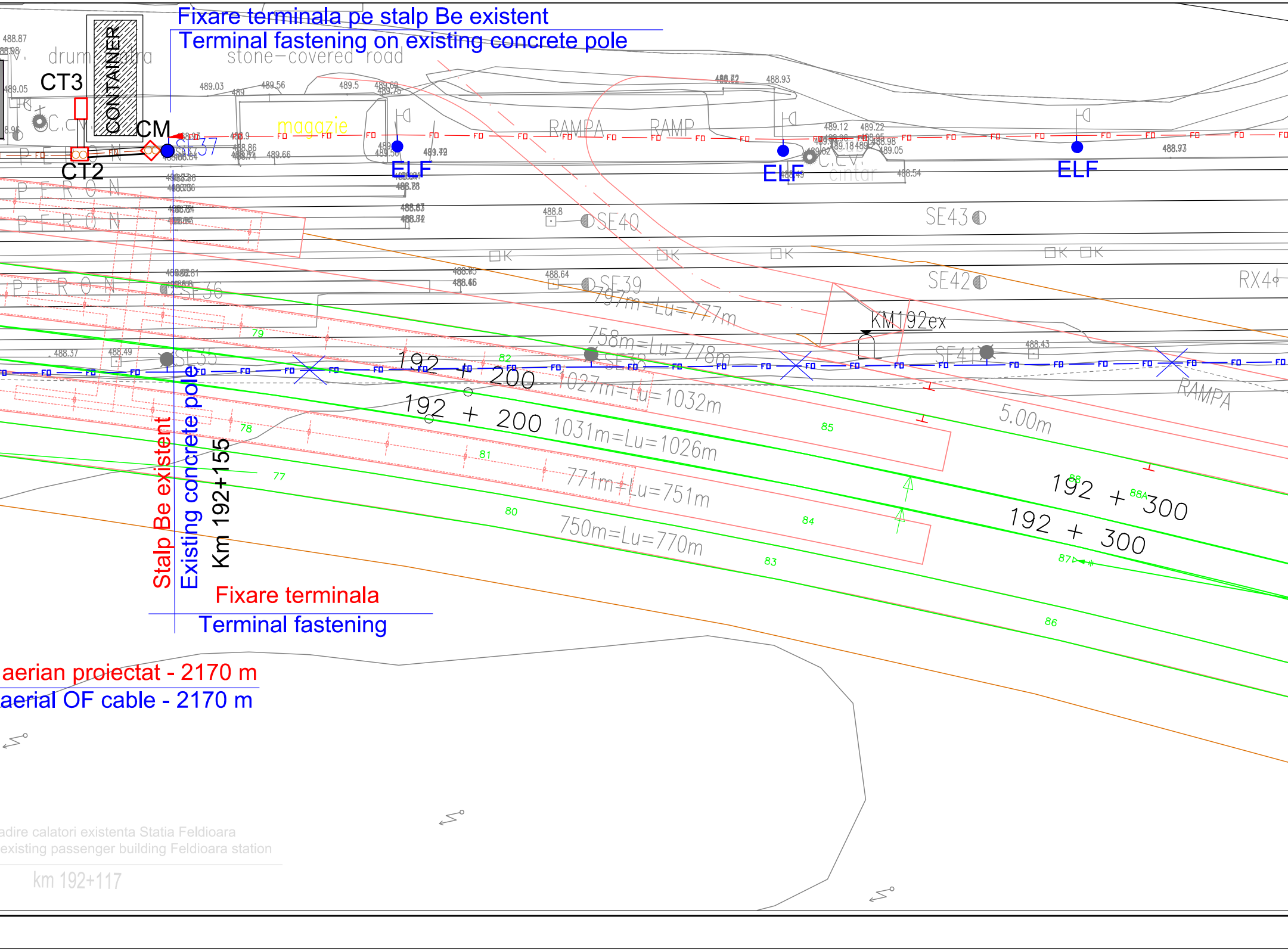
Fixare terminala pe stalp Be existent
Terminal fastening on existing concrete pole
drum piatra
stone-covered road
CONTAINER
CT3
CT2
CM
SE37
maggazie
RAMPA
RAMP
ELF
ELF
ELF
C.E.V. cintar
PERON
PERON
PERON
SE40
SE43
SE39
SE42
RX4
SE36
SE35
SE38
SE41
KM192ex
797m=Lu=777m
758m=Lu=778m
1027m=Lu=1032m
1031m=Lu=1026m
771m=Lu=751m
750m=Lu=770m
192 + 200
192 + 200
192 + 300
192 + 300
5.00m
RAMPA
Stalp Be existent
Existing concrete pole
Km 192+155
Fixare terminala
Terminal fastening
aerian proiectat - 2170 m
aerial OF cable - 2170 m
adire calatori existenta Statia Feldioara
existing passenger building Feldioara station
km 192+117
FO
77
78
79
80
81
82
83
84
85
86
87
88
88A
488.87
489.05
489.03
489
489.56
489.5
489.69
489.75
488.93
489.12
489.22
489.05
488.97
488.9
488.86
489.66
488.8
488.64
488.54
488.43
488.37
488.49

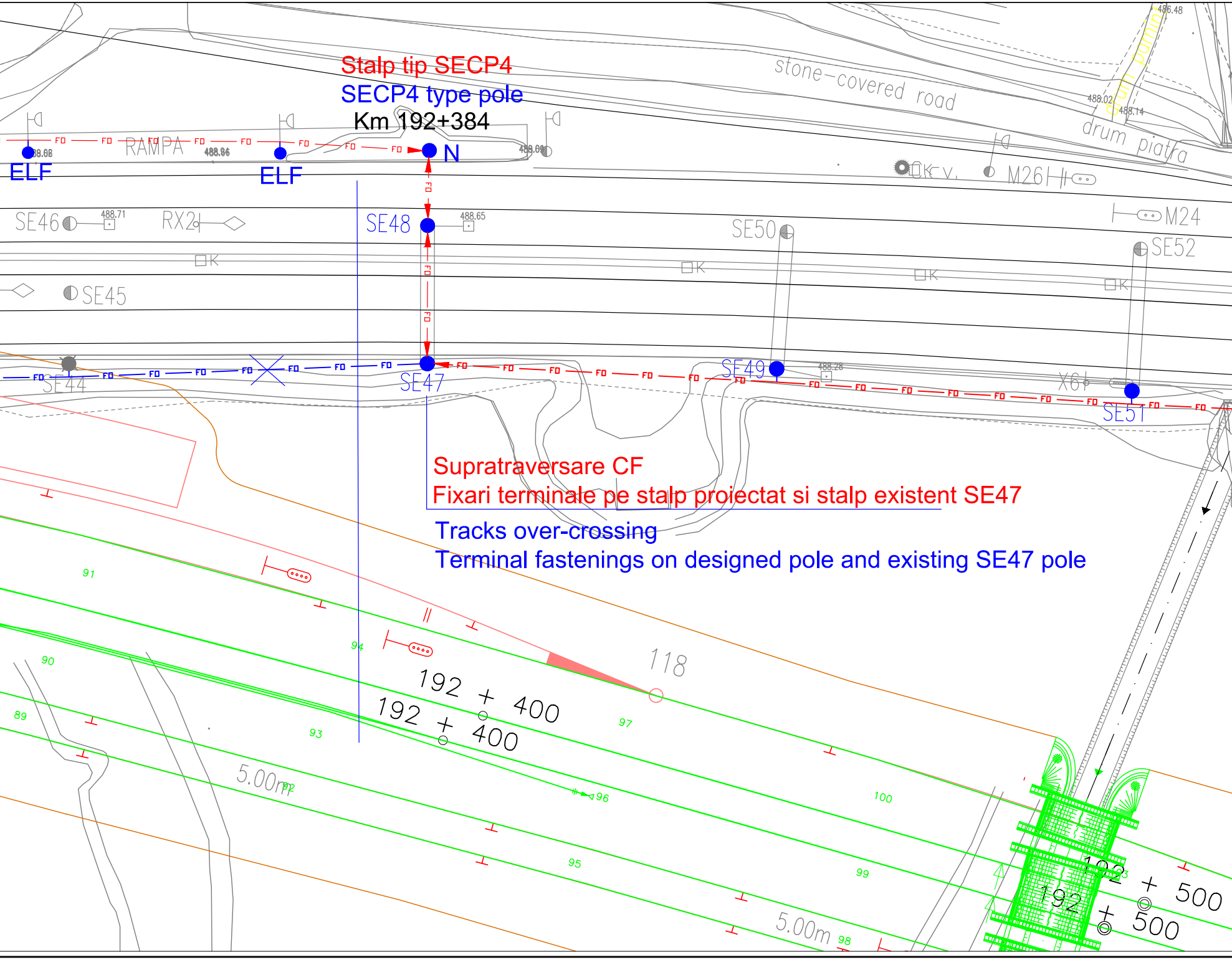
Stalp tip SECP4
SECP4 type pole
Km 192+384

Supratraversare CF
Fixari terminale pe stalp proiectat si stalp existent SE47

Tracks over-crossing
Terminal fastenings on designed pole and existing SE47 pole

stone-covered road
drum piatra
drum pamant
486.48
488.02
488.14
ELF
ELF
N
RAMPA
488.86
488.09
OK v.
M26
M24
SE46
488.71
RX2
SE48
488.65
SE50
SE52
SE45
SE44
SE47
SE49
488.28
X6
SE51
FO
118
192 + 400
192 + 400
192 + 500
192 + 500
5.00m
5.00m
89
90
91
92
93
94
95
96
97
98
99
100

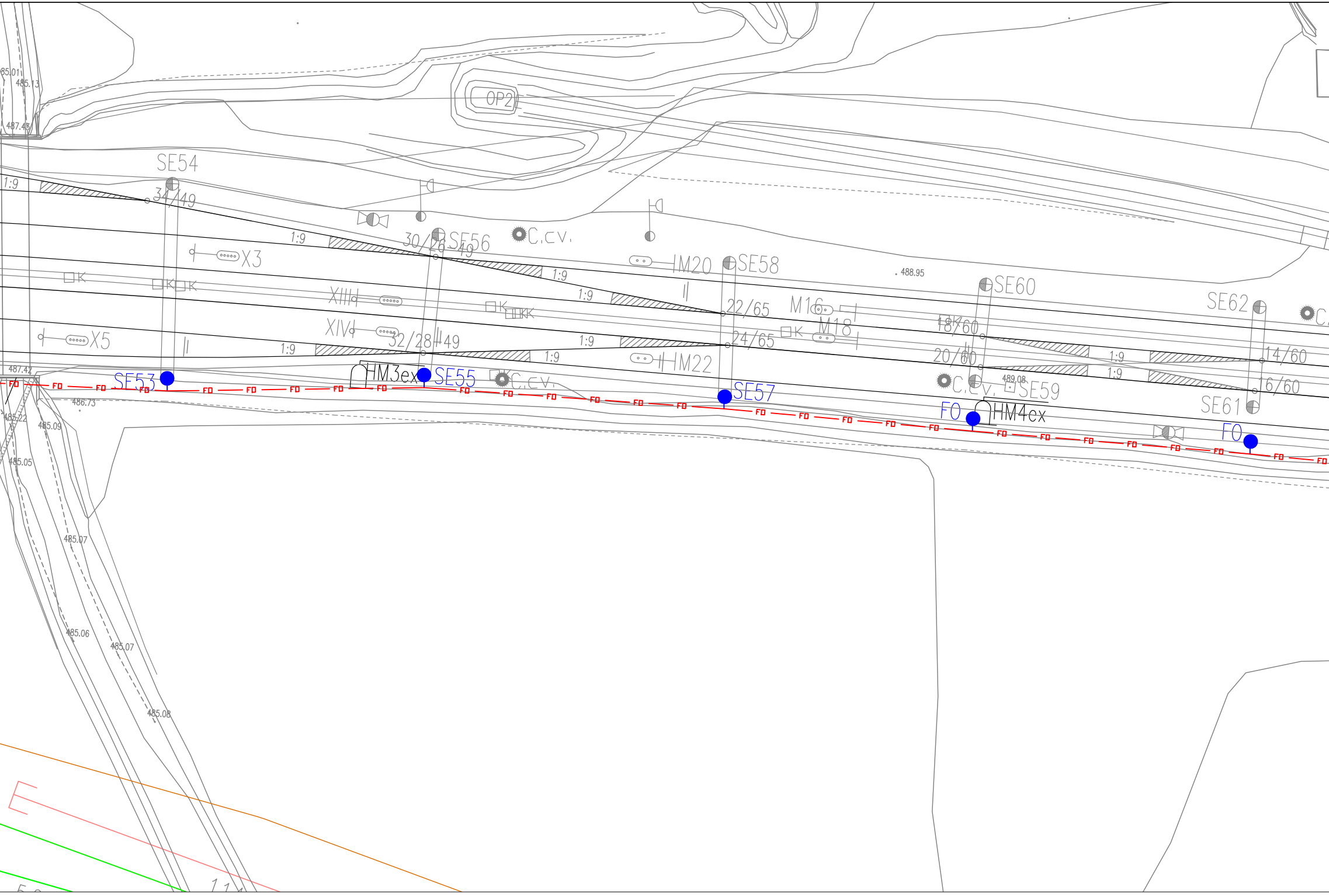
485.01
485.13
487.43
OP2
SE54
1:9
34/49
X3
K
K K
1:9
30/26
SE56
49
C.cv.
M20
SE58
488.95
SE60
SE62
C.
XIII
1:9
1:9
22/65
M16
M18
18/60
X5
XIV
32/28
49
1:9
24/65
1:9
HM22
20/60
1:9
14/60
1:9
487.42
SE53
HM3ex
SE55
C.cv.
SE57
C.cv.
489.08
SE59
16/60
SE61
FO
HM4ex
FO
FO
486.73
485.22
485.09
485.05
485.07
485.06
485.07
485.08

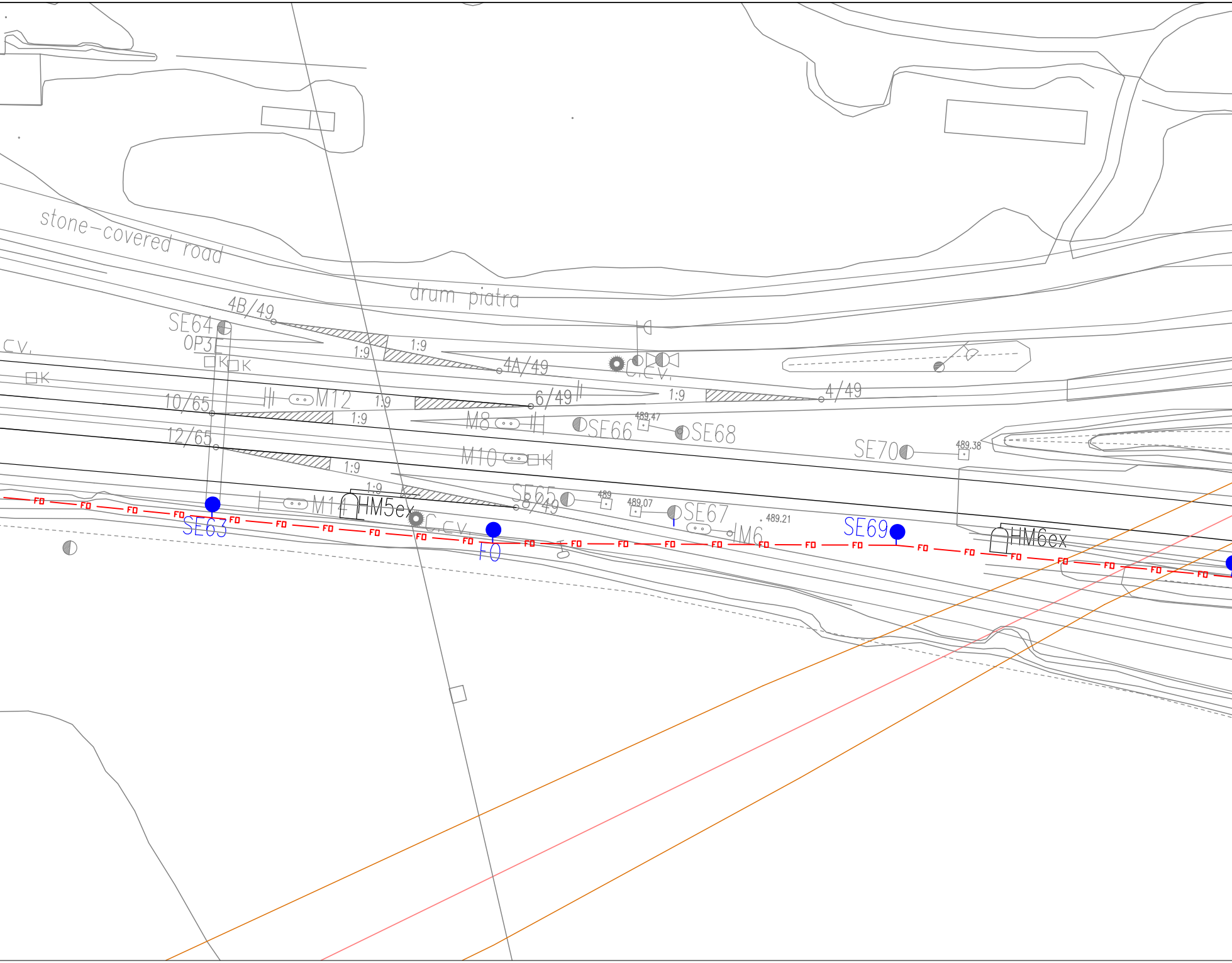
stone-covered road
drum piatra
4B/49
SE64
OP3E
C.V.
K
K
K
1:9
1:9
4A/49
C.C.V.
10/65
M12
1:9
6/49
1:9
4/49
1:9
M8
SE66
489.47
SE68
SE70
489.38
12/65
M10
1:9
1:9
SE65
8/49
489
489.07
SE67
489.21
M14
HM5ex
C.C.V.
M6
SE63
FO
SE69
HM6ex
FO

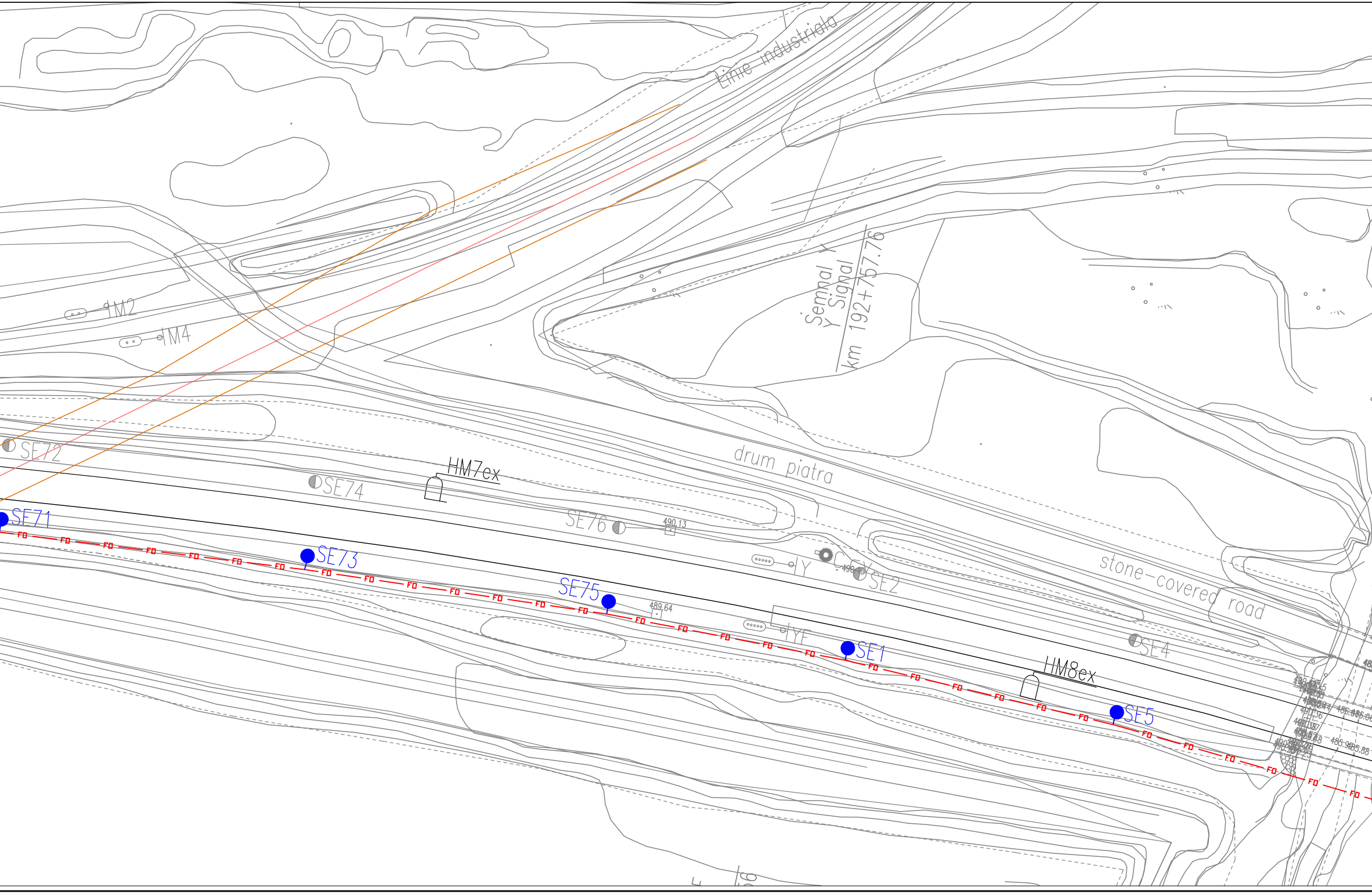
Linie industriala
Semnal
Y Signal
km 192+757.76
IM2
IM4
SE72
SE74
HM7ex
SE76
490.13
drum piatra
SE71
SE73
SE75
489.64
IY
CGY
SE2
IYF
SE1
stone-covered road
SE4
HM8ex
SE5
FO

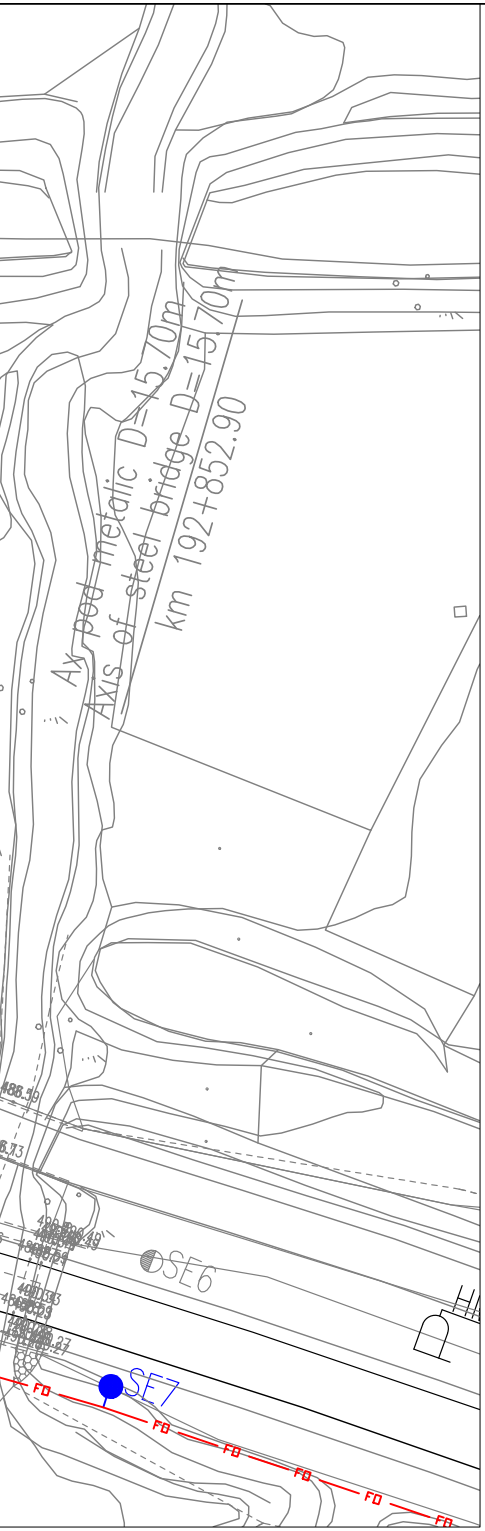
Ax pod metalic D=15.70m
Axis of steel bridge D=15.70m
km 192+852.90
SE6
SE7
FO
FO
FO
FO
FO
FO

DESCRIEREA LUCRĂRILOR

Cablul cu fibre optice existent este instalat pe partea dreaptă a căii ferate şi este afectat de construirea noilor linii c.f. în capătul X al staţiei.
Lucrările de protejare a cablului cu fibre optice existent se vor realiza în 2 faze.

Faza 1

Operaţiile de reamplasare a cablului cu fibre optice pentru eliberarea amplasamentului se va executa după devierea drumului asfaltat, însă înaintea începerii lucrărilor de construire a liniilor ferate, în următoarea ordine:

A. Capătul X al staţiei

a) Instalarea unui cablu cu fibre optice nou pe partea stângă a căii ferate între semnalul de intrare X (în continuare de la stâlpul SE225 de pe intervalul Bod - Feldioara) şi staţia Feldioara.
Cablul va fi instalat atât pe stâlpii de beton existenţi, cât şi pe stâlpi de beton proiectaţi în zona drumului deviat şi a liniei de tragere.
Introducerea cablului în sala de echipamente Tc din clădirea de călători se face prin canalizaţia telefonică proiectată.

b) După preluarea comunicaţiilor pe cablul cu fibre optice mutat pe intervalul Bod - Feldioara, se va demonta cablul existent.

B. Capătul Y al staţiei

a) Inserarea unei bucăţi noi de cablu cu fibre optice între clădirea staţiei şi stâlpul existent SE41 (de pe intervalul Feldioara - Apaţa).
Instalarea cablului proiectat se va realiza după cum urmează:
- între camera de tragere CT1 şi stâlpul existent SE37 cablul se instalează în canalizaţia telefonică proiectată
- între stâlpul SE37 şi stâlpul proiectat de pe partea stângă km 192+384 cablul se instalează aerian pe stâlpii de iluminat existenţi
- supratraversarea liniilor c.f. pentru trecerea de pe partea stângă pe partea dreaptă se va realiza pe stâlpii SN-SE40-SE47
- între stâlpii SE47 şi SE41 (de pe intervalul Feldioara - Apaţa) noul cablu va fi instalat în locul cablului existent pe stâlpii de pe partea dreaptă a căii ferate.

b) Pe stâlpul existent SE41 (de pe intervalul Feldioara - Apaţa) cablul proiectat se joncţionează cu cel de pe interval.

c) După preluarea comunicaţiilor pe cablul cu fibre optice proiectat, cablul existent dintre clădirea staţiei şi stâlpul SE41 se va demonta.

DESCRIPTION OF THE WORKS

The existing fiber optic cable is installed on the right side of the railway tracks and it is affected by the construction of the new railway tracks in the X end of the station.
The protection of the existing fiber optic cable will be performed in 2 phases.

1st Phase

The works for the relocation of the fiber optic cable for setting free the works site will be performed after the deviation of the asphalted road, but before the beginning of the construction works of the new rail tracks in the following order:

A. X end of station

a) Installation of a new fiber optic cable on the right side of the railway tracks between the entrance signal X (further on from the SE225 pole on Bod - Feldioara section) and Feldioara station.
The cable will be installed both on the existing concrete poles and on designed concrete poles in the areas of the deviated road and of the dead line siding.
The introduction of the cable in the telecommunication equipment room from the station building will be made through the designed telephone conduit.

b) After taking over the communications on the relocated fibre optic cable on the Bod - Feldioara section, the existing cable will be dismounted.

B. Y end of station

a) Insertion of a new fiber optic cable between the station building and the existing SE41 pole (from the Feldioara - Apaţa section).
The installation of the designed cable will be performed as follows:
- between the CT1 manhole and the existing SE37 pole the cable is installed in the designed telephone conduit
- between the SE37 pole and the designed pole on the left side km 192+384 the cable is installed aerial on the existing lighting poles
- the over-crossing of tracks for the passing from the left side to the right side will be performed on the SN-SE40-SE47 poles
- between the SE47 and SE41 poles (from the Feldioara - Apaţa section) the new cable will be installed instead of the existing cable on the right side of tracks.

b) On the existing SE41 pole (from the Feldioara - Apaţa section) the designed cable will be jointed with the cable from the section.

c) After taking over the communications on the designed fibre optic cable, the existing cable between the station building and the SE41 pole will be dismounted.

LEGENDA TELECOMUNICATII
TELECOMMUNICATIONS LEGEND:

— FO — FO —	Cablu FO aerian proiectat Designed aerial OF cable
— FO — FO —	Cablu FO proietat instalat subteran Designed cable installed underground
— FO — FO —	Cablu cu fibre optice aerian existent Existing aerial OF cable
✕FO — FO✕	Demontare cablu FO aerian Dismounted aerial OF cable
✕FO — FO✕	Demontare cablu FO subteran Dismounted underground OF cable
CT ▭	Camera de tragere proiectata / Designed manhole
CT ▭	Camera de tragere existenta / Existing manhole
CM ◇	Camereta de beton proiectata / Designed concrete handhole
☒ ◇	Camera de tragere sau camereta demontata Dismounted manhole or handhole
⊡	Cutie de jonctiune instalata in camera de tragere Junction box installed in manhole
═	Canalizatie telefonica cu tevi PVC Telephone conduit with PVC pipes
N ●	Stalp de beton proiectat pentru sustinerea cablului FO Designed concrete pole for supporting the OF cable
●	Stalp de beton existent care se pastreaza Preserved existing concrete pole
ELF	Stalp de beton de iluminat existent Existing concrete pole for lighting
●	Stalp de beton existen - demontat Dismounted existing concrete pole

Indice Index	Data Date	Modificare Modification/Revision	Proiectant Designer	Aprobat Consultant Approved Consultant	Aprobat CFR Approved CFR
D					
C					
B					
A					

GUVERNUL ROMANIEI
ROMANIAN GOVERNMENT

PROIECT FINANŢAT DE UNIUNEA EUROPEANĂ
EUROPEAN UNION FINANCED PROJECT

CFR

C.N.C.F. "C.F.R." - S.A.

CLIENT / CLIENT

ITALFERR
GRUPPO FERROVIE DELLO STATO
Joint Venture leader

Scott Wilson

OBERMEYER
PLANEN + BERATEN GmbH

TECNIC
Consulting Engineers

CONSULTANT / CONSULTANT

			Data Date	Semnătură Signature
Aprobat Approved	Şef proiect Project manager	R. Liuzza		
Aprobat Approved	Coordonator Secţiune 1 Section 1 Coordinator	C. Gambelli		
Verificat Checked	Expert Verificator Checking Expert	Pino Amodio		

SUBCONTRACTANT / SUBCONTRACTOR

AREX COMPANY

Aprobat Approved	Responsabil Subcontractant Subcontractor Responsible	A.Stanciu - Dinulescu	06.2011	
Întocmit Elaborated	Proiectant Designer	Stefania Archip	06.2011	

Reabilitarea liniei de cale ferata Brasov - Simeria, parte componentă a coridorului IV Pan European, pentru circulaţia trenurilor cu viteza maximă de 160 km/h,
Tronsonul : Brasov - Sighisoara
Rehabilitation of the railway line Brasov - Simeria, component Part of the IV Pan-European Corridor, for the trains circulation with maximum speed of 160 km/h,
Section : Brasov - Sighisoara

Proiect/Project
2004/RO/16/P/PA/003

Faza / Phase:
P.Th. / T.D.

Denumire desen / Drawing Title :

Mutarea si protejarea cablului FO existent - Faza 1
Plan de situatie - statia FELDIOARA station - Layout Plan
Removal and protection of existing OF cable - 1st Phase

Codificare / Codification System	Scara / Scale 1:500	LOT / LOT	Nr. / No 01 / 02

E	A	5	1		0	1		C		0	7		L	8		T	C		0	3		3		1		0	0	1		1