
Demontare fixare mediana existenta
Dismounted existing median fastening
Ax pasaj la nivel L=6.50m
km 192+852.90
SE8
SE9
SE10
SE11
SE12
SE13
SE14
SE15
SE16
SE17
SE18
SE19
SE20
SE21
SE22
SE23
SE24
SE25
SE26
SE27
SE28
SE29
SE30
SE31
SE32
SE33
SE34
SE35
SE36
SE37
SE38
FO
IIa
598.5 | 598.5
Ia
598.5 | 598.5
40.5
45.0
4
5
6
7
8

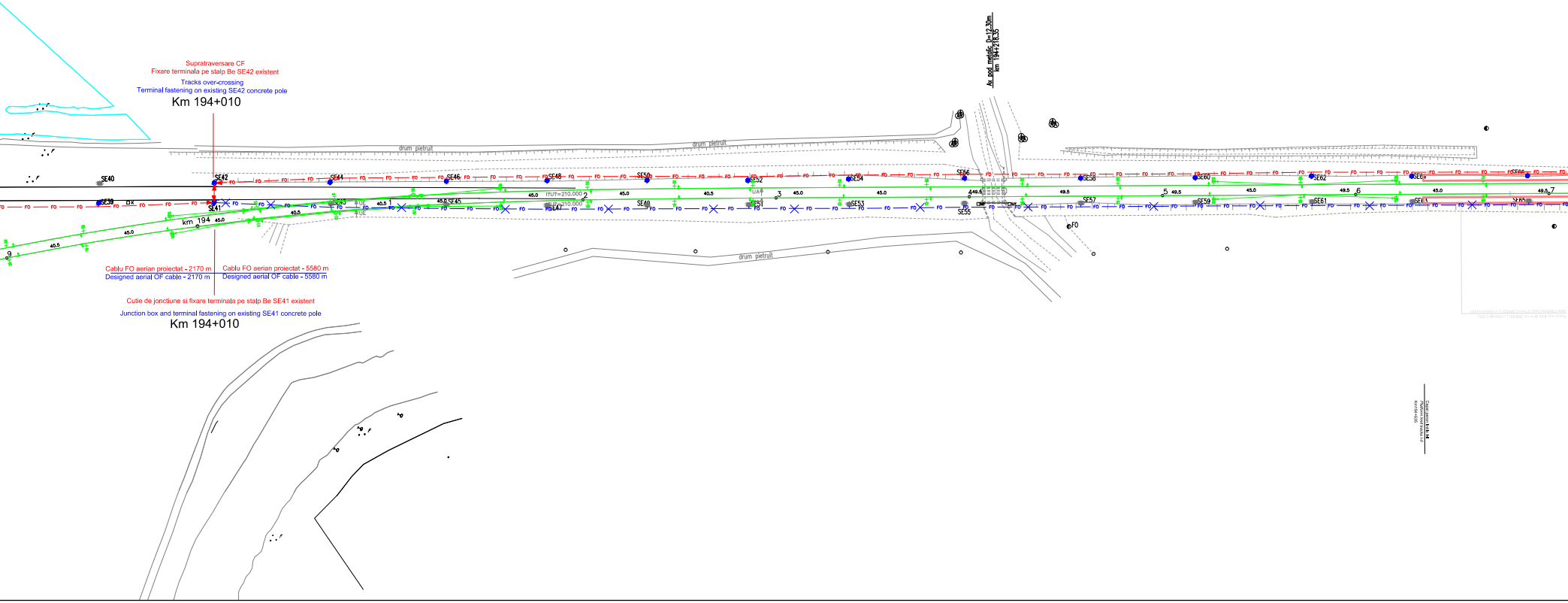
Supratraversare CF
Fixare terminala pe stalp Be SE42 existent
Tracks over-crossing
Terminal fastening on existing SE42 concrete pole
Km 194+010
Ax pod metalic D=12.30m
km 194+218.35
drum pietruit
drum pietruit
drum pietruit
SE39
SE40
SE41
SE42
SE44
SE45
SE46
SE47
SE48
SE49
SE50
SE51
SE52
SE53
SE54
SE55
SE56
SE57
SE58
SE59
SE60
SE61
SE62
km 194
FO
Cablu FO aerian proiectat - 2170 m
Designed aerial OF cable - 2170 m
Cablu FO aerian proiectat - 5580 m
Designed aerial OF cable - 5580 m
Cutie de jonctiune si fixare terminala pe stalp Be SE41 existent
Junction box and terminal fastening on existing SE41 concrete pole
Km 194+010


Fixare mediana pe stalp Be SE92 existent
Median fastening on existing SE92 concrete pole
Km 195+364
Demontare fixare mediana existenta
Dismounted existing terminal fastening
Ax pasaj la nivel L=5.20m
km 194+639.12
drum pietruit
WC
HALTA
ROTBAV
Peron
Peron
Peron
Peron
Teren arabil
Teren arabil
Teren arabil
drum pamant
drum pamant
km 195
SE66
SE67
SE69
SE70
SE71
SE72
SE73
SE74
SE75
SE76
SE77
SE78
SE79
SE80
SE81
SE82
SE83
SE84
SE85
SE86
SE87
SE88
SE89
SE90
SE91
SE92
SE93
SE94
8
9
1
2
3
4
45.0
45.0
45.0
49.5
45.0
45.0
45.0
49.5
45.0
45.0
45.0
45.0
45.0
45.0
45.0
49.5
45.0
FO
Capat peron
Km194+785
Capat trotuar
Km194+815

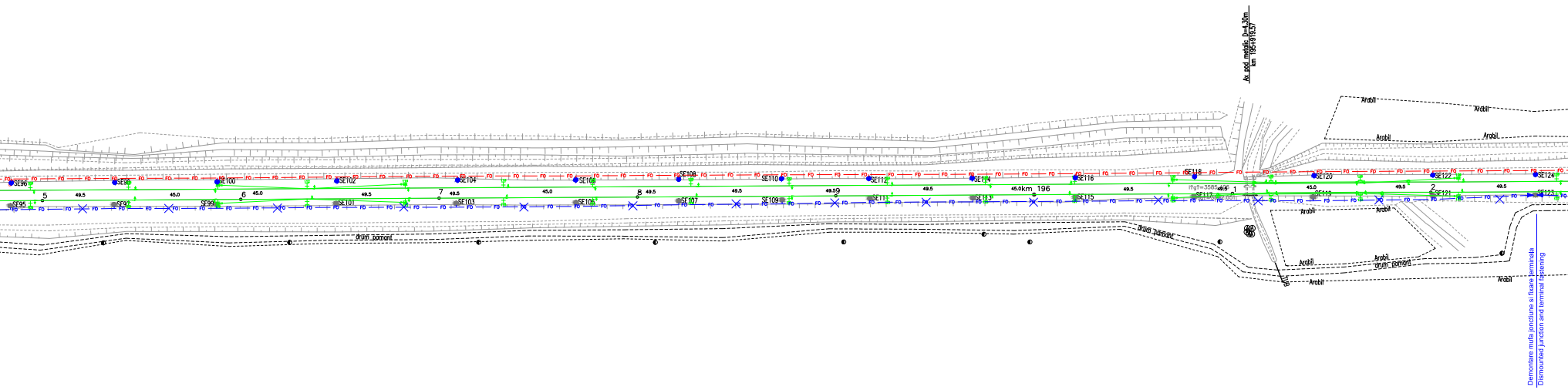
Ax pod metalic D=4,30m
km 195+919.57
SE96
SE98
SE100
SE102
SE104
SE106
SE108
SE110
SE112
SE114
SE116
SE118
SE120
SE122
SE124
SE95
SE97
SE99
SE101
SE103
SE105
SE107
SE109
SE111
SE113
SE115
SE117
SE119
SE121
SE123
FO
5
6
7
8
9
1
2
49.5
45.0
km 196
drum pamant
Arabil
Demontare mufa jonctiune si fixare terminala
Dismounted junction and terminal fastening

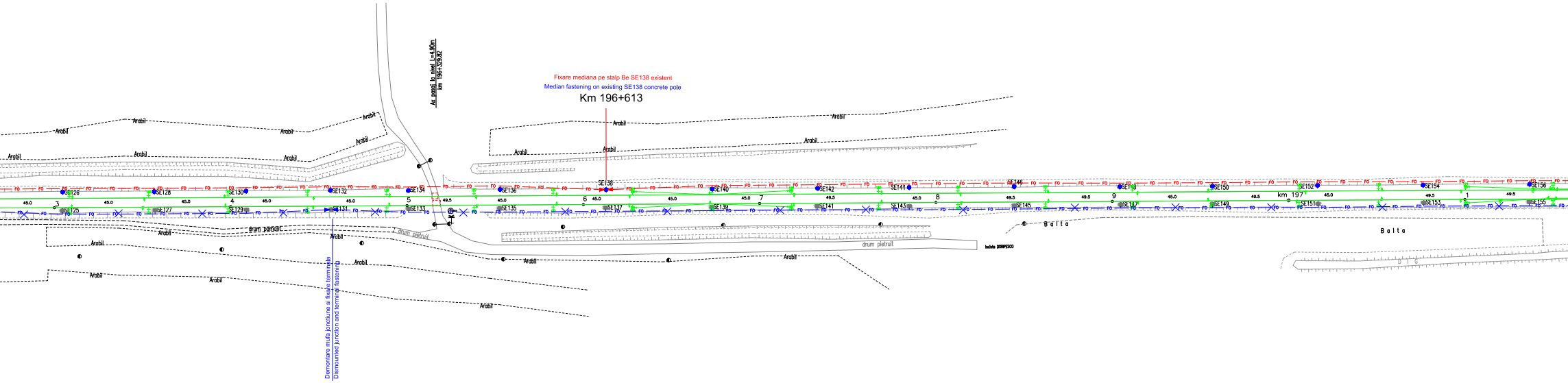
Ax pasaj la nivel L=4.90m
km 196+329.82
Fixare mediana pe stalp Be SE138 existent
Median fastening on existing SE138 concrete pole
Km 196+613
Demontare mufa jonctiune si fixare terminala
Dismounted junction and terminal fastening
Arabil
drum pietruit
Incinta DORPESCO
Balta
DIG
km 197
SE125
SE126
SE127
SE128
SE129
SE130
SE131
SE132
SE133
SE134
SE135
SE136
SE137
SE138
SE139
SE140
SE141
SE142
SE143
SE144
SE145
SE146
SE147
SE148
SE149
SE150
SE151
SE152
SE153
SE154
SE155
SE156
FO
45.0
49.5
3
4
5
6
7
8
9
1

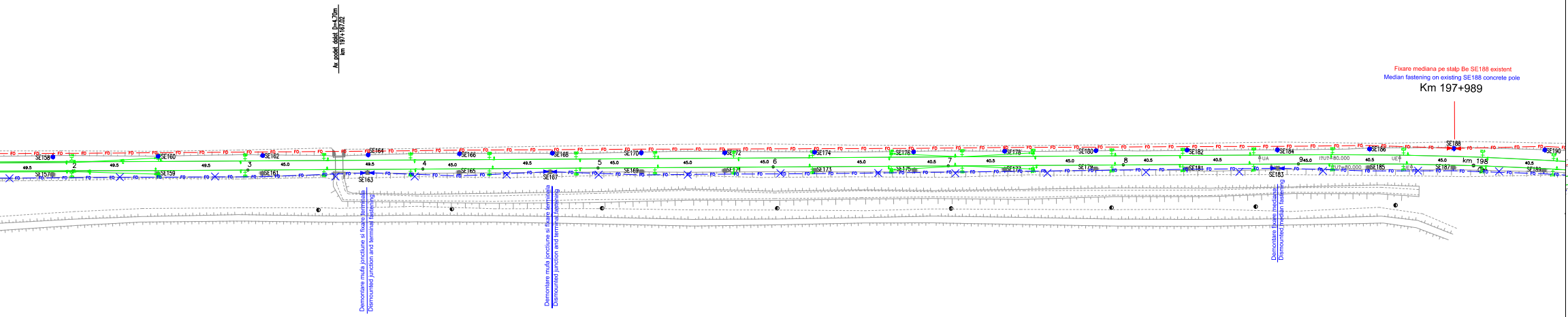

Ax podet dalat D=4.70m
km 197+167.02
Fixare mediana pe stalp Be SE188 existent
Median fastening on existing SE188 concrete pole
Km 197+989
Demontare mufa jonctiune si fixare terminala
Dismounted junction and terminal fastening
Demontare mufa jonctiune si fixare terminala
Dismounted junction and terminal fastening
Demontare fixare mediana
Dismounted median fastening
SE158
SE160
SE162
SE164
SE166
SE168
SE170
SE172
SE174
SE176
SE178
SE180
SE182
SE184
SE186
SE188
SE190
SE157
SE159
SE161
SE163
SE165
SE167
SE169
SE171
SE173
SE175
SE177
SE179
SE181
SE183
SE185
SE187
SE189
2
3
4
5
6
7
8
9
km 198
49.5
45.0
40.5
FO
UA

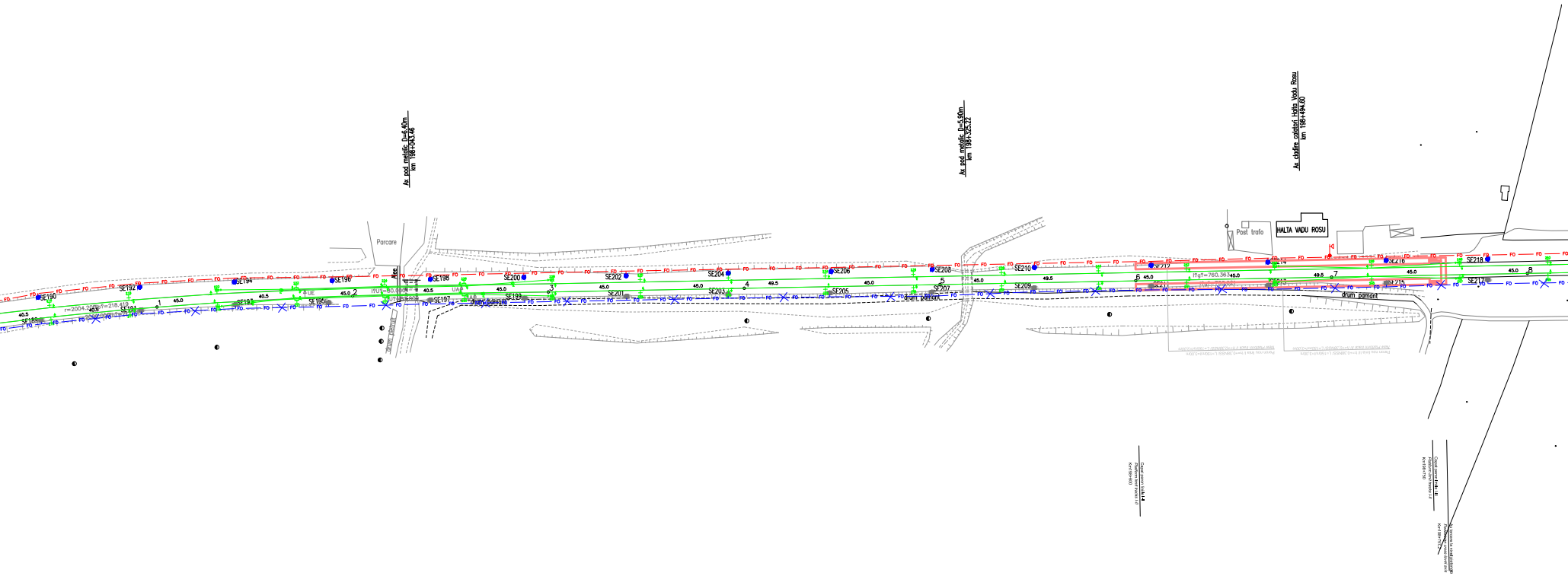
Ax pod metalic D=6.40m
km 198+043.46
Ax pod metalic D=5.90m
km 198+325.22
Ax cladire calatori Halta Vadu Rosu
km 198+494.60
HALTA VADU ROSU
Post trafo
Parcare
drum pamant
SE189
SE190
SE191
SE192
SE193
SE194
SE195
SE196
SE197
SE198
SE199
SE200
SE201
SE202
SE203
SE204
SE205
SE206
SE207
SE208
SE209
SE210
SE211
SE212
SE213
SE214
SE215
SE216
SE217
SE218
1
2
3
4
5
6
7
8
40.5
45.0
49.5
FO
r=2004.200 t=218.419
Capat peron linii I-II
Platform limit tracks I-II
Km198+600
Capat peron linii I-II
Platform limit tracks I-II
Km198+750
Ax traversare la nivel pietonala
Pedestrian cross level axis
Km198+757.2

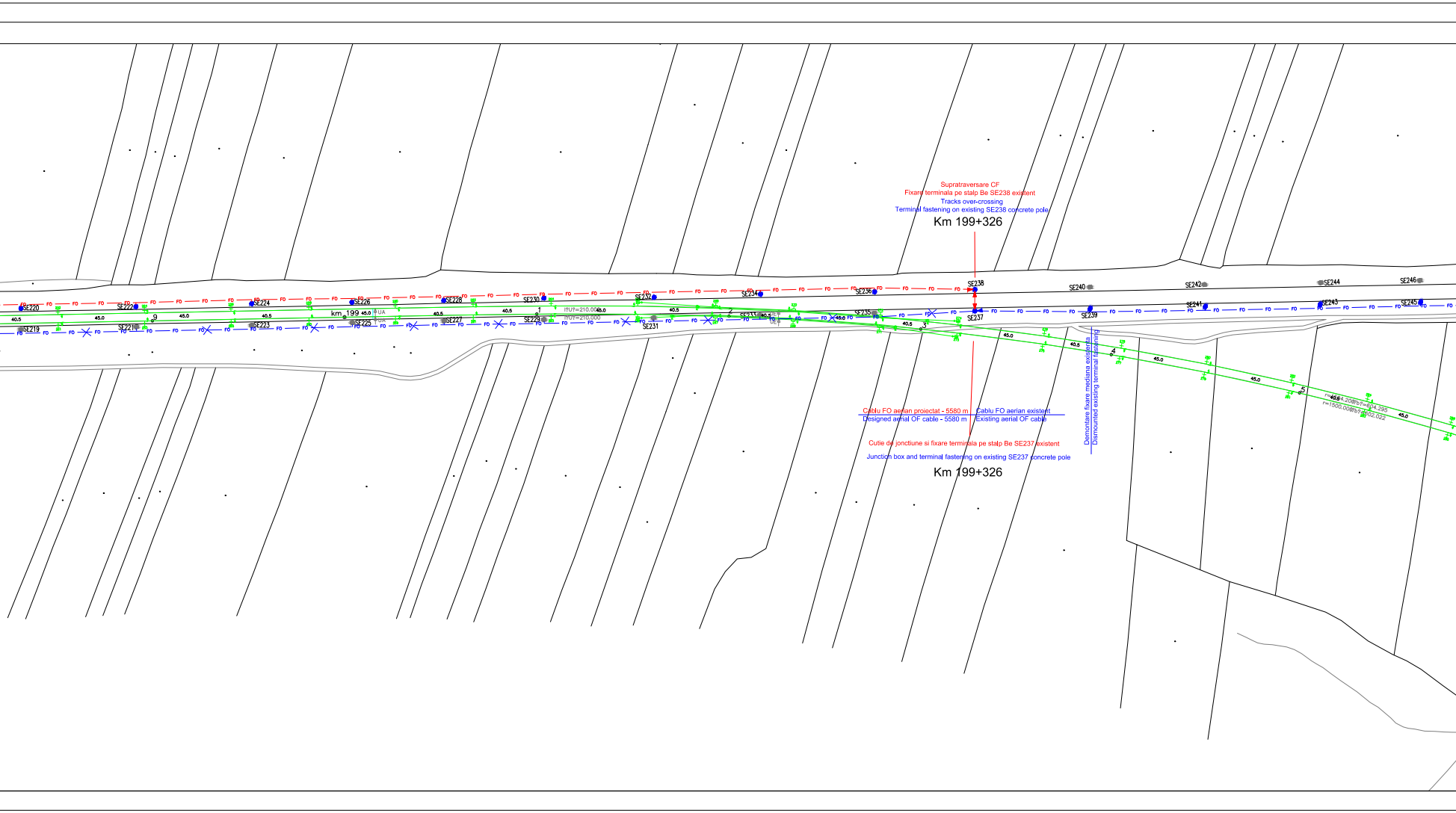
Supratraversare CF
Fixare terminala pe stalp Be SE238 existent
Tracks over-crossing
Terminal fastening on existing SE238 concrete pole
Km 199+326
Cablu FO aerian proiectat - 5580 m
Designed aerial OF cable - 5580 m
Cablu FO aerian existent
Existing aerial OF cable
Cutie de jonctiune si fixare terminala pe stalp Be SE237 existent
Junction box and terminal fastening on existing SE237 concrete pole
Km 199+326
Demontare fixare mediana existenta
Dismounted existing terminal fastening
SE219
SE220
SE221
SE222
SE223
SE224
SE225
SE226
SE227
SE228
SE229
SE230
SE231
SE232
SE233
SE234
SE235
SE236
SE237
SE238
SE239
SE240
SE241
SE242
SE243
SE244
SE245
SE246
km 199
9
1
2
3
4
5
FO
40.5
45.0
UA
I?U?=210.000
r=1500.008?b?=602.022

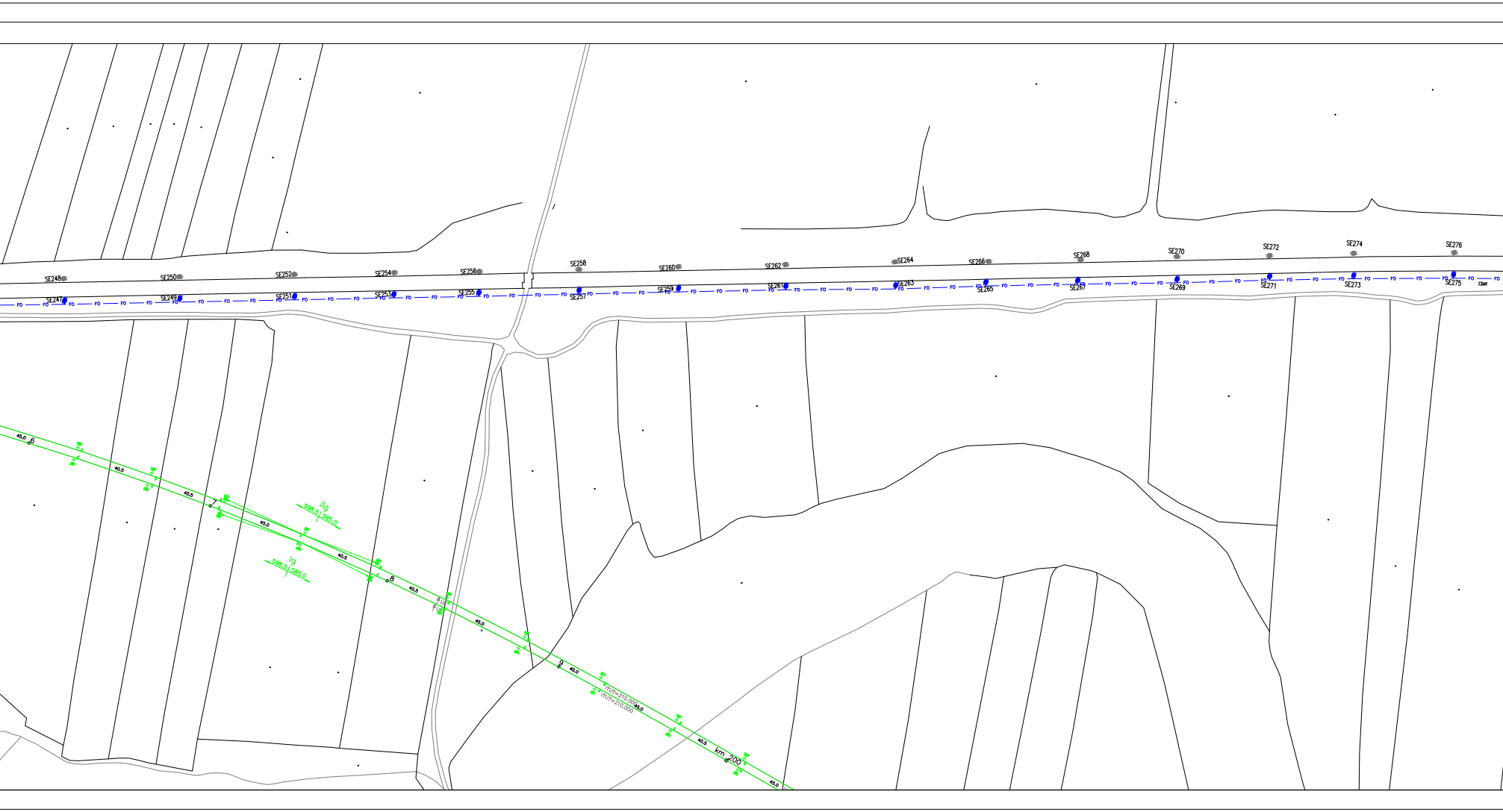
SE247
SE248
SE249
SE250
SE251
SE252
SE253
SE254
SE255
SE256
SE257
SE258
SE259
SE260
SE261
SE262
SE263
SE264
SE265
SE266
SE267
SE268
SE269
SE270
SE271
SE272
SE273
SE274
SE275
SE276
FO
CMF
6
7
8
9
45.0
40.5
IIg
598.5
585.0
Ig
598.5
585.0
ITUT=210.000
ITUT=210.000
km 200

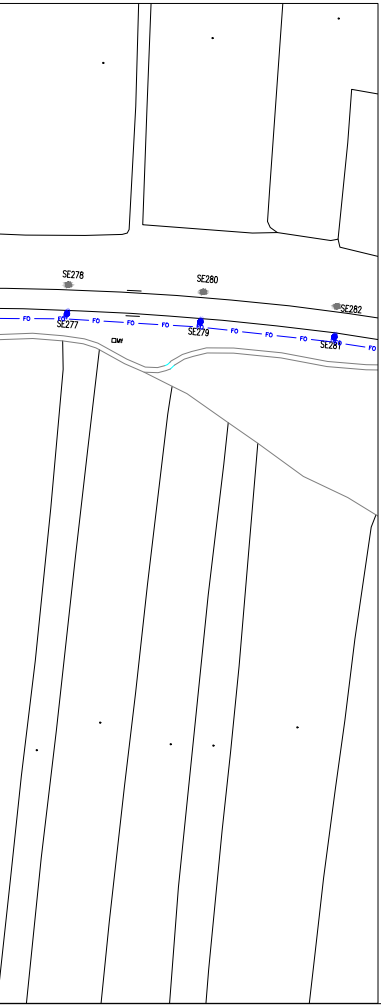
SE278
SE280
SE282
FO
SE277
SE279
SE281
CMF

DESCRIEREA LUCRĂRILOR

Cablul cu fibre optice existent instalat pe partea dreaptă a căii ferate este afectat în zonele unde se fac trecerile de la linia c.f. existentă la noile variante de traseu şi pe porţiunile unde linia c.f. proiectată este ripată lateral faţă de poziţia liniei existente iar stâlpii de beton existenţi trebuie demontaţi.
Lucrările de protejare a cablului cu fibre optice existent se vor realiza în 2 faze.

Faza 1

Inaintea începerii lucrărilor de construcţii trebuie executate următoarele lucrări:

a) Inserarea unei bucăţi noi de cablu cu fibre optice pe partea dreaptă a căii ferate între semnalul de intrare Y Feldioara si stâlpul SE41.

b) In continuare se inserează o altă bucată nouă de cablu cu fibre optice pe partea stângă a căii ferate între stâlpii SE41 şi SE237 cu supratraversarea liniilor c.f. între stâlpii SE41-SE42 şi SE238-SE237.
Pe stâlpul SE41 se face jonctionarea între cele două cabluri proiectate, iar pe stâlpul SE237 între cablul proiectat si cel existent.
Cablul proiectat va avea fixări mediane pe stâlpii existenti SE92, SE138 si SE188.

c) Intre stâlpii SE237 şi SE351 se va păstra cablul cu fibre optice instalat pe partea dreaptă a căii ferate pe stâlpii de beton existenţi, inclusiv fixarea mediană de pe stâlpul SE293.

d) Inserarea unei bucăţi noi de cablu cu fibre optice pe partea stângă a căii ferate între SE351 şi SE381 cu supratraversarea liniilor c.f. între stâlpii SE351-SE352 şi SE382-SE381.
Pe stâlpii SE351 si SE381 cablul proiectat se jonctionează cu cablul existent.

e) Intre stâlpii SE381 şi SE471 se va păstra cablul cu fibre optice existent instalat pe partea dreaptă a căii ferate pe stâlpii de beton existenţi. Se va realiza o fixare mediană pe stâlpul SE425, iar fixările mediane existente de pe stâlpii SE415 si SE467 se vor demonta.

f) Inserarea unei bucăţi noi de cablu cu fibre optice pe partea stângă a căii ferate între SE471 şi staţia Apaţa cu supratraversarea liniilor c.f. între stâlpii SE471-SE472.
Pe stâlpul SE471 se realizează jonctionarea cablului existent cu cel proiectat.

NOTA: După preluarea comunicaţiilor pe noile cabluri cu fibre optice, cablul existent se va demonta.

DESCRIPTION OF THE WORKS

The existing fiber optic cable is installed on the right side of the railway tracks and it is affected in the areas where will be made the passing from the existing to the new railway routes and on the sections where the designed rail track is shifting laterally given to the existing position of the existing track and where the existing concrete poles must be dismounted.
The protection works of the existing fiber optic cable will be performed in 2 phases.

1st Phase

Before the beginning of the construction works of the new rail tracks it must be performed the following works:

a) Insertion of one new fiber optic cable on the right side of the railway tracks between the entrance signal Y and the SE41 pole.

b) Further on it will be inserted another new fiber optic cable on the left side of tracks between the SE41 and SE237 pole with the over-crossing of railway tracks between the SE41-SE42 and SE238-SE237 poles.
On the SE41 pole it will be made the junction between the two designed cables, and on the SE237 pole between the designed and existing cables.
The designed cable will have median fastenings on the existing poles SE92, SE138 and SE188.

c) Between the SE237 and SE351 poles it will be preserved the fiber optic cable installed on the right side of tracks on the existing concrete poles, inclusive the median fastening on the SE293 pole.

d) Insertion of one new fiber optic cable on the left side of the railway tracks between the SE351 and SE381 poles with the rail tracks over-crossing between the SE351-SE352 and SE382-SE381 poles.
On the SE351 and SE381 poles the designed cable will be jointed with the existing cable.

e) Between the SE381 and SE471 poles it will be retained the existing fiber optic cable installed on the right side of tracks on the existing concrete poles. It will be performed one median fastening on the SE425 pole, and the existing median fastenings on the SE415 and SE467 poles will be dismounted.

f) Insertion of one new fiber optic cable on the left side of the railway tracks between the SE471 pole and Apaţa station with over-crossings of tracks between SE471-SE472 poles.
On the SE471 pole it will be made the junction between the existing and designed cables.

NOTE: After taking over the communications on the new fibre optic cables, the existing cable will be dismounted.

LEGENDA TELECOMUNICATII
TELECOMMUNICATIONS LEGEND:

—— FO ——	Cablu FO aerian proiectat Designed aerial OF cable
— FO — FO —	Cablu cu fibre optice aerian existent Existing aerial OF cable
—✕FO — FO✕—	Demontare cablu FO aerian existent Dismounted existing aerial OF cable
●	Stalp de beton existent care se pastreaza Existing concrete pole which preserved
●	Stalp de beton existen - demontat Dismounted existing concrete pole

Indice Index	Data Date	Modificare Modification/Revision	Proiectant Designer	Aprobat Consultant Approved Consultant	Aprobat CFR Approved CFR
D					
C					
B					
A					

GUVERNUL ROMANIEI
ROMANIAN GOVERNMENT

PROIECT FINANŢAT DE UNIUNEA EUROPEANĂ
EUROPEAN UNION FINANCED PROJECT

CLIENT / CLIENT

CFR

C.N.C.F. "C.F.R." - S.A.

ITALFERR GRUPPO FERROVIE DELLO STATO Joint Venture leader

Scott Wilson

OBERMEYER PLANEN + BERATEN GmbH

TECNIC Consulting Engineers

CONSULTANT / CONSULTANT

			Data Date	Semnătură Signature
Aprobat Approved	Şef proiect Project manager	R. Liuzza		
Aprobat Approved	Coordonator Secţiune 1 Section 1 Coordinator	C. Gambelli		
Verificat Checked	Expert Verificator Checking Expert	Pino Amodio		

SUBCONTRACTANT / SUBCONTRACTOR

AREX

Aprobat Approved	Responsabil Subcontractant Subcontractor Responsible	A.Stanciu - Dinulescu	06.2011	
Întocmit Elaborated	Proiectant Designer	Stefania Archip	06.2011	

Reabilitarea liniei de cale ferata Brasov - Simeria, parte componentă a coridorului IV Pan European, pentru circulaţia trenurilor cu viteza maximă de 160 km/h,
Tronsonul : Brasov - Sighisoara
Rehabilitation of the railway line Brasov - Simeria, component Part of the IV Pan-European Corridor, for the trains circulation with maximum speed of 160 km/h,
Section : Brasov - Sighisoara

Proiect/Project
2004/RO/16/P/PA/003

Faza / Phase:
P.Th. / T.D.

Denumire desen / Drawing Title :

Mutarea si protejarea cablului FO existent - Faza1
Plan de situatie - int.Feldioara - Apata; Feldioara- Apata section - Layout Plan
Relocation and protection of existing OF cable - 1st Phase

Codificare / Codification System	Scara / Scale 1:1000	LOT / LOT	Nr. / No 01 / 05
E A 5 1 0 1 C 0 8 L 7 T C 0 4 1 1 0 0 1 1			