
Feldioara
140
139
FO
45.0
40.5
CC
1
2
3
4
5
6
7
8
9
10
11
12
UE4
UE4
193+400
Ax pasaj la nivel L=6.50m
km 192+852.90
SET5
11

2		4		6		8		10		12	
H	170.5	H	215.5	H	256	H	301	H	346	H	391
–	FCB	–	FCB	–	FCB	–	FCB	–	FCB	–	FCB
–	–	–	–	–	–	–	–	–	–	–	–
–	–	–	–	–	–	–	–	–	–	–	–

E		E		E		E		E		E	
–	–	–	–	–	–	–	–	–	–	–	–
–	–	–	–	–	–	–	–	–	–	–	–
–	ID	–	DD	–	ID	–	DD	–	ID	–	DD
200	CO/–	200	CO/–	200	CO/–	200	CO/–	200	CO/–	200	CO/–

1		3		5		7		9		11		13
H	170.5	H	215.5	H	256	H	301	H	346	H	391	H
–	FCB	–	FCB	–	FCB	–	FCB	–	FCB	–	FCB	–
–	–	–	–	–	–	–	–	–	–	–	–	–
–	–	–	–	–	–	–	–	–	–	–	–	–

E		E		E		E		E		E		E
–	–	–	–	–	–	–	–	–	–	–	–	–
–	–	–	–	–	–	–	–	–	–	–	–	–
–	DD	–	ID	–	DD	–	ID	–	DD	–	ID	–
200	CO/–	200	CO/–	200	CO/–	200	CO/–	200	CO/–	200	CO/–	200

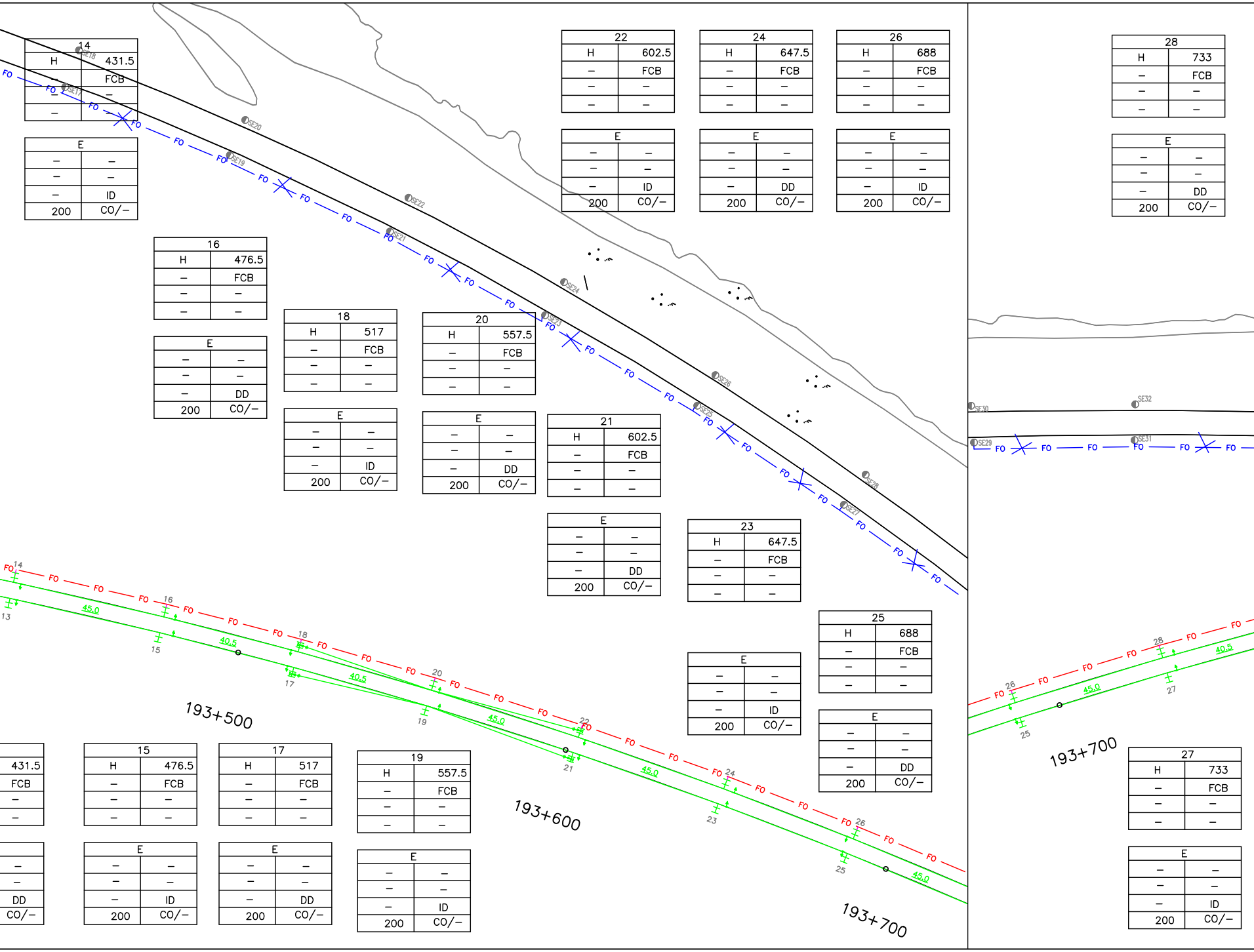

FO
SE17
SE18
SE19
SE20
SE21
SE22
SE23
SE24
SE25
SE26
SE27
SE28
SE29
SE30
SE31
SE32
13
14
15
16
17
18
19
20
21
22
23
24
25
26
27
28
45.0
40.5
193+500
193+600
193+700
193+700

14	
H	431.5
–	FCB
–	–
–	–

E	
–	–
–	–
–	ID
200	CO/–

16	
H	476.5
–	FCB
–	–
–	–

E	
–	–
–	–
–	DD
200	CO/–

18	
H	517
–	FCB
–	–
–	–

E	
–	–
–	–
–	ID
200	CO/–

20	
H	557.5
–	FCB
–	–
–	–

E	
–	–
–	–
–	DD
200	CO/–

22	
H	602.5
–	FCB
–	–
–	–

E	
–	–
–	–
–	ID
200	CO/–

21	
H	602.5
–	FCB
–	–
–	–

E	
–	–
–	–
–	DD
200	CO/–

24	
H	647.5
–	FCB
–	–
–	–

E	
–	–
–	–
–	DD
200	CO/–

23	
H	647.5
–	FCB
–	–
–	–

E	
–	–
–	–
–	ID
200	CO/–

26	
H	688
–	FCB
–	–
–	–

E	
–	–
–	–
–	ID
200	CO/–

25	
H	688
–	FCB
–	–
–	–

E	
–	–
–	–
–	DD
200	CO/–

28	
H	733
–	FCB
–	–
–	–

E	
–	–
–	–
–	DD
200	CO/–

431.5	
FCB	
–	
–	

–	
–	
DD	
CO/–	

15	
H	476.5
–	FCB
–	–
–	–

E	
–	–
–	–
–	ID
200	CO/–

17	
H	517
–	FCB
–	–
–	–

E	
–	–
–	–
–	DD
200	CO/–

19	
H	557.5
–	FCB
–	–
–	–

E	
–	–
–	–
–	ID
200	CO/–

27	
H	733
–	FCB
–	–
–	–

E	
–	–
–	–
–	ID
200	CO/–

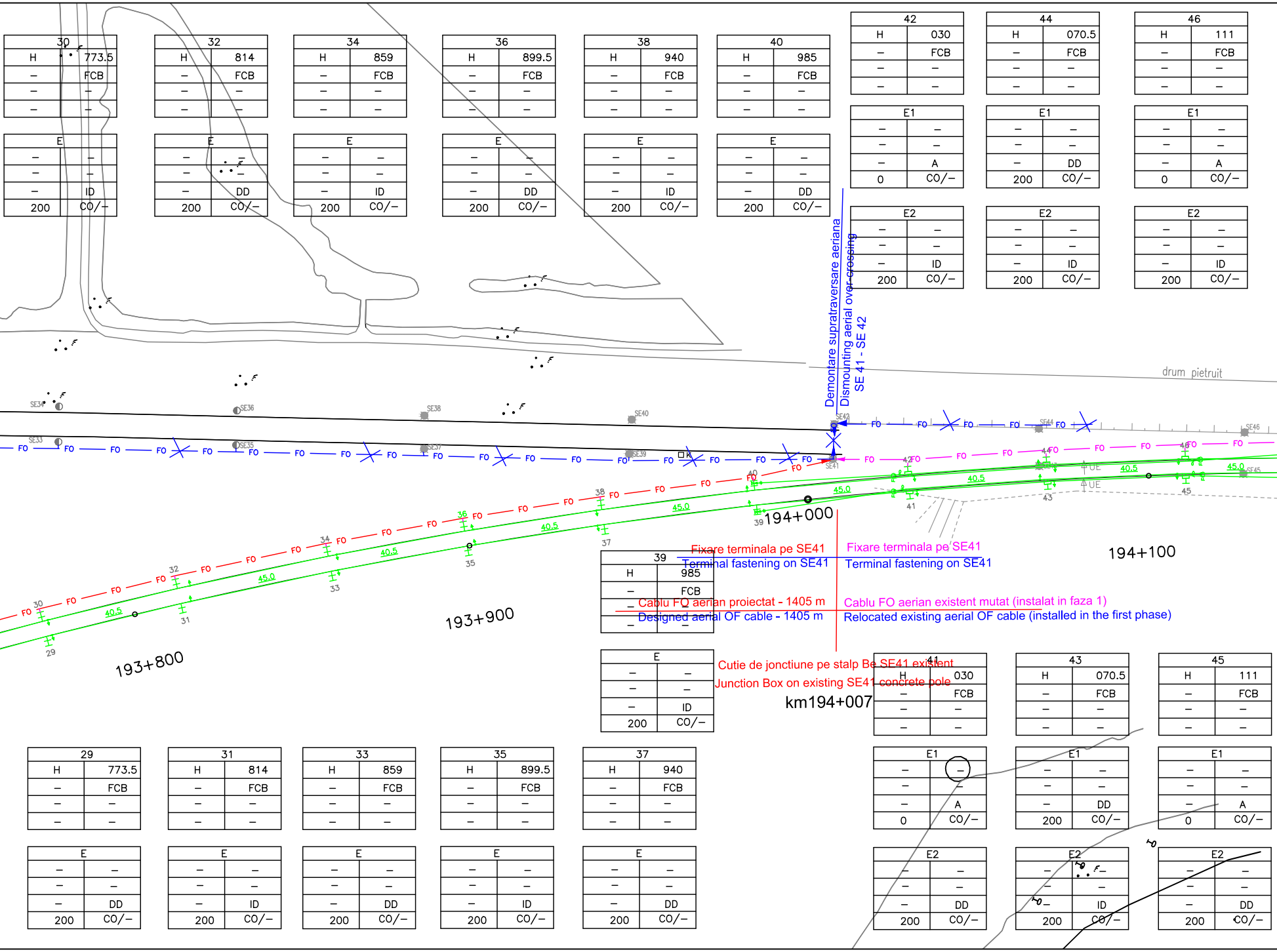
drum pietruit
193+800
193+900
194+000
194+100
SE33
SE34
SE35
SE36
SE37
SE38
SE39
SE40
SE41
SE42
SE44
SE45
SE46
FO
40.5
45.0
UE
K

Demontare supratraversare aeriana
Dismounting aerial over crossing
SE 41 - SE 42

Fixare terminala pe SE41
Terminal fastening on SE41

Cablu FO aerian proiectat - 1405 m
Designed aerial OF cable - 1405 m

Fixare terminala pe SE41
Terminal fastening on SE41

Cablu FO aerian existent mutat (instalat in faza 1)
Relocated existing aerial OF cable (installed in the first phase)

Cutie de jonctiune pe stalp Be SE41 existent
Junction Box on existing SE41 concrete pole
km194+007

30	
H	773.5
–	FCB
–	–
–	–
E	
–	–
–	–
–	ID
200	CO/–

32	
H	814
–	FCB
–	–
–	–
E	
–	–
–	–
–	DD
200	CO/–

34	
H	859
–	FCB
–	–
–	–
E	
–	–
–	–
–	ID
200	CO/–

36	
H	899.5
–	FCB
–	–
–	–
E	
–	–
–	–
–	DD
200	CO/–

38	
H	940
–	FCB
–	–
–	–
E	
–	–
–	–
–	ID
200	CO/–

40	
H	985
–	FCB
–	–
–	–
E	
–	–
–	–
–	DD
200	CO/–

42	
H	030
–	FCB
–	–
–	–
E1	
–	–
–	–
–	A
0	CO/–
E2	
–	–
–	–
–	ID
200	CO/–

44	
H	070.5
–	FCB
–	–
–	–
E1	
–	–
–	–
–	DD
200	CO/–
E2	
–	–
–	–
–	ID
200	CO/–

46	
H	111
–	FCB
–	–
–	–
E1	
–	–
–	–
–	A
0	CO/–
E2	
–	–
–	–
–	ID
200	CO/–

39	
H	985
–	FCB
–	–
–	–
E	
–	–
–	–
–	ID
200	CO/–

41	
H	030
–	FCB
–	–
–	–
E1	
–	–
–	–
–	A
0	CO/–
E2	
–	–
–	–
–	DD
200	CO/–

43	
H	070.5
–	FCB
–	–
–	–
E1	
–	–
–	–
–	DD
200	CO/–
E2	
–	–
–	–
–	ID
200	CO/–

45	
H	111
–	FCB
–	–
–	–
E1	
–	–
–	–
–	A
0	CO/–
E2	
–	–
–	–
–	DD
200	CO/–

29	
H	773.5
–	FCB
–	–
–	–
E	
–	–
–	–
–	DD
200	CO/–

31	
H	814
–	FCB
–	–
–	–
E	
–	–
–	–
–	ID
200	CO/–

33	
H	859
–	FCB
–	–
–	–
E	
–	–
–	–
–	DD
200	CO/–

35	
H	899.5
–	FCB
–	–
–	–
E	
–	–
–	–
–	ID
200	CO/–

37	
H	940
–	FCB
–	–
–	–
E	
–	–
–	–
–	DD
200	CO/–

48		50		52		54		56		58		60		62		64		66	
H	156	H	201	H	246	H	286.5	H	331.5	H	376.5	H	426	H	475.5	H	525	H	570
–	FCB	–	FCB	–	FCB	–	FCB	–	FCB	–	FCB	–	FCB	–	FCB	–	FCB	–	FCB
–	–	–	–	–	–	–	–	–	–	–	–	–	–	–	–	–	–	–	–
–	–	–	–	–	–	–	–	–	–	–	–	–	–	–	–	–	–	–	–

E		E		E		E		E		E		E		E		E		E	
–	–	–	–	–	–	–	–	–	–	–	–	–	–	–	–	–	–	–	–
–	–	–	–	–	–	–	–	–	–	–	–	–	–	–	–	–	–	–	–
–	DD	–	ID	–	DD	–	ID	–	DD	–	ID	–	DD	–	ID	–	DD	–	ID
200	CO/–	200	CO/–	200	CO/–	200	CO/–	200	CO/–	200	CO/–	200	CO/–	200	CO/–	200	CO/–	200	CO/–

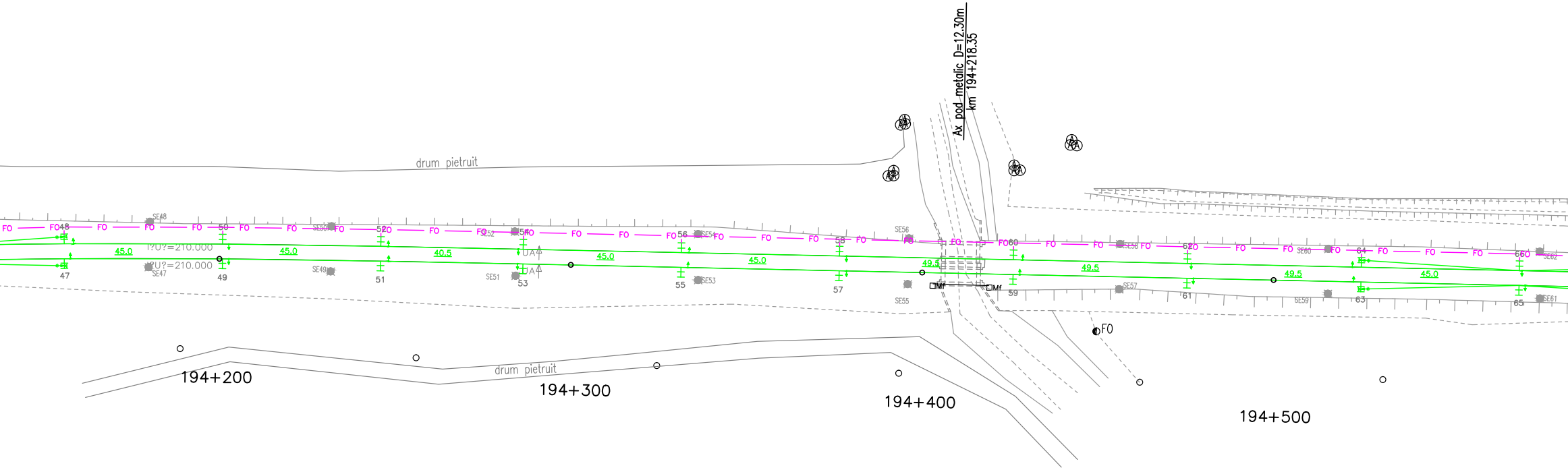
Ax pod metalic D=12.30m
km 194+218.35
drum pietruit
drum pietruit
FO
45.0
40.5
45.0
45.0
45.0
49.5
49.5
49.5
45.0
I?U?=210.000
I?U?=210.000
UA
UA
Mf
Mf
FO
SE48
SE47
SE49
SE50
SE51
SE52
SE53
SE54
SE55
SE56
SE57
SE58
SE59
SE60
SE61
SE62
47
48
49
50
51
52
53
54
55
56
57
58
59
60
61
62
63
64
65
66
194+200
194+300
194+400
194+500

47		49		51		53		55		57		59		61		63		65	
H	156	H	201	H	246	H	286.5	H	331.5	H	376.5	H	426	H	475.5	H	525	H	570
–	FCB	–	FCB	–	FCB	–	FCB	–	FCB	–	FCB	–	FCB	–	FCB	–	FCB	–	FCB
–	–	–	–	–	–	–	–	–	–	–	–	–	–	–	–	–	–	–	–
–	–	–	–	–	–	–	–	–	–	–	–	–	–	–	–	–	–	–	–

E		E		E		E		E		E		E		E		E		E	
–	–	–	–	–	–	–	–	–	–	–	–	–	–	–	–	–	–	–	–
–	–	–	–	–	–	–	–	–	–	–	–	–	–	–	–	–	–	–	–
–	ID	–	DD	–	ID	–	DD	–	ID	–	DD	–	ID	–	DD	–	ID	–	DD
200	CO/–	200	CO/–	200	CO/–	200	CO/–	200	CO/–	200	CO/–	200	CO/–	200	CO/–	200	CO/–	200	CO/–

68	
H	619.5
–	FCB
–	–
–	–

E	
–	–
–	–
–	DD
200	CO/–

70	
H	664.5
–	FCB
–	–
–	–

E	
–	–
–	–
–	ID
200	CO/–

72	
H	714
–	FCB
–	–
–	–

E	
–	–
–	–
–	DD
200	CO/–

74	
H	759
–	FCB
–	–
–	–

E	
–	–
–	–
–	ID
200	CO/–

76	
H	804
–	FCB
–	–
–	–

E	
–	–
–	–
–	DD
200	CO/–

78	
H	849
–	FCB
–	–
–	–

E	
–	–
–	–
–	ID
200	CO/–

80	
H	898.5
–	FCB
–	–
–	–

E	
–	–
–	–
–	DD
200	CO/–

82	
H	943.5
–	FCB
–	–
–	–

E	
–	–
–	–
–	ID
200	CO/–

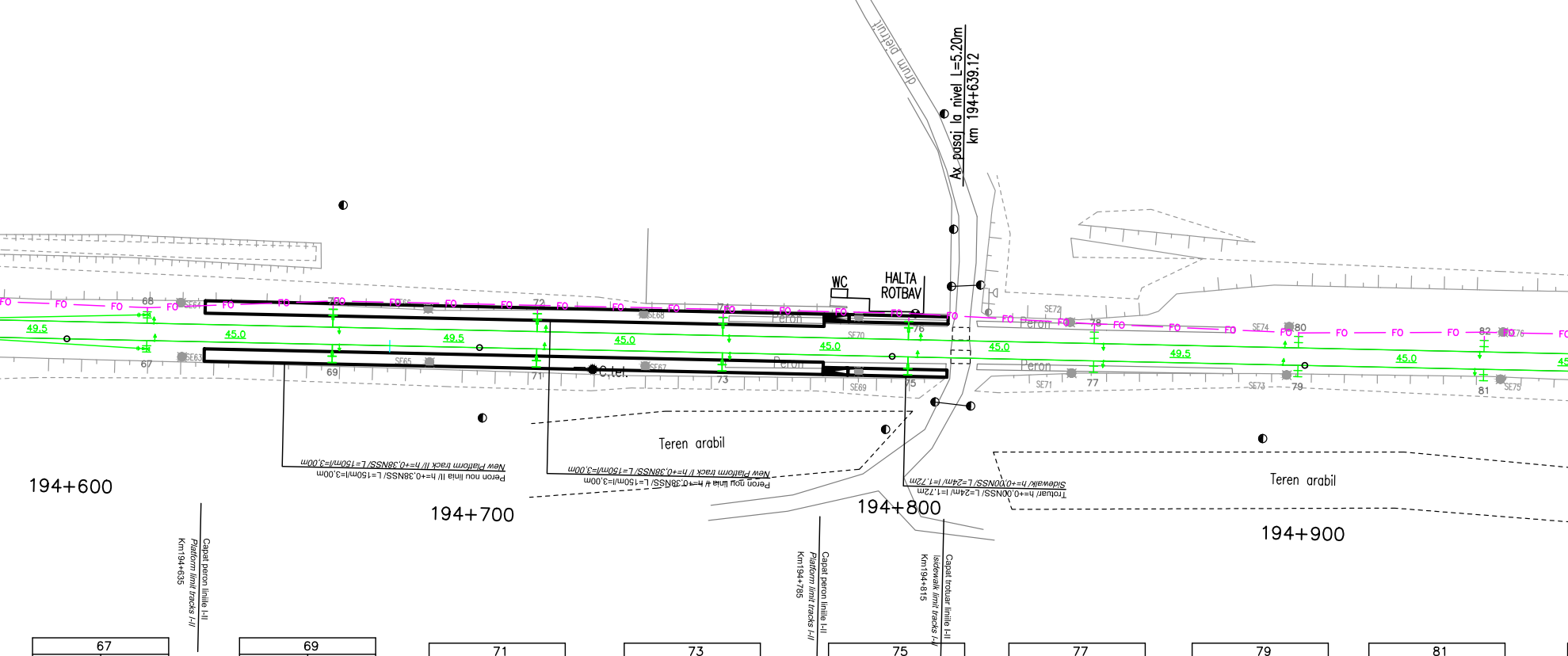
drum pietruit
Ax pasaj la nivel L=5.20m
km 194+639.12
WC
HALTA ROTBAV
Peron
FO
49.5
45.0
C.tel.
Teren arabil
New Platform track II/ h=+0,38NSS/ L=150m/l=3,00m
Peron nou linia II/ h=+0,38NSS/ L=150m/l=3,00m
New Platform track I/ h=+0,38NSS/ L=150m/l=3,00m
Peron nou linia I/ h=+0,38NSS/ L=150m/l=3,00m
Sidewalk/ h=+0,00NSS/ L=24m/ l=1,72m
Trotuar/ h=+0,00NSS/ L=24m/ l=1,72m
194+600
194+700
194+800
194+900
Capat peron liniile I-II
Platform limit tracks I-II
Km194+635
Capat peron liniile I-II
Platform limit tracks I-II
Km194+785
Capat trotuar liniile I-II
Isidewalk limit tracks I-II
Km194+815

67	
H	619.5
–	FCB
–	–
–	–

E	
–	–
–	–
–	ID
200	CO/–

69	
H	664.5
–	FCB
–	–
–	–

E	
–	–
–	–
–	DD
200	CO/–

71	
H	714
–	FCB
–	–
–	–

E	
–	–
–	–
–	ID
200	CO/–

73	
H	759
–	FCB
–	–
–	–

E	
–	–
–	–
–	DD
200	CO/–

75	
H	804
–	FCB
–	–
–	–

E	
–	–
–	–
–	ID
200	CO/–

77	
H	849
–	FCB
–	–
–	–

E	
–	–
–	–
–	DD
200	CO/–

79	
H	898.5
–	FCB
–	–
–	–

E	
–	–
–	–
–	ID
200	CO/–

81	
H	943.5
–	FCB
–	–
–	–

E	
–	–
–	–
–	DD
200	CO/–

84	
H	988.5
–	FCB
–	–
–	–

E	
–	–
–	–
–	DD
200	CO/–

86	
H	032
–	FCB
–	–
–	–

E	
–	–
–	–
–	ID
200	CO/–

88	
H	083
–	FCB
–	–
–	–

E1	
–	–
–	–
–	A
0	CO/–

E2	
–	–
–	–
–	DD
200	CO/–

90	
H	128
–	FCB
–	–
–	–

E1	
–	–
–	–
–	A
0	CO/–

E2	
–	–
–	–
–	ID
200	CO/–

92	
H	173
–	FCB
–	–
–	–

E	
–	–
–	–
–	DD
200	CO/–

94	
H	218
–	FCB
–	–
–	–

E	
–	–
–	–
–	ID
200	CO/–

96	
H	263
–	FCB
–	–
–	–

E	
–	–
–	–
–	DD
200	CO/–

98	
H	308
–	FCB
–	–
–	–

E	
–	–
–	–
–	ID
200	CO/–

100	
H	353
–	FCB
–	–
–	–

E	
–	–
–	–
–	DD
200	CO/–

Fixare mediana pe stalp H100
Median fastening on H100 pole
Km 195+353

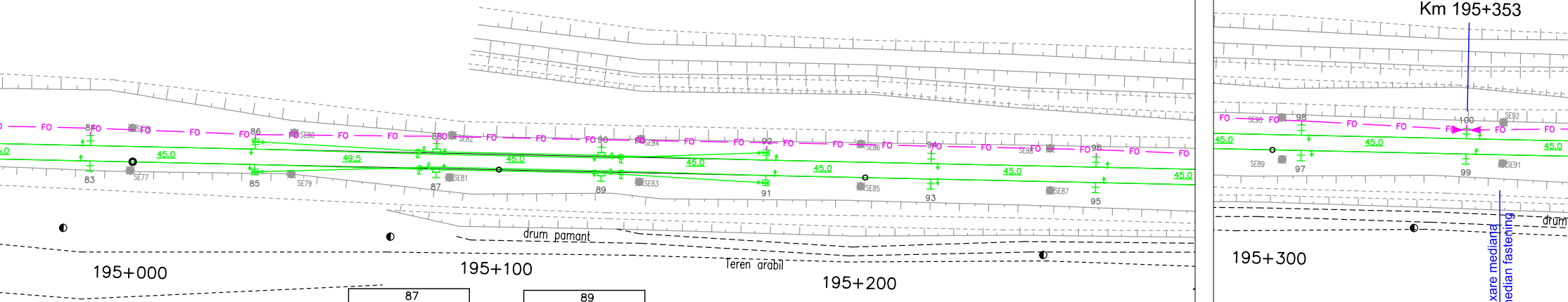
FO
45.0
49.5
83
84
85
86
87
88
89
90
91
92
93
94
95
96
97
98
99
100
SE77
SE78
SE79
SE80
SE81
SE82
SE83
SE84
SE85
SE86
SE87
SE88
SE89
SE90
SE91
SE92
drum pamant
Teren arabil
drum
195+000
195+100
195+200
195+300

Demontare fixare mediana
Dismounted median fastening

87	
H	083
–	FCB
–	–
–	–

E1	
–	–
–	–
–	A
0	CO/–

E2	
–	–
–	–
–	ID
200	CO/–

89	
H	128
–	FCB
–	–
–	–

E1	
–	–
–	–
–	A
0	CO/–

E2	
–	–
–	–
–	DD
200	CO/–

83	
H	988.5
–	FCB
–	–
–	–

E	
–	–
–	–
–	ID
200	CO/–

85	
H	032
–	FCB
–	–
–	–

E	
–	–
–	–
–	DD
200	CO/–

91	
H	173
–	FCB
–	–
–	–

E	
–	–
–	–
–	ID
200	CO/–

93	
H	218
–	FCB
–	–
–	–

E	
–	–
–	–
–	DD
200	CO/–

95	
H	263
–	FCB
–	–
–	–

E	
–	–
–	–
–	ID
200	CO/–

97	
H	308
–	FCB
–	–
–	–

E	
–	–
–	–
–	DD
200	CO/–

99	
H	353
–	FCB
–	–
–	–

E	
–	–
–	–
–	ID
200	CO/–

102	
H	398
–	FCB
–	–
–	–

E	
–	–
–	–
–	ID
200	CO/–

104	
H	447.5
–	FCB
–	–
–	–

E	
–	–
–	–
–	DD
200	CO/–

106	
H	492.5
–	FCB
–	–
–	–

E	
–	–
–	–
–	ID
200	CO/–

108	
H	542
–	FCB
–	–
–	–

E	
–	–
–	–
–	DD
200	CO/–

110	
H	587
–	FCB
–	–
–	–

E	
–	–
–	–
–	ID
200	CO/–

112	
H	632
–	FCB
–	–
–	–

E	
–	–
–	–
–	DD
200	CO/–

114	
H	681.5
–	FCB
–	–
–	–

E	
–	–
–	–
–	ID
200	CO/–

116	
H	731
–	FCB
–	–
–	–

E	
–	–
–	–
–	DD
200	CO/–

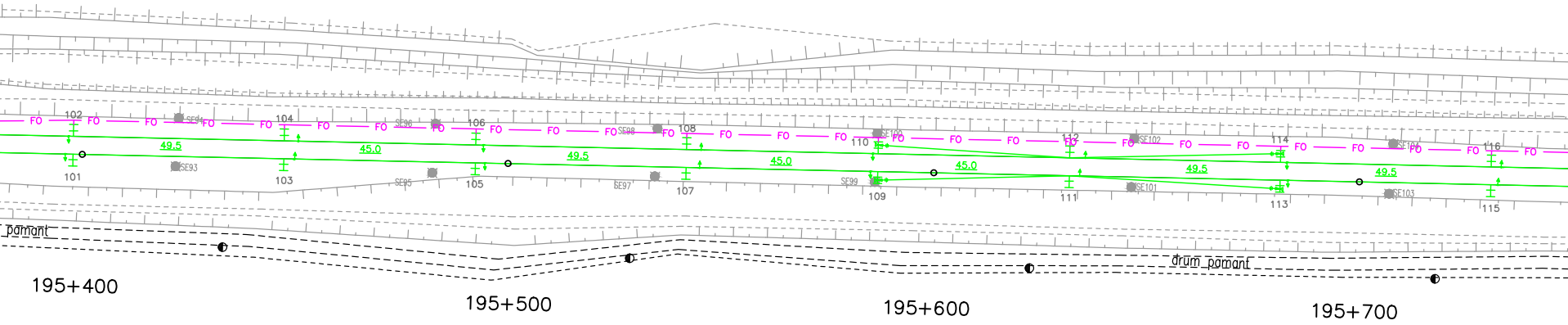
FO
102
104
106
108
110
112
114
116
101
103
105
107
109
111
113
115
SE93
SE94
SE95
SE96
SE97
SE98
SE99
SE100
SE101
SE102
SE103
SE104
49.5
45.0
49.5
45.0
45.0
49.5
49.5
pomant
drum pomant
195+400
195+500
195+600
195+700

101	
H	398
–	FCB
–	–
–	–

E	
–	–
–	–
–	DD
200	CO/–

103	
H	447.5
–	FCB
–	–
–	–

E	
–	–
–	–
–	ID
200	CO/–

105	
H	492.5
–	FCB
–	–
–	–

E	
–	–
–	–
–	DD
200	CO/–

107	
H	542
–	FCB
–	–
–	–

E	
–	–
–	–
–	ID
200	CO/–

109	
H	587
–	FCB
–	–
–	–

E	
–	–
–	–
–	DD
200	CO/–

111	
H	632
–	FCB
–	–
–	–

E	
–	–
–	–
–	ID
200	CO/–

113	
H	681.5
–	FCB
–	–
–	–

E	
–	–
–	–
–	DD
200	CO/–

115	
H	731
–	FCB
–	–
–	–

E	
–	–
–	–
–	ID
200	CO/–

118	
H	776
–	FCB
–	–
–	–

E	
–	–
–	–
–	ID
200	CO/–

120	
H	825.5
–	FCB
–	–
–	–

E	
–	–
–	–
–	DD
200	CO/–

122	
H	875
–	FCB
–	–
–	–

E	
–	–
–	–
–	ID
200	CO/–

124	
H	924.5
–	FCB
–	–
–	–

E	
–	–
–	–
–	DD
200	CO/–

126	
H	974
–	FCB
–	–
–	–

E	
–	–
–	–
–	ID
200	CO/–

128	
H	019
–	FCB
–	–
–	–

E	
–	–
–	–
–	DD
200	CO/–

130	
H	068.5
–	FCB
–	–
–	–

E	
–	–
–	–
–	ID
200	CO/–

132	
H	118
–	FCB
–	–
–	–

E1	
–	–
–	–
–	A
0	CO/–

E2	
–	–
–	–
–	DD
200	CO/–

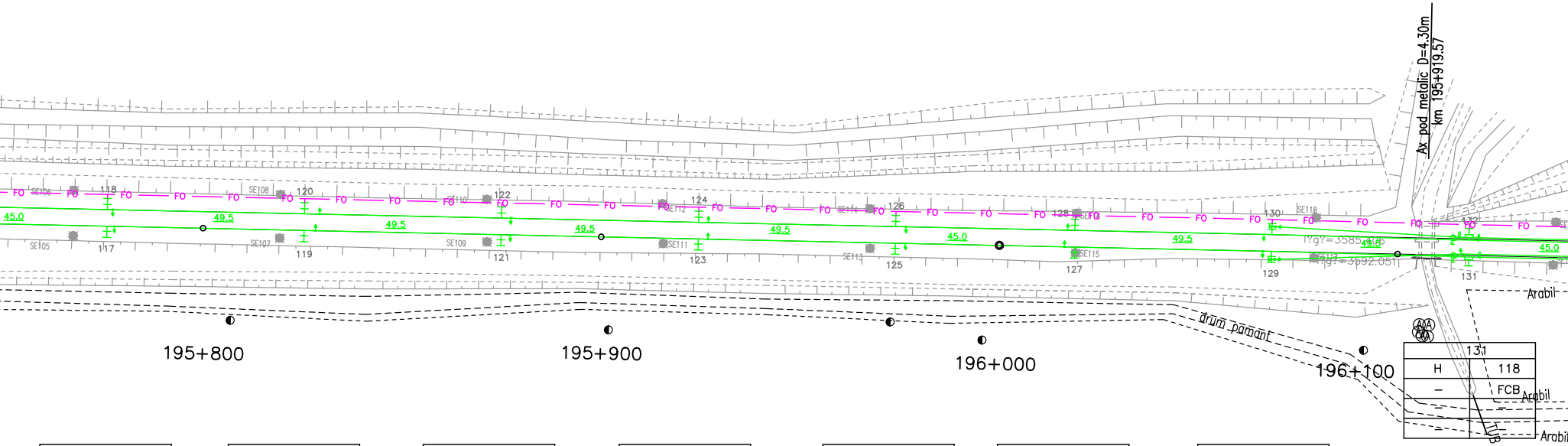
Ax pod metalic D=4.30m
km 195+919.57
FO
SE105
SE106
SE107
SE108
SE109
SE110
SE111
SE112
SE113
SE114
SE115
SE116
SE117
SE118
117
118
119
120
121
122
123
124
125
126
127
128
129
130
131
132
45.0
49.5
49.5
49.5
49.5
45.0
49.5
49.5
45.0
!?g?=3585.406
!?g?=3592.051
Arabil
Arabil
Arabil
drum pamant
195+800
195+900
196+000
196+100

131	
H	118
–	FCB
–	–
–	–

117	
H	776
–	FCB
–	–
–	–

E	
–	–
–	–
–	DD
200	CO/–

119	
H	825.5
–	FCB
–	–
–	–

E	
–	–
–	–
–	ID
200	CO/–

121	
H	875
–	FCB
–	–
–	–

E	
–	–
–	–
–	DD
200	CO/–

123	
H	924.5
–	FCB
–	–
–	–

E	
–	–
–	–
–	ID
200	CO/–

125	
H	974
–	FCB
–	–
–	–

E	
–	–
–	–
–	DD
200	CO/–

127	
H	019
–	FCB
–	–
–	–

E	
–	–
–	–
–	ID
200	CO/–

129	
H	068.5
–	FCB
–	–
–	–

E	
–	–
–	–
–	DD
200	CO/–

E1	
–	–
–	–
–	A
0	CO/–

E2	
–	–
–	–
–	ID
200	CO/–

134	
H	163
–	FCB
–	–
–	–

E1	
–	–
–	–
–	A
0	CO/–

E2	
–	–
–	–
–	ID
200	CO/–

136	
H	212.5
–	FCB
–	–
–	–

E	
–	–
–	–
–	DD
200	CO/–

138	
H	262
–	FCB
–	–
–	–

E	
–	–
–	–
–	ID
200	CO/–

140	
H	307
–	FCB
–	–
–	–

E	
–	–
–	–
–	DD
200	CO/–

142	
H	352
–	FCB
–	–
–	–

E	
–	–
–	–
–	ID
200	CO/–

144	
H	397
–	FCB
–	–
–	–

E	
–	–
–	–
–	DD
200	CO/–

146	
H	442
–	FCB
–	–
–	–

E	
–	–
–	–
–	ID
200	CO/–

148	
H	487
–	FCB
–	–
–	–

E	
–	–
–	–
–	DD
200	CO/–

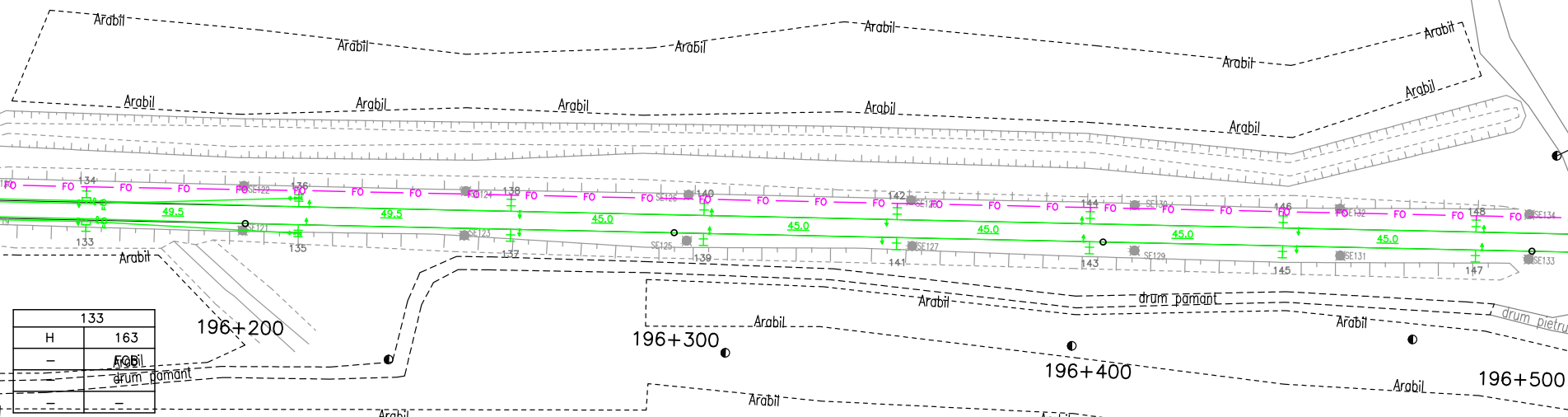
Arabil
Arabil
Arabil
Arabil
Arabil
Arabil
Arabil
Arabil
Arabil
Arabil
Arabil
Arabil
FO
49.5
49.5
45.0
45.0
45.0
45.0
45.0
45.0
134
136
138
140
142
144
146
148
133
135
137
139
141
143
145
147
SE121
SE122
SE123
SE124
SE125
SE126
SE127
SE128
SE129
SE130
SE131
SE132
SE133
SE134
Arabil
196+200
drum pamant
Arabil
196+300
Arabil
Arabil
196+400
drum pamant
Arabil
drum pietru
Arabil
196+500
Arabil
Arabil
Arabil

133	
H	163
–	FCB
–	–
–	–

E1	
–	–
–	–
–	A
0	CO/–

E2	
–	–
–	–
–	DD
200	CO/–

135	
H	212.5
–	FCB
–	–
–	–

E	
–	–
–	–
–	ID
200	CO/–

137	
H	262
–	FCB
–	–
–	–

E	
–	–
–	–
–	DD
200	CO/–

139	
H	307
–	FCB
–	–
–	–

E	
–	–
–	–
–	ID
200	CO/–

141	
H	352
–	FCB
–	–
–	–

E	
–	–
–	–
–	DD
200	CO/–

143	
H	397
–	FCB
–	–
–	–

E	
–	–
–	–
–	ID
200	CO/–

145	
H	442
–	FCB
–	–
–	–

E	
–	–
–	–
–	DD
200	CO/–

147	
H	487
–	FCB
–	–
–	–

E	
–	–
–	–
–	ID
200	CO/–

150		152		154		156		158		160		162		164	
H	536.5	H	581.5	H	626.5	H	671.5	H	716.5	H	766	H	811	H	860.5
–	FCB	–	FCB	–	FCB	–	FCB	–	FCB	–	FCB	–	FCB	–	FCB
–	–	–	–	–	–	–	–	–	–	–	–	–	–	–	–
–	–	–	–	–	–	–	–	–	–	–	–	–	–	–	–

E		E		E		E		E		E		E		E	
–	–	–	–	–	–	–	–	–	–	–	–	–	–	–	–
–	–	–	–	–	–	–	–	–	–	–	–	–	–	–	–
–	ID	–	DD	–	ID	–	DD	–	ID	–	DD	–	ID	–	DD
200	CO/–	200	CO/–	200	CO/–	200	CO/–	200	CO/–	200	CO/–	200	CO/–	200	CO/–



Ax pasaj la nivel L=4.90m
km 196+329.82

Fixare mediana pe stalp H152
Median fastening on H152 pole
Km 196+581

Arabil
Arabil
Arabil
Arabil
Arabil
FO
49.5
45.0
45.0
45.0
45.0
49.5
45.0
49.5
149
150
151
152
153
154
155
156
157
158
159
160
161
162
163
164
SE135
SE136
SE137
SE138
SE139
SE141
SE143
SE145
SE146
196+600
196+700
196+800
drum pietruit
B a l t a
Incinta DORIPESCO

149		151		153		155		157		159		161		163	
H	536.5	H	581.5	H	626.5	H	671.5	H	716.5	H	766	H	811	H	860.5
–	FCB	–	FCB	–	FCB	–	FCB	–	FCB	–	FCB	–	FCB	–	FCB
–	–	–	–	–	–	–	–	–	–	–	–	–	–	–	–
–	–	–	–	–	–	–	–	–	–	–	–	–	–	–	–

E		E		E		E		E		E		E		E	
–	–	–	–	–	–	–	–	–	–	–	–	–	–	–	–
–	–	–	–	–	–	–	–	–	–	–	–	–	–	–	–
–	DD	–	ID	–	DD	–	ID	–	DD	–	ID	–	DD	–	ID
200	CO/–	200	CO/–	200	CO/–	200	CO/–	200	CO/–	200	CO/–	200	CO/–	200	CO/–

166	
H	910
–	FCB
–	–
–	–

E	
–	–
–	–
–	ID
200	CO/–

168	
H	955
–	FCB
–	–
–	–

E	
–	–
–	–
–	DD
200	CO/–

170	
H	004.5
–	FCB
–	–
–	–

E	
–	–
–	–
–	ID
200	CO/–

172	
H	049.5
–	FCB
–	–
–	–

E	
–	–
–	–
–	DD
200	CO/–

174	
H	099
–	FCB
–	–
–	–

E	
–	–
–	–
–	ID
200	CO/–

176	
H	148.5
–	FCB
–	–
–	–

E1	
–	–
–	–
–	A
0	CO/–

E2	
–	–
–	–
–	DD
200	CO/–

178	
H	198
–	FCB
–	–
–	–

E1	
–	–
–	–
–	A
0	CO/–

E2	
–	–
–	–
–	ID
200	CO/–

180	
H	247.5
–	FCB
–	–
–	–

E	
–	–
–	–
–	DD
200	CO/–

182	
H	297
–	FCB
–	–
–	–

E	
–	–
–	–
–	ID
200	CO/–

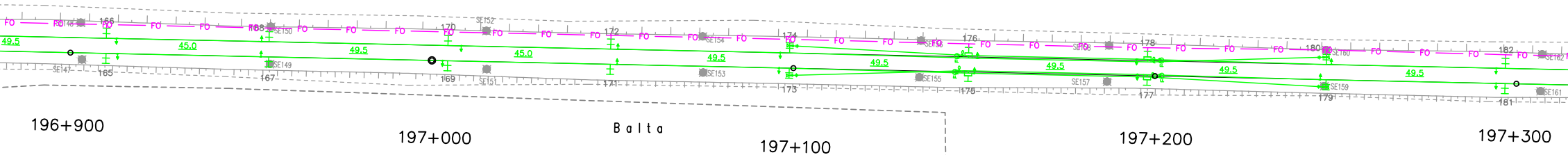
FO
49.5
45.0
49.5
45.0
49.5
49.5
49.5
49.5
49.5
SE147
SE149
SE150
SE151
SE152
SE153
SE154
SE155
SE157
SE159
SE160
SE161
SE162
165
166
167
168
169
170
171
172
173
174
175
176
177
178
179
180
181
182
196+900
197+000
Balta
197+100
197+200
197+300

165	
H	910
–	FCB
–	–
–	–

E	
–	–
–	–
–	DD
200	CO/–

167	
H	955
–	FCB
–	–
–	–

E	
–	–
–	–
–	ID
200	CO/–

169	
H	004.5
–	FCB
–	–
–	–

E	
–	–
–	–
–	DD
200	CO/–

171	
H	049.5
–	FCB
–	–
–	–

E	
–	–
–	–
–	ID
200	CO/–

173	
H	099
–	FCB
–	–
–	–

E	
–	–
–	–
–	DD
200	CO/–

175	
H	148.5
–	FCB
–	–
–	–

E1	
–	–
–	–
–	A
0	CO/–

E2	
–	–
–	–
–	ID
200	CO/–

177	
H	198
–	FCB
–	–
–	–

E1	
–	–
–	–
–	A
0	CO/–

E2	
–	–
–	–
–	DD
200	CO/–

179	
H	247.5
–	FCB
–	–
–	–

E	
–	–
–	–
–	ID
200	CO/–

181	
H	297
–	FCB
–	–
–	–

E	
–	–
–	–
–	DD
200	CO/–

184	
H	342
–	FCB
–	–
–	–

E	
–	–
–	–
–	DD
200	CO/–

Ax podet dolat D=4.70m
km 197+167.02

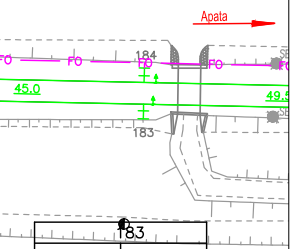
Apata
FO
FO
FO
FO
FO
184
183
45.0
49.5
SE
SE

183	
H	342
–	FCB
–	–
–	–

E	
–	–
–	–
–	ID
200	CO/–

LEGENDA TELECOMUNICATII
TELECOMMUNICATIONS LEGEND:

Cablu FO aerian proiectat
Designed aerial OF cable

Cablu FO (Faza 1) mutat pe stalpii metalici
OF cable (1st Phase) relocated on methallic poles

Demontare cablu FO aerian instalat in faza 1
Dismounted aerial OF cable installed in the 1st phase

● Stalp de beton existent care se pastreaza
Existing concrete pole which preserved

● Stalp de beton existen - demontat
Dismounted existing concrete pole

DESCRIEREA LUCRĂRILOR

Lucrările de protejare a cablului cu fibre optice existent se vor realiza în 2 faze.

Faza 2

Lucrările la cablul cu fibre optice din faza 2 se execută după terminarea execuţiei noilor linii c.f. pe întreg intervalul şi plantarea noilor stâlpi metalici ai linie de tracţiune,

a) de-a lungul noii linii c.f. dintre staţia Feldioara şi stâlpul SE41 se instalează un cablu cu fibre optice nou pe stâlpii metalici de pe partea stângă a căii ferate.

b) între stâlpii SE41 - SE237 cablul cu fibre optice instalat în faza 1 pe partea stângă a căii ferate se va muta pe stâlpii metalici. Fixările mediane se vor reface pe stâlpii H100, H152 şi H214.

c) între stâlpii SE237 - SE472 se va instala un cablu cu fibre optice nou de-a lungul noii linii c.f. şi linia c.f. refăcută pe stâlpii metalici de pe partea dreaptă a căii ferate. Cablul proiectat va avea fixări mediane pe stâlpii metalici H334, H400 şi H462.

d) între stâlpul SE472 şi staţia Apaţa cablul cu fibre optice instalat în faza 1 se va muta pe stâlpii metalici de pe partea dreaptă a căii ferate.

g) După preluarea comunicaţiilor pe noile cabluri cu fibre optice, cablul provizoriu se va demonta.

NOTA: La stabilirea soluţiei s-a avut în vedere reducerea la minim a numărului de joncţionări a cablului cu fibre optice.

DESCRIPTION OF THE WORKS

The protection works of the existing fiber optic cable will be performed in 2 phases.

2nd Phase

The works at the fiber optic cable in the 2nd phase will be performed after the finishing of construction of the new rail tracks on the whole interval and the planting of the new metallic poles of the traction line as follows:

a) along the new railway tracks between Feldioara station and the SE41 pole it will be installed o new fiber optic cable on the metallic poles on the left side of tracks.

b) between the SE41 - SE237 poles the fiber optic cable installed in the 1st phase on the left side of tracks will be relocated on the metallic poles. The median fastenings will be remade on the H100, H152 and H214 poles.

c) between the SE237 - SE472 poles it will be installed o new fiber optic cable along the new railway tracks and along the remade tracks on the metallic poles on the right side of tracks.
The designed cable will have median fastenings on the H334, H400 and H462 metallic poles.

d) between the SE472 pole and Apaţa station the fiber optic cable installed in the 1st phase will be relocated on the metallic poles placed on the right side of tracks.

g) After taking over the communications on the new fibre optic cables, the existing cable will be dismounted.

NOTE: Also the solution was established taking into account the diminution at minimum of the number of junctions of the fiber optic cable.

Indice Index	Data Date	Modificare Modification/Revision	Proiectant Designer

GUVERNUL ROMANIEI
ROMANIAN GOVERNMENT

PROIECT FINANŢAT DE UNI
EUROPEAN UNION FI

CFR

C.N

CLIENT / CLIENT

ITALFERR
GRUPPO FERROVIE DELLO STATO
Joint Venture leader

Scott Wilson

OBERM
PLANEN + BER

CONSULTANT / CONSULTANT

Aprobat Approved	Şef proiect Project manager	R. Liuzza
Aprobat Approved	Coordonator Secþiune 1 Section 1 Coordinator	C. Gambelli
Verificat Checked	Expert Verificator Checking Expert	Pino Amodio

SUBCONTRACTANT / SUBCONTRACTOR

AREX COMPANY

Aprobat Approved	Responsabil Subcontractant Subcontractor Responsible	A.Stanciu - Dinulescu
Întocmit Elaborated	Proiectant Designer	Gabriela Trifan

Reabilitarea liniei de cale ferata Braşov - Simeria, parte componentă a coridorului I
pentru circulația trenurilor cu viteza maximă de 160 km/h,
Tronsonul : Braşov - Sighişoara
Rehabilitation of the railway line Braşov - Simeria, component Part of the IV Pan-E
for the trains circulation with maximum speed of 160 km/h,
Section : Braşov - Sighişoara

Denumire desen / Drawing Title :

Mutarea si protejarea cablului FO existe
Plan de situatie - int.Feldioara - Apata; Feldioara- Ap
Relocation and protection of existing OF ca

Codificare / Codification System

Scara / Scale
1:1000

E	A	5	1		0	1		C		0	8		L	7		T	C		0	4

Aprobat Consultant Approved Consultant	Aprobat CFR Approved CFR

UNEA EUROPEANĂ
NANCED PROJECT

.C.F. "C.F.R." - S.A.

EYER
ATEN GmbH

TECNIC
Consulting Engineers

	Data Date	Semnătură Signature

01.2012	
01.2012	Trifon

V Pan European,

uropean Corridor,

Proiect/Project
2004/RO/16/P/PA/003

Faza / Phase:
P.Th. / T.D.

ent - Faza 2
ata section - Layout Plan
ble - 2nd Phase

LOT / LOT	Nr. / No 03 / 05

1 | 1 | 0 0 | 1