186	
H	391.5
–	FCB
–	–
–	–

E	
–	–
–	–
–	ID
200	CO/–

188	
H	436.5
–	FCB
–	–
–	–

E	
–	–
–	–
–	DD
200	CO/–

190	
H	486
–	FCB
–	–
–	–

E	
–	–
–	–
–	ID
200	CO/–

192	
H	531
–	FCB
–	–
–	–

E	
–	–
–	–
–	DD
200	CO/–

194	
H	576
–	FCB
–	–
–	–

E	
–	–
–	–
–	ID
200	CO/–

196	
H	621
–	FCB
–	–
–	–

E	
–	–
–	–
–	DD
200	CO/–

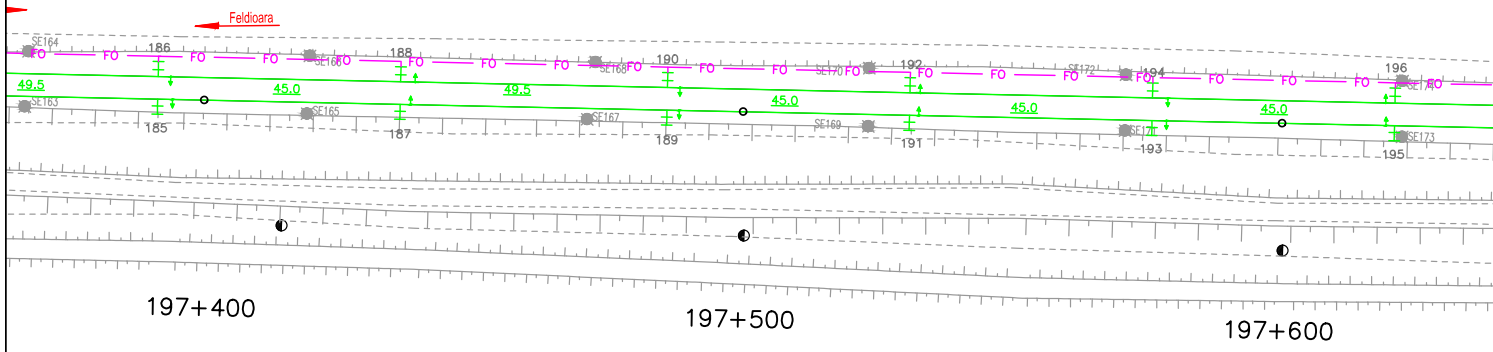
Feldioara
SE164
SE163
SE165
SE166
SE167
SE168
SE169
SE170
SE171
SE172
SE173
SE174
FO
49.5
45.0
49.5
45.0
45.0
45.0
45.0
185
186
187
188
189
190
191
192
193
194
195
196
197+400
197+500
197+600

185	
H	391.5
–	FCB
–	–
–	–

E	
–	–
–	–
–	DD
200	CO/–

187	
H	436.5
–	FCB
–	–
–	–

E	
–	–
–	–
–	ID
200	CO/–

189	
H	486
–	FCB
–	–
–	–

E	
–	–
–	–
–	DD
200	CO/–

191	
H	531
–	FCB
–	–
–	–

E	
–	–
–	–
–	ID
200	CO/–

193	
H	576
–	FCB
–	–
–	–

E	
–	–
–	–
–	DD
200	CO/–

195	
H	621
–	FCB
–	–
–	–

E	
–	–
–	–
–	ID
200	CO/–

198	
H	666
–	FCB
–	–
–	–

E	
–	–
–	–
–	ID
200	CO/–

200	
H	706.5
–	FCB
–	–
–	–

E	
–	–
–	–
–	DD
200	CO/–

202	
H	747
–	FCB
–	–
–	–

E	
–	–
–	–
–	ID
200	CO/–

204	
H	792
–	FCB
–	–
–	–

E	
–	–
–	–
–	DD
200	CO/–

206	
H	832.5
–	FCB
–	–
–	–

E	
–	–
–	–
–	ID
200	CO/–

208	
H	873
–	FCB
–	–
–	–

E	
–	–
–	–
–	DD
200	CO/–

210	
H	918
–	FCB
–	–
–	–

E	
–	–
–	–
–	ID
200	CO/–

212	
H	958.5
–	FCB
–	–
–	–

E	
–	–
–	–
–	DD
200	CO/–

214	
H	003.5
–	FCB
–	–
–	–

E	
–	–
–	–
–	ID
200	CO/–

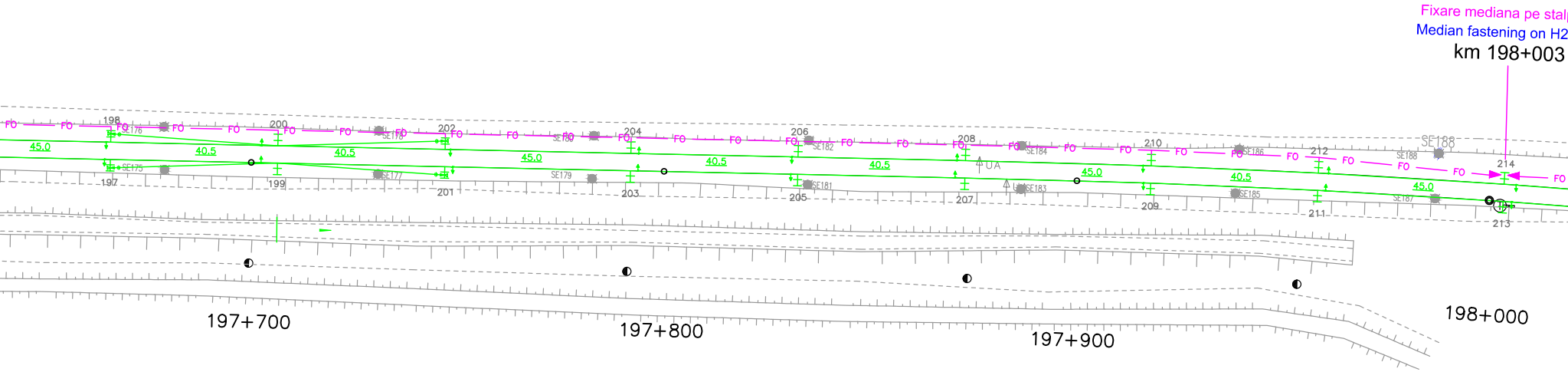
Fixare mediana pe stal
Median fastening on H2
km 198+003
FO
45.0
40.5
198
200
202
204
206
208
210
212
214
197
199
201
203
205
207
209
211
213
SE175
SE176
SE177
SE178
SE179
SE180
SE181
SE182
SE183
SE184
SE185
SE186
SE187
SE188
UA
197+700
197+800
197+900
198+000

197	
H	666
–	FCB
–	–
–	–

E	
–	–
–	–
–	DD
200	CO/–

199	
H	706.5
–	FCB
–	–
–	–

E	
–	–
–	–
–	ID
200	CO/–

201	
H	747
–	FCB
–	–
–	–

E	
–	–
–	–
–	DD
200	CO/–

203	
H	792
–	FCB
–	–
–	–

E	
–	–
–	–
–	ID
200	CO/–

205	
H	832.5
–	FCB
–	–
–	–

E	
–	–
–	–
–	DD
200	CO/–

207	
H	873
–	FCB
–	–
–	–

E	
–	–
–	–
–	ID
200	CO/–

209	
H	918
–	FCB
–	–
–	–

E	
–	–
–	–
–	DD
200	CO/–

211	
H	958.5
–	FCB
–	–
–	–

E	
–	–
–	–
–	ID
200	CO/–

213	
H	003.5
–	FCB
–	–
–	–

E	
–	–
–	–
–	DD
200	CO/–

216	
H	044
–	FCB
–	–
–	–

E	
–	–
–	–
–	DD
200	CO/–

218	
H	084.5
–	FCB
–	–
–	–

E	
–	–
–	–
–	ID
200	CO/–

220	
H	129.5
–	FCB
–	–
–	–

E	
–	–
–	–
–	DD
200	CO/–

222	
H	170
–	FCB
–	–
–	–

E1	
–	–
–	–
–	A
0	CO/–

E2	
–	–
–	–
–	ID
–	CO/–

224	
H	214.5
–	FCB
–	–
–	–

E1	
–	–
–	–
–	DD
200	CO/–

E2	
–	–
–	–
–	ID
200	CO/–

Ax pod metalic D=6.40m
km 198+043.46

226	
H	255
–	FCB
–	–
–	–

E1	
–	–
–	–
–	A
0	CO/–

E2	
–	–
–	–
–	DD
200	CO/–

228	
H	300
–	FCB
–	–
–	–

E	
–	–
–	–
–	ID
200	CO/–

230	
H	345
–	FCB
–	–
–	–

E	
–	–
–	–
–	DD
200	CO/–

232	
H	390
–	FCB
–	–
–	–

E	
–	–
–	–
–	ID
200	CO/–

p H214
14 pole

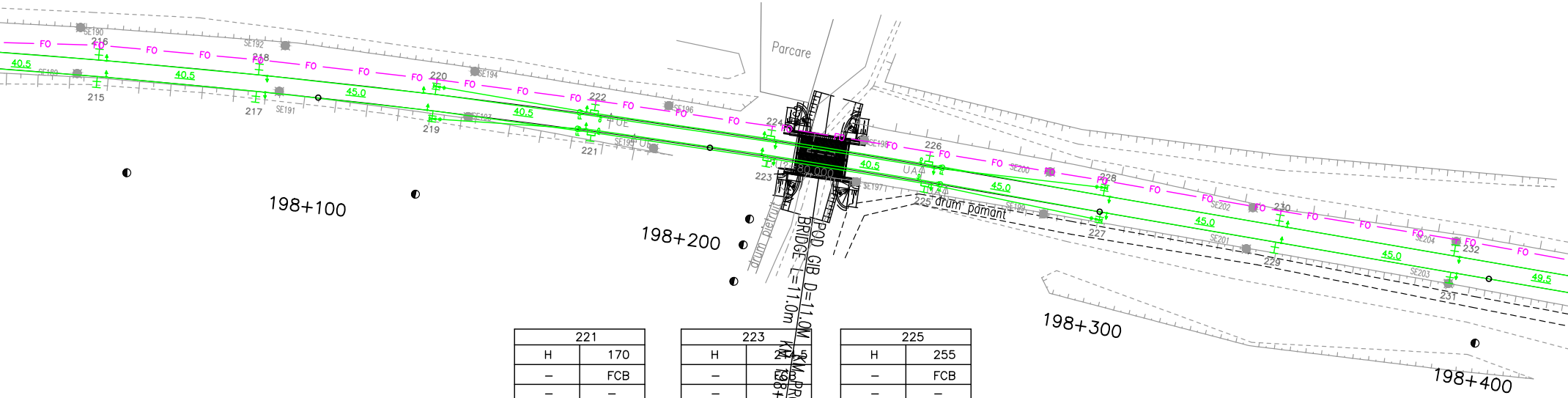
FO
40.5
45.0
49.5
SE190
SE189
SE192
SE191
SE194
SE193
SE196
SE195
SE198
SE197
SE200
SE199
SE202
SE201
SE204
SE203
215
216
217
218
219
220
221
222
223
224
225
226
227
228
229
230
231
232
Parcare
U2 80.000
UA4
drum pietruit
drum pamant
POD GIB D=11.0M
BRIDGE L=11.0m
KM PROIECTAT 198+228.43
KM 198+228.43
198+100
198+200
198+300
198+400

221	
H	170
–	FCB
–	–
–	–

E1	
–	–
–	–
–	A
0	CO/–

E2	
–	–
–	–
–	ID
200	CO/–

223	
H	214.5
–	[illegible]
–	[illegible]
–	[illegible]

E1	
–	[illegible]
–	[illegible]
–	[illegible]
200	CO/–

E2	
–	–
–	–
–	ID
200	CO/–

225	
H	255
–	FCB
–	–
–	–

E1	
–	–
–	–
–	A
0	CO/–

E2	
–	–
–	–
–	ID
200	CO/–

215	
H	044
–	FCB
–	–
–	–

E	
–	–
–	–
–	ID
200	CO/–

217	
H	084.5
–	FCB
–	–
–	–

E	
–	–
–	–
–	DD
200	CO/–

219	
H	129.5
–	FCB
–	–
–	–

E	
–	–
–	–
–	ID
200	CO/–

227	
H	300
–	FCB
–	–
–	–

E	
–	–
–	–
–	DD
200	CO/–

229	
H	345
–	FCB
–	–
–	–

E	
–	–
–	–
–	ID
200	CO/–

231	
H	390
–	FCB
–	–
–	–

E	
–	–
–	–
–	DD
200	CO/–

234		236		238		240		242		244		246		248	
H	439.5	H	484.5	H	529.5	H	579.5	H	624	H	669	H	718.5	H	763.5
–	FCB	–	FCB	–	FCB	–	FCB	–	FCB	–	FCB	–	FCB	–	FCB
–	–	–	–	–	–	–	–	–	–	–	–	–	–	–	–
–	–	–	–	–	–	–	–	–	–	–	–	–	–	–	–

E		E		E		E		E		E		E		E	
–	–	–	–	–	–	–	–	–	–	–	–	–	–	–	–
–	–	–	–	–	–	–	–	–	–	–	–	–	–	–	–
–	DD	–	ID	–	DD	–	ID	–	DD	–	ID	–	DD	–	ID
200	CO/–	200	CO/–	200	CO/–	200	CO/–	200	CO/–	200	CO/–	200	CO/–	200	CO/–

Ax pod metalic D=5.90m
km 198+325.22

Ax cladire calatori Halta Vadu Rosu
km 198+494.60

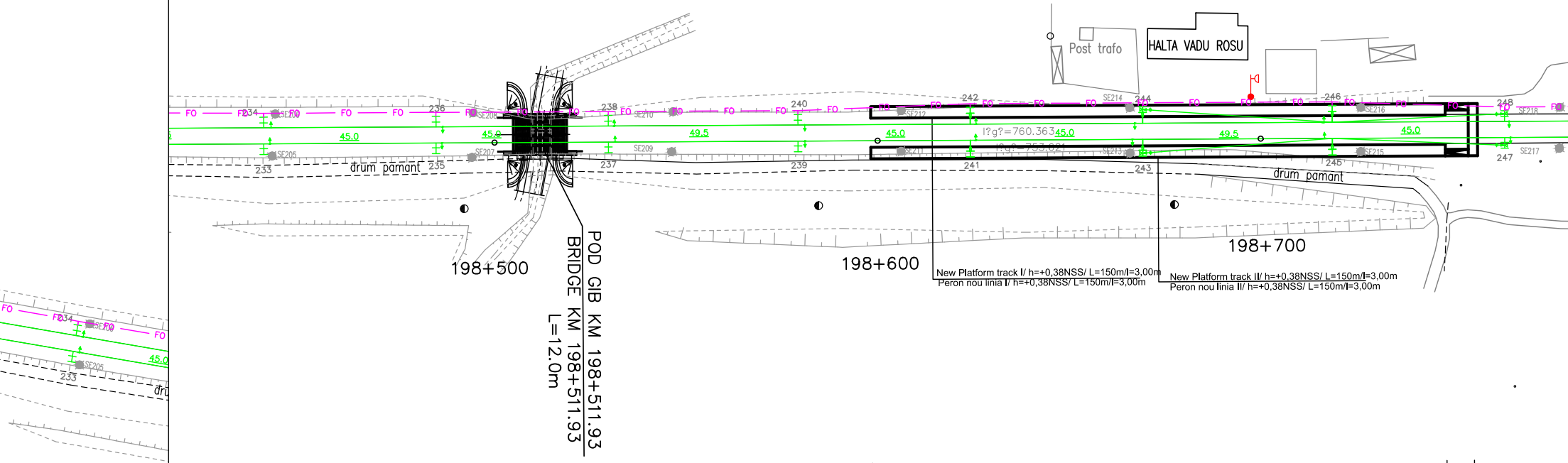

HALTA VADU ROSU
Post trafo
FO
45.0
49.5
drum pamant
234
236
238
240
242
244
246
248
233
235
237
239
241
243
245
247
SE205
SE207
SE208
SE209
SE210
SE211
SE212
SE213
SE214
SE215
SE216
SE217
SE218
198+500
198+600
198+700
POD GIB KM 198+511.93
BRIDGE KM 198+511.93
L=12.0m
New Platform track I/ h=+0,38NSS/ L=150m/l=3,00m
Peron nou linia I/ h=+0,38NSS/ L=150m/l=3,00m
New Platform track II/ h=+0,38NSS/ L=150m/l=3,00m
Peron nou linia II/ h=+0,38NSS/ L=150m/l=3,00m

Capat peron liniile I-II
Platform limit tracks I-II
Km198+600

Capat peron liniile I-II
Platform limit tracks I-II
Km198+750

Ax tercere la nivel pietonal
Pedestrian cross level ax
Km198+757.2

233		235		237		239		241		243		245		247	
H	439.5	H	484.5	H	529.5	H	579.5	H	624	H	669	H	718.5		763.5
–	FCB	–	FCB	–	FCB	–	FCB	–	FCB	–	FCB	–	FCB		FCB
–	–	–	–	–	–	–	–	–	–	–	–	–	–		–
–	–	–	–	–	–	–	–	–	–	–	–	–	–		–

E		E		E		E		E		E		E		E	
–	–	–	–	–	–	–	–	–	–	–	–	–	–	–	–
–	–	–	–	–	–	–	–	–	–	–	–	–	–	–	–
–	ID	–	DD	–	ID	–	DD	–	ID	–	DD	–	ID	–	DD
200	CO/–	200	CO/–	200	CO/–	200	CO/–	200	CO/–	200	CO/–	200	CO/–	200	CO/–

250	
H	808.5
–	FCB
–	–
–	–

E	
–	–
–	–
–	DD
200	CO/–

252	
H	849
–	FCB
–	–
–	–

E	
–	–
–	–
–	ID
200	CO/–

254	
H	894
–	FCB
–	–
–	–

E	
–	–
–	–
–	DD
200	CO/–

256	
H	939
–	FCB
–	–
–	–

E	
–	–
–	–
–	ID
200	CO/–

258	
H	979
–	FCB
–	–
–	–

E	
–	–
–	–
–	DD
200	CO/–

260	
H	024.5
–	FCB
–	–
–	–

E	
–	–
–	–
–	ID
200	CO/–

262	
H	065
–	FCB
–	–
–	–

E	
–	–
–	–
–	DD
200	CO/–

264	
H	105.5
–	FCB
–	–
–	–

E	
–	–
–	–
–	ID
200	CO/–

266	
H	151
–	FCB
–	–
–	–

E	
–	–
–	–
–	DD
200	CO/–

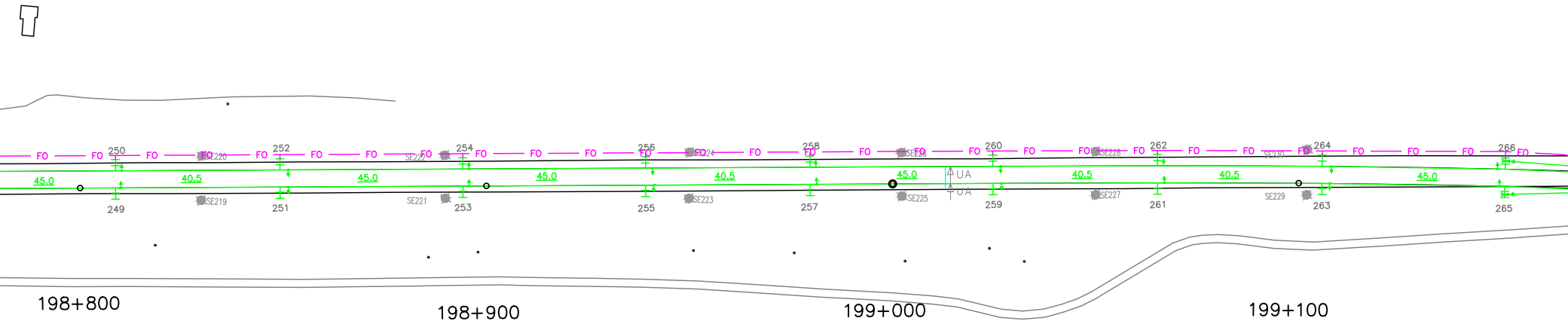
FO
250
252
254
256
258
260
262
264
266
45.0
40.5
45.0
45.0
40.5
45.0
40.5
40.5
45.0
SE220
SE222
SE224
SE226
SE228
SE230
SE219
SE221
SE223
SE225
SE227
SE229
UA
UA
249
251
253
255
257
259
261
263
265
198+800
198+900
199+000
199+100

249	
H	808.5
–	FCB
–	–
–	–

E	
–	–
–	–
–	ID
200	CO/–

251	
H	849
–	FCB
–	–
–	–

E	
–	–
–	–
–	DD
200	CO/–

253	
H	894
–	FCB
–	–
–	–

E	
–	–
–	–
–	ID
200	CO/–

255	
H	939
–	FCB
–	–
–	–

E	
–	–
–	–
–	DD
200	CO/–

257	
H	979
–	FCB
–	–
–	–

E	
–	–
–	–
–	ID
200	CO/–

259	
H	024.5
–	FCB
–	–
–	–

E	
–	–
–	–
–	DD
–	CO/–

261	
H	065
–	FCB
–	–
–	–

E	
–	–
–	–
–	ID
200	CO/–

263	
H	105.5
–	FCB
–	–
–	–

E	
–	–
–	–
–	DD
200	CO/–

265	
H	151
–	FCB
–	–
–	–

E	
–	–
–	–
–	ID
200	CO/–

268	
H	191.5
–	FCB
–	–
–	–

E1	
–	–
–	–
–	A
0	CO/–

E2	
–	–
–	–
–	ID
200	CO/–

270	
H	231.5
–	FCB
–	–
–	–

E1	
–	–
–	–
200	DD
–	CO/–

E2	
–	–
–	–
200	ID
–	CO/–

272	
H	276.5
–	FCB
–	–
–	–

E1	
–	–
–	–
–	A
0	CO/–

E2	
–	–
–	–
–	DD
200	CO/–

274	
H	317
–	FCB
–	–
–	–

E	
–	–
–	–
–	ID
200	CO/–

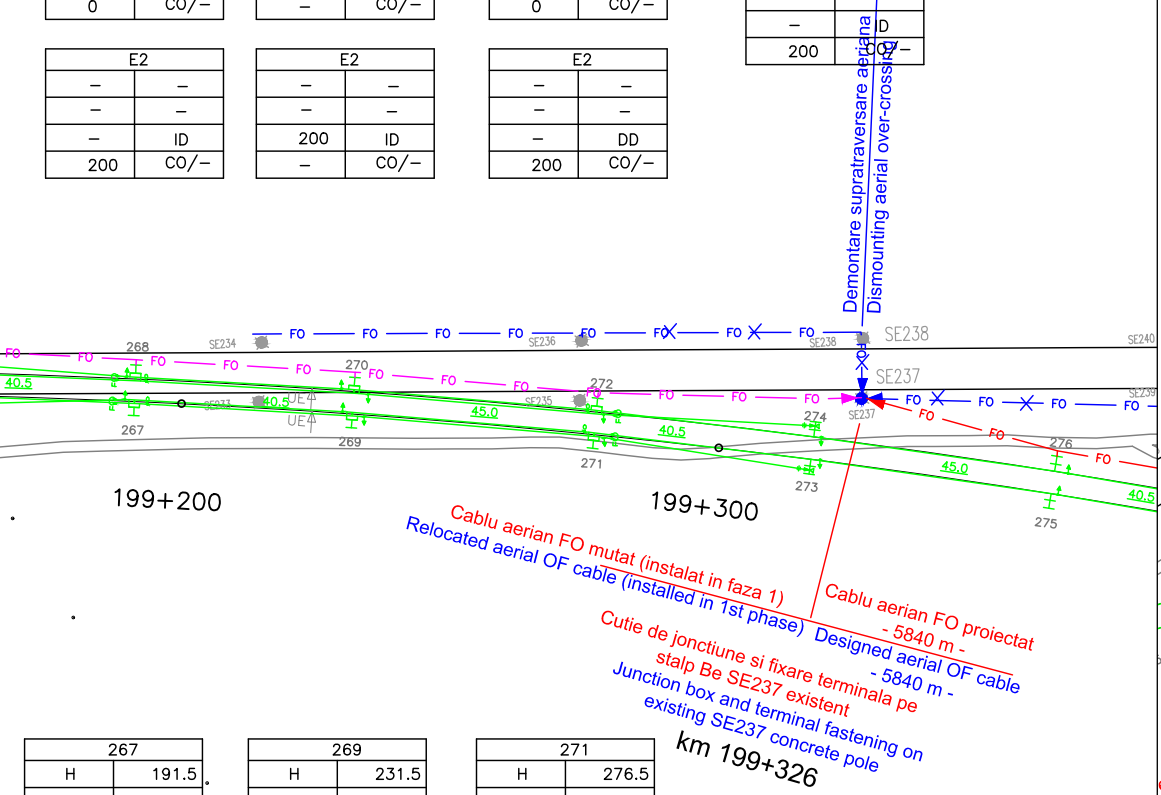
Demontare supratraversare aeriana
Dismounting aerial over-crossing
SE234
SE236
SE238
SE237
SE240
SE239
SE233
SE235
FO
268
270
272
274
276
267
269
271
273
275
40.5
45.0
UE4
199+200
199+300

Cablu aerian FO mutat (instalat in faza 1)
Relocated aerial OF cable (installed in 1st phase)

Cablu aerian FO proiectat
- 5840 m -
Designed aerial OF cable
- 5840 m -

Cutie de jonctiune si fixare terminala pe
stalp Be SE237 existent
Junction box and terminal fastening on
existing SE237 concrete pole

km 199+326

267	
H	191.5
–	FCB
–	–
–	–

E1	
–	–
–	–
–	A
0	CO/–

E2	
–	–
–	–
–	DD
200	CO/–

269	
H	231.5
–	FCB
–	–
–	–

E1	
–	–
–	–
–	DD
200	CO/–

E2	
–	–
–	–
–	ID
200	CO/–

271	
H	276.5
–	FCB
–	–
–	–

E1	
–	–
–	–
–	A
0	CO/–

E2	
–	–
–	–
–	ID
200	CO/–

273	
H	317
–	FCB
–	–
–	–

E	
–	–
–	–
–	DD
200	CO/–

278	
H	402.5
–	FCB
–	–
–	–

E	
–	–
–	–
–	ID
200	CO/–

280	
H	447.5
–	FCB
–	–
–	–

E	
–	–
–	–
–	DD
200	CO/–

282	
H	492.5
–	FCB
–	–
–	–

E	
–	–
–	–
–	ID
200	CO/–

284	
H	533
–	FCB
–	–
–	–

276	
H	362
–	FCB
–	–
–	–

E	
–	–
–	–
–	DD
200	CO/–

E	
–	–
–	–
–	DD
200	CO/–

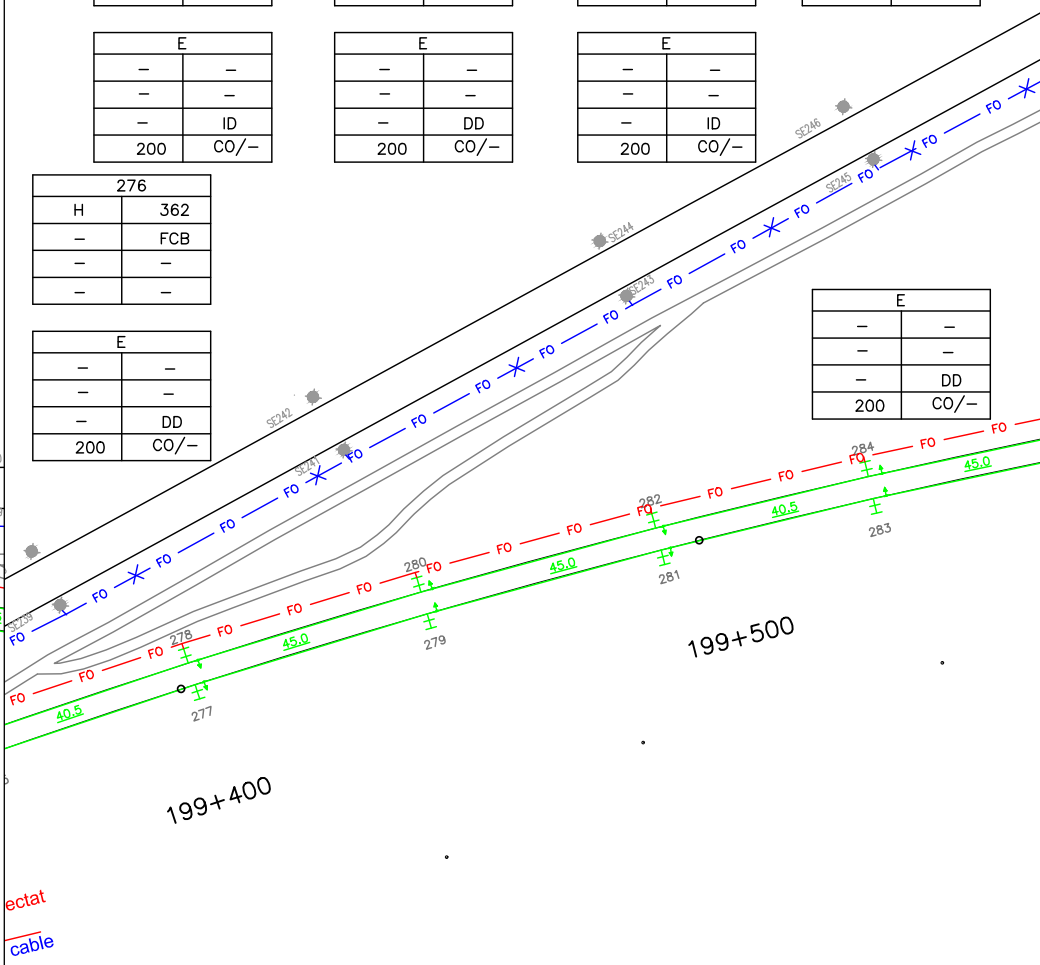
SE239
SE241
SE242
SE243
SE244
SE245
SE246
FO
276
278
280
282
284
277
279
281
283
40.5
45.0
199+400
199+500

ectat

cable

275	
H	362
–	FCB
–	–
–	–

E	
–	–
–	–
–	ID
200	CO/–

277	
H	402.5
–	FCB
–	–
–	–

E	
–	–
–	–
–	DD
200	CO/–

279	
H	447.5
–	FCB
–	–
–	–

E	
–	–
–	–
–	ID
200	CO/–

281	
H	492.5
–	FCB
–	–
–	–

E	
–	–
–	–
–	DD
200	CO/–

283	
H	533
–	FCB
–	–
–	–

E	
–	–
–	–
–	ID
200	CO/–

286	
H	578
–	FCB
–	–
–	–

E	
–	–
–	–
–	ID
200	CO/–

288	
H	623
–	FCB
–	–
–	–

E	
–	–
–	–
–	DD
200	CO/–

290	
H	663.5
–	FCB
–	–
–	–

E	
–	–
–	–
–	ID
200	CO/–

292	
H	704
–	FCB
–	–
–	–

E	
–	–
–	–
–	DD
200	CO/–

294	
H	749
–	FCB
–	–
–	–

E	
–	–
–	–
–	ID
200	CO/–

296	
H	789.5
–	FCB
–	–
–	–

E	
–	–
–	–
–	DD
200	CO/–

298	
H	830
–	FCB
–	–
–	–

E	
–	–
–	–
–	ID
200	CO/–

300	
H	875
–	FCB
–	–
–	–

E	
–	–
–	–
–	DD
200	CO/–

302	
H	920
–	FCB
–	–
–	–

E	
–	–
–	–
–	ID
200	CO/–

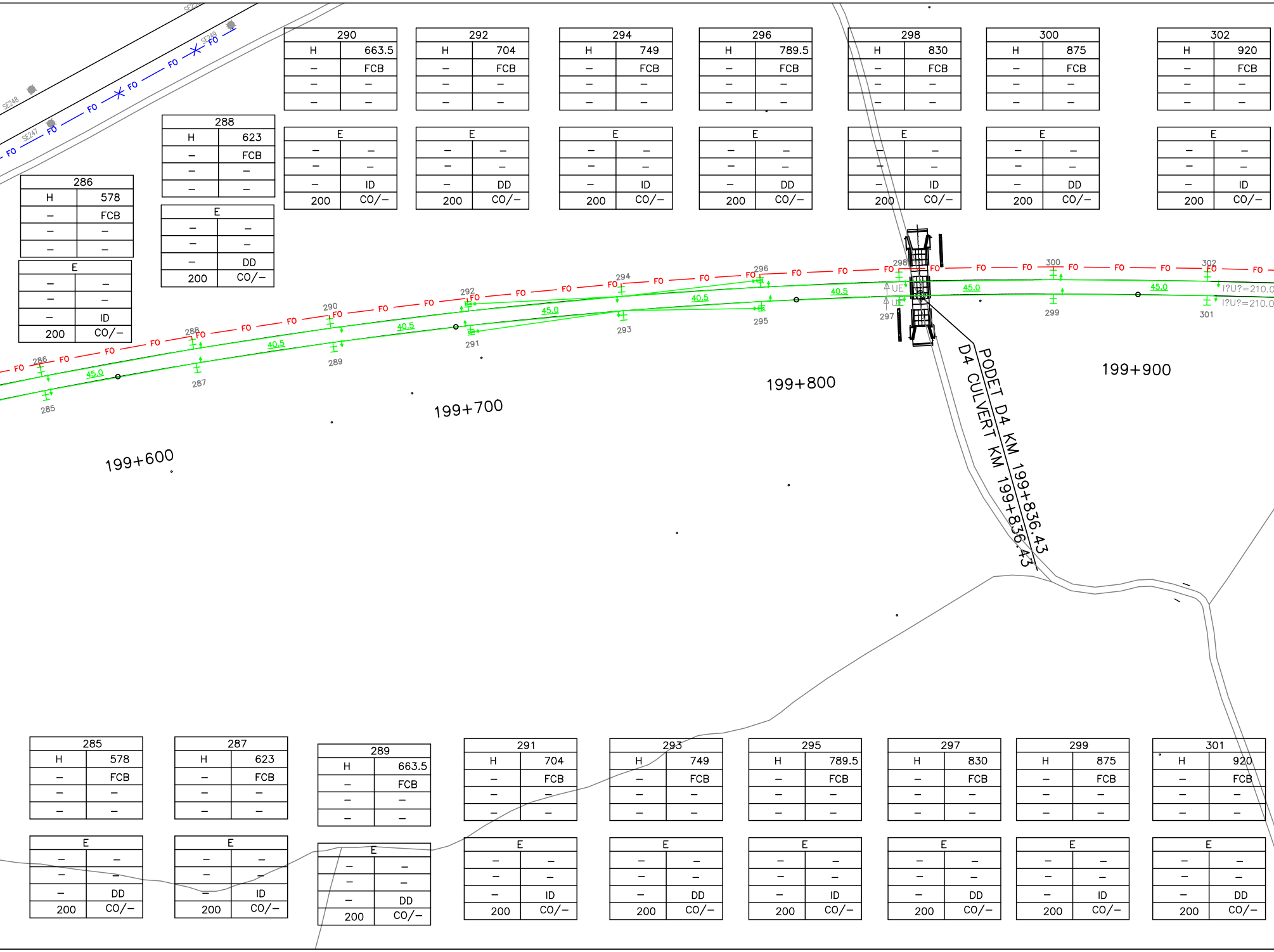
SE248
SE247
SE249
FO
286
288
290
292
294
296
298
300
302
285
287
289
291
293
295
297
299
301
45.0
40.5
UE
I?U?=210.0
199+600
199+700
199+800
199+900
PODET D4 KM 199+836.43
D4 CULVERT KM 199+836.43

285	
H	578
–	FCB
–	–
–	–

E	
–	–
–	–
–	DD
200	CO/–

287	
H	623
–	FCB
–	–
–	–

E	
–	–
–	–
–	ID
200	CO/–

289	
H	663.5
–	FCB
–	–
–	–

E	
–	–
–	–
–	DD
200	CO/–

291	
H	704
–	FCB
–	–
–	–

E	
–	–
–	–
–	ID
200	CO/–

293	
H	749
–	FCB
–	–
–	–

E	
–	–
–	–
–	DD
200	CO/–

295	
H	789.5
–	FCB
–	–
–	–

E	
–	–
–	–
–	ID
200	CO/–

297	
H	830
–	FCB
–	–
–	–

E	
–	–
–	–
–	DD
200	CO/–

299	
H	875
–	FCB
–	–
–	–

E	
–	–
–	–
–	ID
200	CO/–

301	
H	920
–	FCB
–	–
–	–

E	
–	–
–	–
–	DD
200	CO/–

304	
H	970
–	FCB
–	–
–	–

E	
–	–
–	–
–	DD
200	CO/–

306	
H	005.5
–	FCB
–	–
–	–

E	
–	–
–	–
–	ID
200	CO/–

308	
H	050.5
–	FCB
–	–
–	–

E	
–	–
–	–
–	DD
200	CO/–

310	
H	095.5
–	FCB
–	–
–	–

E	
–	–
–	–
–	ID
200	CO/–

312	
H	145
–	FCB
–	–
–	–

E	
–	–
–	–
–	DD
200	CO/–

314	
H	190
–	FCB
–	–
–	–

E	
–	–
–	–
–	ID
200	CO/–

316	
H	239.5
–	FCB
–	–
–	–

E1	
–	–
–	–
–	A
0	CO/–

E2	
–	–
–	–
–	DD
200	CO/–

318	
H	284.5
–	FCB
–	–
–	–

E1	
–	–
–	–
–	A
0	CO/–

E2	
–	–
–	–
–	ID
200	CO/–

320	
H	334
–	FCB
–	–
–	–

E	
–	–
–	–
–	DD
200	CO/–

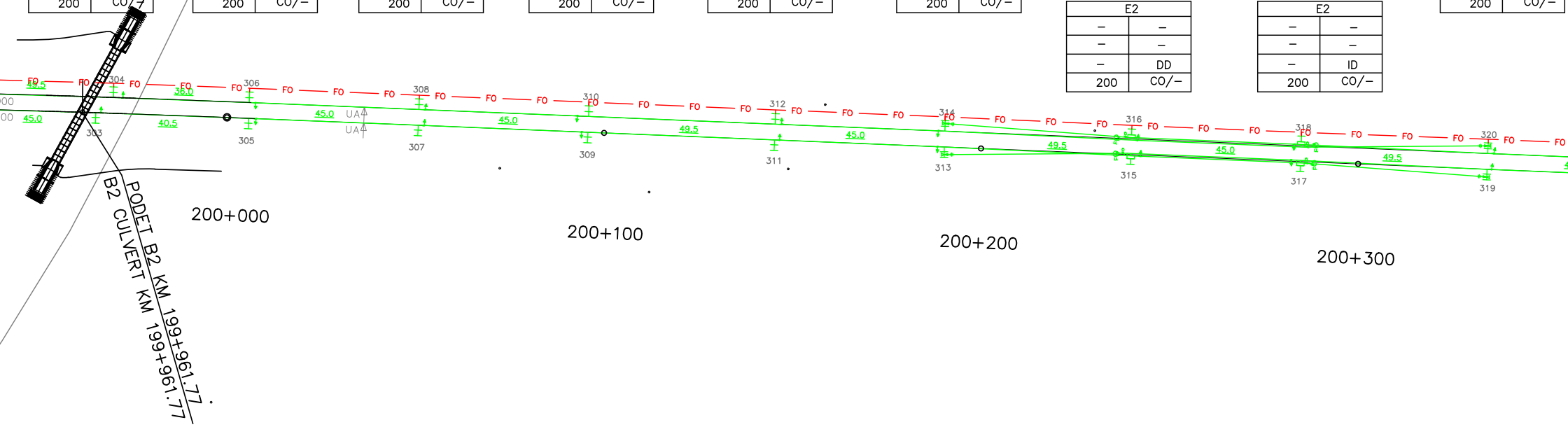
FO
49.5
36.0
45.0
40.5
304
306
308
310
312
314
316
318
320
303
305
307
309
311
313
315
317
319
UA
UA
45.0
49.5
45.0
49.5
45.0
49.5
00
00
PODET B2 KM 199+961.77
B2 CULVERT KM 199+961.77
200+000
200+100
200+200
200+300

303	
H	965.5
–	FCB
–	–
–	–

E	
–	–
–	–
–	ID
200	CO/–

305	
H	005.5
–	FCB
–	–
–	–

E	
–	–
–	–
–	DD
200	CO/–

307	
H	050.5
–	FCB
–	–
–	–

E	
–	–
–	–
–	ID
200	CO/–

309	
H	095.5
–	FCB
–	–
–	–

E	
–	–
–	–
–	DD
200	CO/–

311	
H	145
–	FCB
–	–
–	–

E	
–	–
–	–
–	ID
200	CO/–

313	
H	190
–	FCB
–	–
–	–

E	
–	–
–	–
–	DD
200	CO/–

315	
H	239.5
–	FCB
–	–
–	–

E1	
–	–
–	–
–	A
0	CO/–

E2	
–	–
–	–
–	ID
200	CO/–

317	
H	284.5
–	FCB
–	–
–	–

E1	
–	–
–	–
–	A
0	CO/–

E2	
–	–
–	–
–	DD
200	CO/–

319	
H	334
–	FCB
–	–
–	–

E	
–	–
–	–
–	ID
200	CO/–

322		324		326		328		330		332		334	
H	379	H	424	H	514	H	559	H	608.5	H	658	H	703
–	FCB	–	FCB	–	FCB	–	FCB	–	FCB	–	FCB	–	FCB
–	–	–	–	–	–	–	–	–	–	–	–	–	–
–	–	–	–	–	–	–	–	–	–	–	–	–	–

E		E		E		E		E		E		E	
–	–	–	–	–	–	–	–	–	–	–	–	–	–
–	–	–	–	–	–	–	–	–	–	–	–	–	–
–	ID	–	DD	–	ID	–	DD	–	ID	–	DD	–	ID
200	CO/–	200	CO/–	200	CO/–	200	CO/–	200	CO/–	200	CO/–	200	CO/–

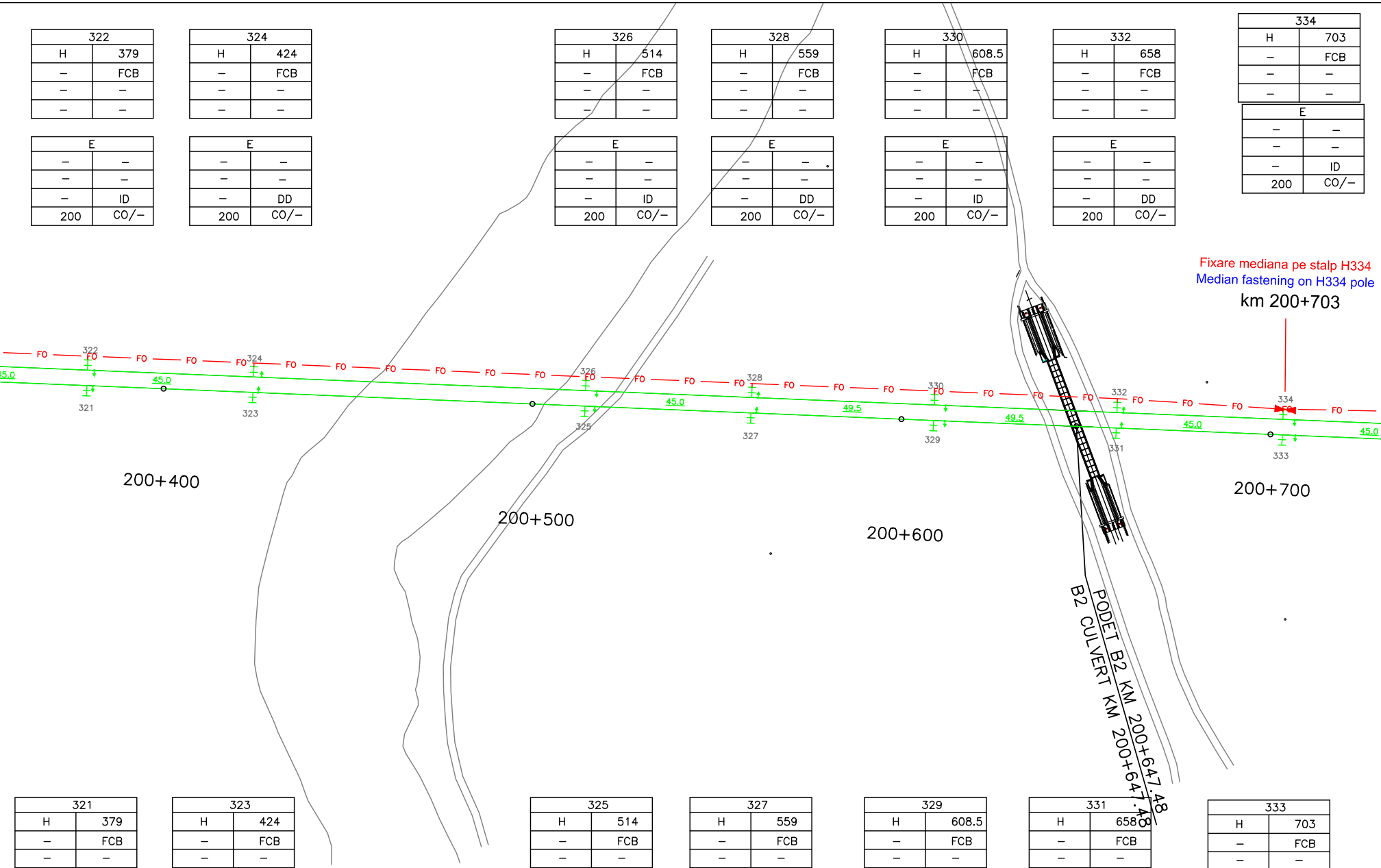
FO
322
321
324
323
326
325
328
327
330
329
332
331
334
333
45.0
49.5
200+400
200+500
200+600
200+700

Fixare mediana pe stalp H334
Median fastening on H334 pole
km 200+703

PODET B2 KM 200+647.48
B2 CULVERT KM 200+647.48

321		323		325		327		329		331		333	
H	379	H	424	H	514	H	559	H	608.5	H	658	H	703
–	FCB	–	FCB	–	FCB	–	FCB	–	FCB	–	FCB	–	FCB
–	–	–	–	–	–	–	–	–	–	–	–	–	–
–	–	–	–	–	–	–	–	–	–	–	–	–	–

E		E		E		E		E		E		E	
–	–	–	–	–	–	–	–	–	–	–	–	–	–
–	–	–	–	–	–	–	–	–	–	–	–	–	–
–	DD	–	ID	–	DD	–	ID	–	DD	–	ID	–	DD
200	CO/–	200	CO/–	200	CO/–	200	CO/–	200	CO/–	200	CO/–	200	CO/–

336	
H	748
–	FCB
–	–
–	–

E	
–	–
–	–
–	DD
200	CO/–

338	
H	793
–	FCB
–	–
–	–

E	
–	–
–	–
–	ID
200	CO/–

340	
H	842.5
–	FCB
–	–
–	–

E	
–	–
–	–
–	DD
200	CO/–

342	
H	887.5
–	FCB
–	–
–	–

E	
–	–
–	–
–	ID
200	CO/–

344	
H	932.5
–	FCB
–	–
–	–

E	
–	–
–	–
–	DD
200	CO/–

346	
H	982
–	FCB
–	–
–	–

E	
–	–
–	–
–	ID
200	CO/–

348	
H	984.0
–	FCB
–	–
–	–

E	
–	–
–	–
–	DD
200	CO/–

350	
H	027
–	FCB
–	–
–	–

E	
–	–
–	–
–	ID
200	CO/–

352	
H	072.5
–	FCB
–	–
–	–

E1	
–	–
–	–
–	A
0	CO/–

E2	
–	–
–	–
–	DD
200	CO/–

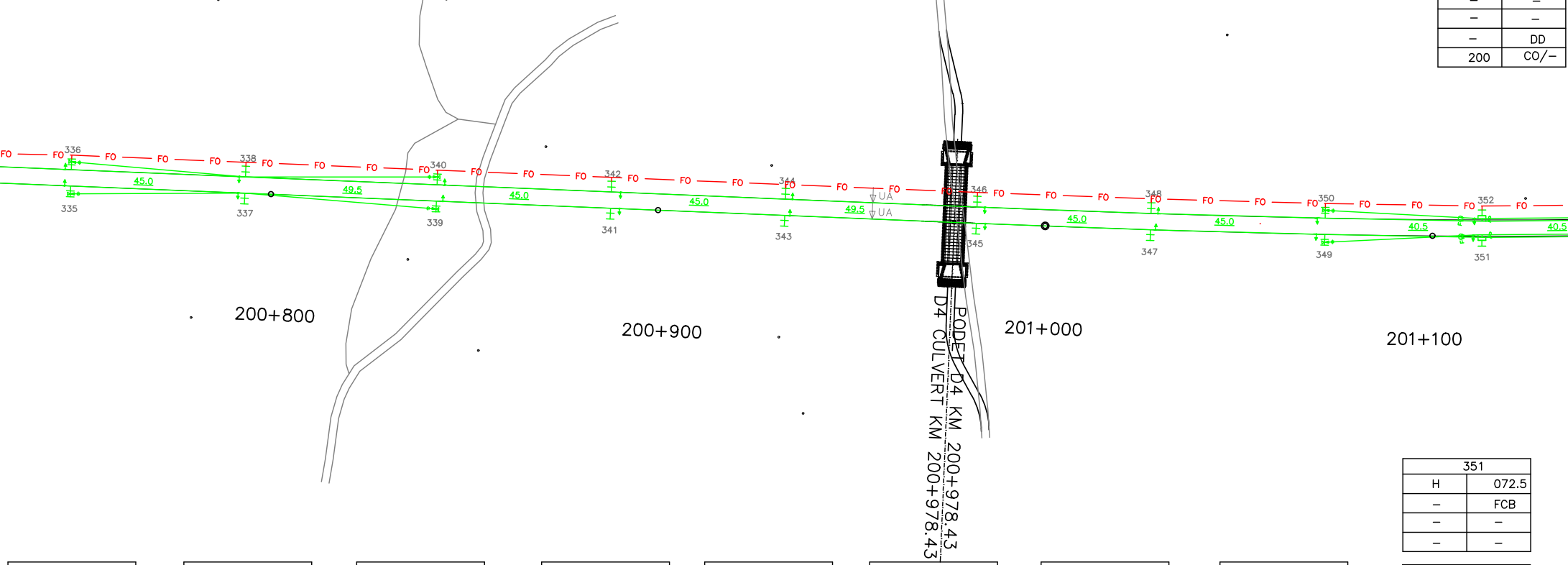
FO
336
338
340
342
344
346
348
350
352
45.0
49.5
45.0
45.0
49.5
45.0
45.0
40.5
40.5
UA
UA
335
337
339
341
343
345
347
349
351
200+800
200+900
201+000
201+100
PODET D4 KM 200+978.43
D4 CULVERT KM 200+978.43

335	
H	748
–	FCB
–	–
–	–

E	
–	–
–	–
–	ID
200	CO/–

337	
H	793
–	FCB
–	–
–	–

E	
–	–
–	–
–	DD
200	CO/–

339	
H	842.5
–	FCB
–	–
–	–

E	
–	–
–	–
–	ID
200	CO/–

341	
H	887.5
–	FCB
–	–
–	–

E	
–	–
–	–
–	DD
200	CO/–

343	
H	932.5
–	FCB
–	–
–	–

E	
–	–
–	–
–	ID
200	CO/–

345	
H	982
–	FCB
–	–
–	–

E	
–	–
–	–
–	DD
200	CO/–

347	
H	984.0
–	FCB
–	–
–	–

E	
–	–
–	–
–	ID
–	CO/–

349	
H	027
–	FCB
–	–
–	–

E	
–	–
–	–
–	DD
–	CO/–

351	
H	072.5
–	FCB
–	–
–	–

E1	
–	–
–	–
–	A
0	CO/–

E2	
–	–
–	–
–	ID
200	CO/–

354	
H	113
–	FCB
–	–
–	–

E1	
–	–
–	–
–	DD
200	CO/–

E2	
–	–
–	–
–	ID
200	CO/–

356	
H	153
–	FCB
–	–
–	–

E1	
–	–
–	–
–	A
0	CO/–

E2	
–	–
–	–
–	DD
200	CO/–

358	
H	243
–	FCB
–	–
–	–

E	
–	–
–	–
–	ID
200	CO/–

360	
H	288
–	FCB
–	–
–	–

E	
–	–
–	–
–	DD
–	CO/–

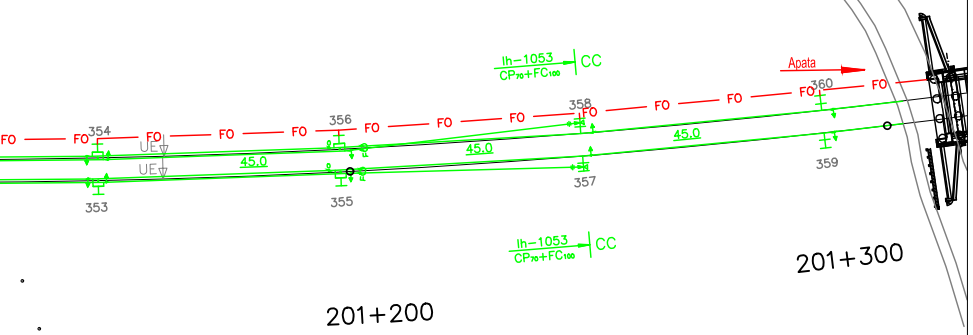
Ih–1053
CP70+FC100
CC
Apata
FO
354
356
358
360
353
355
357
359
UE
45.0
Ih–1053
CP70+FC100
CC
201+300
201+200

353	
H	113
–	FCB
–	–
–	–

E1	
–	–
–	–
–	DD
200	CO/–

E2	
–	–
–	–
–	ID
200	CO/–

355	
H	153
–	FCB
–	–
–	–

E1	
–	–
–	–
–	A
0	CO/–

E2	
–	–
–	–
–	ID
200	CO/–

357	
H	243
–	FCB
–	–
–	–

E	
–	–
–	–
–	DD
200	CO/–

359	
H	288
–	FCB
–	–
–	–

E	
–	–
–	–
–	ID
200	CO/–

LEGENDA TELECOMUNICATII
TELECOMMUNICATIONS LEGEND:

—— FO —— FO ——	Cablu FO aerian proiectat Designed aerial OF cable
—— FO —— FO ——	Cablu FO (Faza 1) mutat pe stalpii metalici OF cable (1st Phase) relocated on methallic poles
—╳FO —— FO╳—	Demontare cablu FO aerian instalat in faza 1 Dismounted aerial OF cable installed in the 1st phase
●	Stalp de beton existent care se pastreaza Existing concrete pole which preserved
●	Stalp de beton existen - demontat Dismounted existing concrete pole

DESCRIEREA LUCRĂRILOR

Lucrările de protejare a cablului cu fibre optice existent se vor realiza în 2 faze.

Faza 2

Lucrările la cablul cu fibre optice din faza 2 se execută după terminarea execuţiei noilor linii c.f. pe întreg intervalul şi plantarea noilor stâlpi metalici ai linie de tracţiune,

a) de-a lungul noii linii c.f. dintre staţia Feldioara şi stâlpul SE41 se instalează un cablu cu fibre optice nou pe stâlpii metalici de pe partea stângă a căii ferate.

b) între stâlpii SE41 - SE237 cablul cu fibre optice instalat în faza 1 pe partea stângă a căii ferate se va muta pe stâlpii metalici. Fixările mediane se vor reface pe stâlpii H100, H152 şi H214.

c) între stâlpii SE237 - SE472 se va instala un cablu cu fibre optice nou de-a lungul noii linii c.f. şi linia c.f. refăcută pe stâlpii metalici de pe partea dreaptă a căii ferate. Cablul proiectat va avea fixări mediane pe stâlpii metalici H334, H400 şi H462.

d) între stâlpul SE472 şi staţia Apaţa cablul cu fibre optice instalat în faza 1 se va muta pe stâlpii metalici de pe partea dreaptă a căii ferate.

g) După preluarea comunicaţiilor pe noile cabluri cu fibre optice, cablul provizoriu se va demonta.

NOTA: La stabilirea soluţiei s-a avut în vedere reducerea la minim a numărului de joncţionări a cablului cu fibre optice.

DESCRIPTION OF THE WORKS

The protection works of the existing fiber optic cable will be performed in 2 phases.

2nd Phase

The works at the fiber optic cable in the 2nd phase will be performed after the finishing of construction of the new rail tracks on the whole interval and the planting of the new metallic poles of the traction line as follows:

a) along the new railway tracks between Feldioara station and the SE41 pole it will be installed o new fiber optic cable on the metallic poles on the left side of tracks.

b) between the SE41 - SE237 poles the fiber optic cable installed in the 1st phase on the left side of tracks will be relocated on the metallic poles. The median fastenings will be remade on the H100, H152 and H214 poles.

c) between the SE237 - SE472 poles it will be installed o new fiber optic cable along the new railway tracks and along the remade tracks on the metallic poles on the right side of tracks.
The designed cable will have median fastenings on the H334, H400 and H462 metallic poles.

d) between the SE472 pole and Apaţa station the fiber optic cable installed in the 1st phase will be relocated on the metallic poles placed on the right side of tracks.

g) After taking over the communications on the new fibre optic cables, the existing cable will be dismounted.

NOTE: Also the solution was established taking into account the diminution at minimum of the number of junctions of the fiber optic cable.

Indice Index	Data Date	Modificare Modification/Revision	Proiectant Designer	Aprobat Consultant Approved Consultant	Aprobat CFR Approved CFR

GUVERNUL ROMANIEI
ROMANIAN GOVERNMENT

PROIECT FINANŢAT DE UNIUNEA EUROPEANĂ
EUROPEAN UNION FINANCED PROJECT

CFR

C.N.C.F. "C.F.R." - S.A.

CLIENT / CLIENT

ITALFERR
GRUPPO FERROVIE DELLO STATO
Joint Venture leader

Scott Wilson

OBERMEYER
PLANEN + BERATEN GmbH

TECNIC
Consulting Engineers

CONSULTANT / CONSULTANT

			Data Date	Semnătură Signature
Aprobat Approved	ªef proiect Project manager	R. Liuzza		
Aprobat Approved	Coordonator Secþiune 1 Section 1 Coordinator	C. Gambelli		
Verificat Checked	Expert Verificator Checking Expert	Pino Amodio		

SUBCONTRACTANT / SUBCONTRACTOR

AREX COMPANY

Aprobat Approved	Responsabil Subcontractant Subcontractor Responsible	A.Stanciu - Dinulescu	01.2012	
Întocmit Elaborated	Proiectant Designer	Gabriela Trifan	01.2012	Trifan

Reabilitarea liniei de cale ferata Braşov - Simeria, parte componentă a coridorului IV Pan European,
pentru circulația trenurilor cu viteza maximă de 160 km/h,
Tronsonul : Braşov - Sighişoara
Rehabilitation of the railway line Braşov - Simeria, component Part of the IV Pan-European Corridor,
for the trains circulation with maximum speed of 160 km/h,
Section : Braşov - Sighişoara

Proiect/Project
2004/RO/16/P/PA/003

Faza / Phase:
P.Th. / T.D.

Denumire desen / Drawing Title :

Mutarea si protejarea cablului FO existent - Faza 2
Plan de situatie - int.Feldioara - Apata; Feldioara- Apata section - Layout Plan
Relocation and protection of existing OF cable - 2nd Phase

Codificare / Codification System	Scara / Scale 1:1000	LOT / LOT	Nr. / No 04 / 05

E A 5 1   0 1   C   0 8   L 7   T C   0 4   1   1   0 0   1