
Feldioara
km.206
9
LT=210.000
1
2
M L A S T I N A
SWAMP
SE507
SE508
SE509
SE510
SE511
SE512
SE513
SE514
SE515
SE516
SE517
SE518
SE519
SE520
KM206ex
FO
40.5
45.0
36.5
36.0
39.0
49.5
RA
II
101
103
1:14
Ax. podet dalat D=2.20m
Axis of slab culvert D=2.20m
km 206+250.42
1
2
3
4
5
6
7
8
9
10
11
12
13
14
15
16
17

2	
H	926.5
–	–
An	–
–	–
E1	
–	–
–	–
–	DI
–	CO/–

4	
H	967
–	–
–	–
–	–
E1	
–	–
–	–
–	A
–	CO/–
E2	
–	–
–	–
–	DD
–	CO/–

6	
H	012
–	–
–	–
–	–
E1	
–	–
–	–
–	ICM
–	CO/–
E2	
–	–
–	–
–	ICM
–	CO/–

8	
H	057
–	–
–	–
–	–
E1	
–	–
–	–
–	DI
–	CO/–
E2	
–	–
–	–
–	A
–	CO/–

10	
H	097.5
–	–
An	–
–	–
E1	
–	–
–	–
–	DD
–	CO/–

11	
H	134
–	–
–	–
–	–
E1	
–	–
–	–
–	DI
–	CO/–

13	
H	170
–	–
–	–
–	–
E1	
–	–
–	–
–	DD
–	CO/–

14	
MU	216.5
–	–
–	–
–	–
E1	
–	–
–	–
–	DI
–	CO/–

16	
H	209
–	–
–	–
–	–
E1	
–	–
–	–
–	ICA
–	CO/–
E2	
–	–
–	–
–	DCA
–	CO/–

1	
H	926.5
–	–
An	–
–	–
E1	
–	–
–	–
–	DD
–	CO/–

3	
H	967
–	–
–	–
–	–
E1	
–	–
–	–
–	A
–	CO/–
E2	
–	–
–	–
–	DI
–	CO/–

5	
H	012
–	–
–	–
–	–
E1	
–	–
–	–
–	DCM
–	CO/–
E2	
–	–
–	–
–	DCM
–	CO/–

7	
H	057
–	–
An	–
–	–
E1	
–	–
–	–
–	DD
–	CO/–
E2	
–	–
–	–
–	A
–	CO/–

9	
H	097
–	–
An	–
–	–
E1	
–	–
–	–
–	A
–	CO/–
E2	
–	–
–	–
–	DI
–	CO/–

12	
H	138
–	–
As	–
–	–
E1	
–	–
–	–
–	DCA
–	CO/–
E2	
–	–
–	–
–	ICA
–	CO/–

15	
H	183
–	–
–	–
–	–
E1	
–	–
–	–
–	A
–	CO/–
E2	
–	–
–	–
–	DI
–	CO/–

17	
H	232.5
–	–
–	–
–	–
E1	
–	–
–	–
–	DCM
–	CO/–
E2	
–	–
–	–
–	DCM
–	CO/–

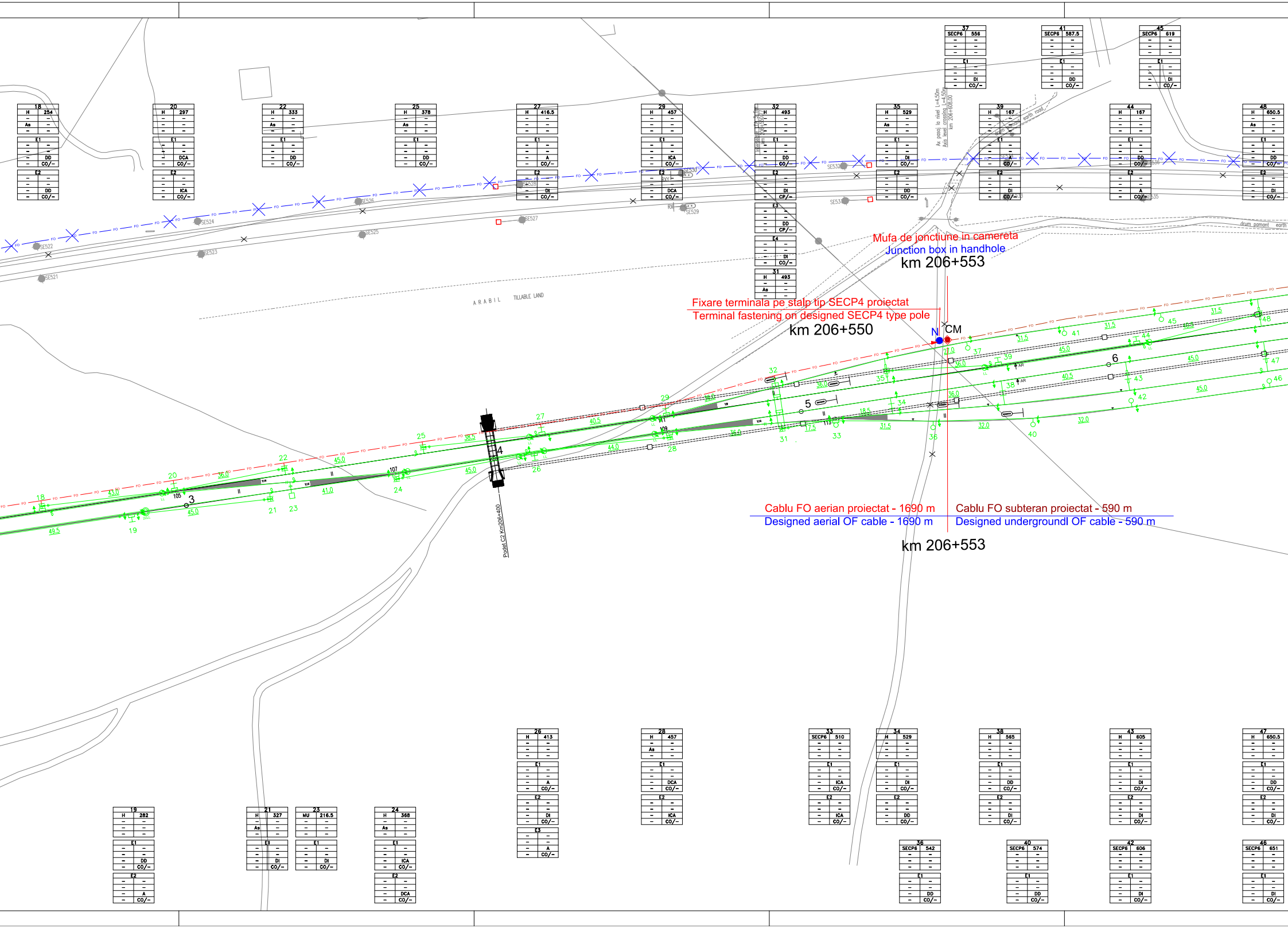
Mufa de jonctiune in camereta
Junction box in handhole
km 206+553
Fixare terminala pe stalp tip SECP4 proiectat
Terminal fastening on designed SECP4 type pole
km 206+550
N
CM
Cablu FO aerian proiectat - 1690 m
Designed aerial OF cable - 1690 m
Cablu FO subteran proiectat - 590 m
Designed undergroundl OF cable - 590 m
km 206+553
Podet C2 Km206+400
ARABIL TILLABLE LAND
drum pamant earth road
3
4
5
6

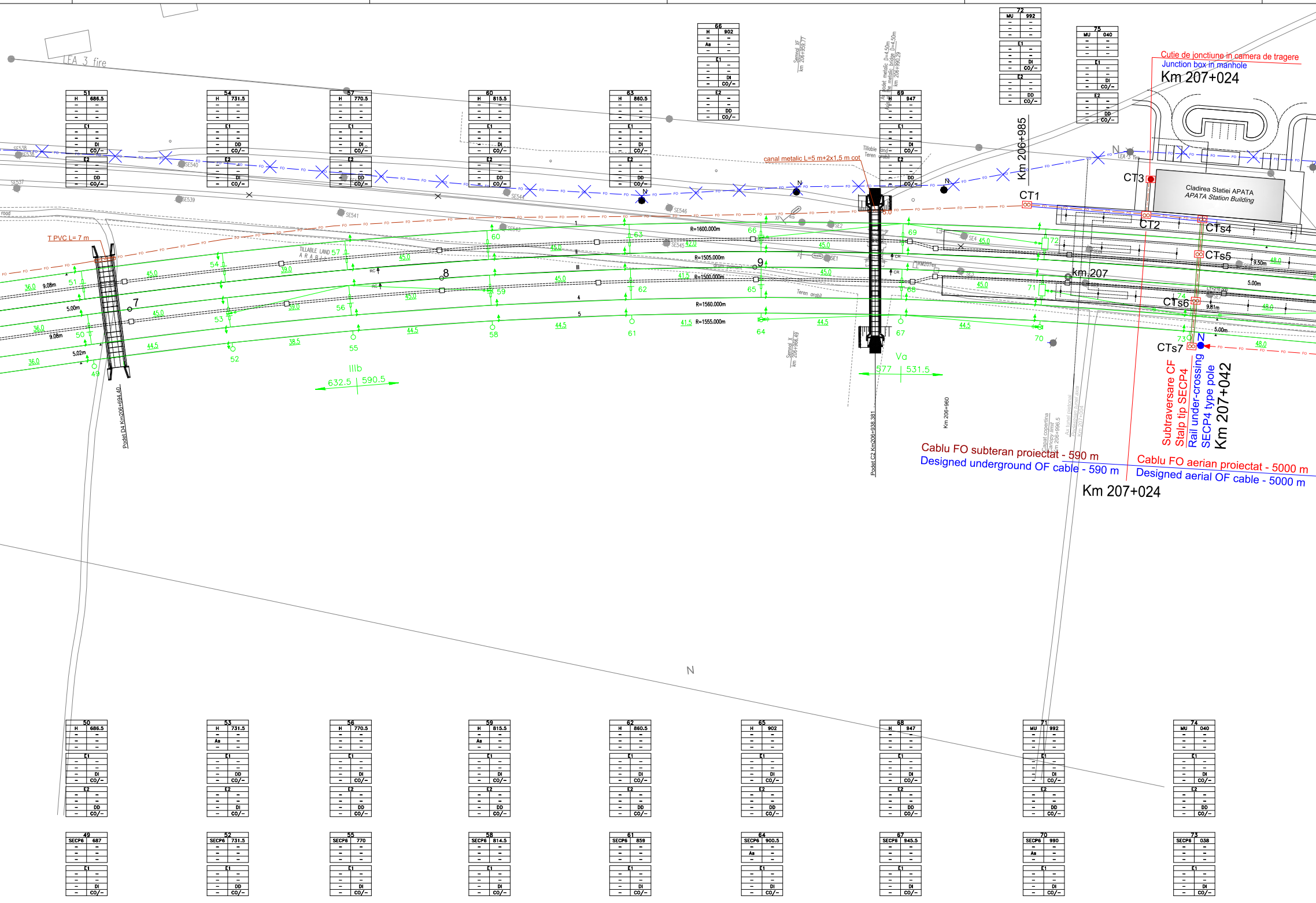
LEA 3 fire
Cutie de jonctiune in camera de tragere
Junction box in manhole
Km 207+024
Cladirea Statiei APATA
APATA Station Building
CT1
CT2
CT3
CTs4
CTs5
CTs6
CTs7
km.207
Km 206+985
canal metalic L=5 m+2x1,5 m cot
T PVC L= 7 m
R=1600.000m
R=1505.000m
R=1500.000m
R=1560.000m
R=1555.000m
TILLABLE LAND
ARABIL
Teren arabil
IIIb
632.5
590.5
Va
577
531.5
Podet D4 Km206+694.40
Podet C2 Km206+938.381
Km 206+960
Subtraversare CF
Stalp tip SECP4
Rail under-crossing
SECP4 type pole
Km 207+042
Cablu FO subteran proiectat - 590 m
Designed underground OF cable - 590 m
Cablu FO aerian proiectat - 5000 m
Designed aerial OF cable - 5000 m
Km 207+024
N
7
8
9
FO

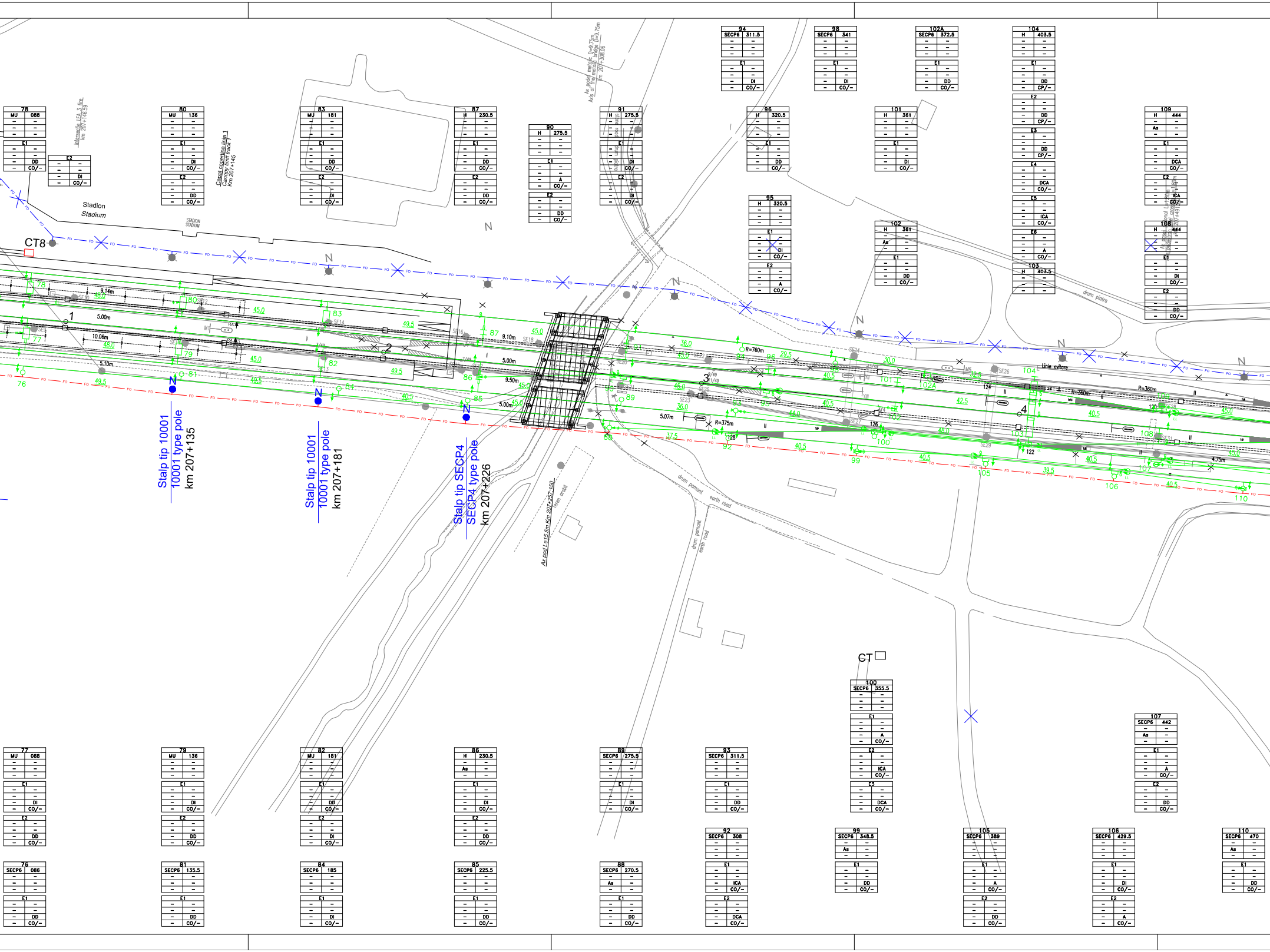
CT8
Stadion
Stadium
STADION STADIUM
Intersectie LEA 3 fire
km 207+146.59
Capat copertina linia 1
Canopy limit track 1
Km 207+145
Ax pod metalic D=9.75m
Axis of the metallic bridge D=9.75m
km 207+308.06
Stalp tip 10001
10001 type pole
km 207+135
Stalp tip 10001
10001 type pole
km 207+181
Stalp tip SECP4
SECP4 type pole
km 207+226
Ax pod L=15.5m Km 207+257.150
teren arabil
drum pamant
earth road
drum piatra
Linie evitare
R=760m
R=375m
R=360m
CT
78 MU 088 E1 DD CO/–
80 MU 136 E1 DI CO/– E2 DD CO/–
83 MU 181 E1 DD CO/– E2 DI CO/–
87 H 230.5 E1 DD CO/– E2 DD CO/–
90 H 275.5 E1 A CO/– E2 DD CO/–
91 H 275.5 E1 DI CO/– E2 DI CO/–
94 SECP6 311.5 E1 DI CO/–
96 H 320.5 E1 DD CO/–
95 H 320.5 E1 DI CO/– E2 A CO/–
98 SECP6 341 E1 DI CO/–
101 H 361 E1 DI CO/–
102 H 361 As E1 DD CO/–
102A SECP6 372.5 E1 DD CO/–
104 H 403.5 E1 DD CP/– E2 DD CP/– E3 DD CP/– E4 DCA CO/– E5 ICA CO/– E6 A CO/–
103 H 403.5
109 H 444 As E1 DCA CO/– E2 ICA CO/–
108 H 444 E1 DI CO/– E2 DD CO/–
77 MU 088 E1 DI CO/– E2 DD CO/–
79 MU 136 E1 DI CO/– E2 DD CO/–
82 MU 181 E1 DD CO/– E2 DI CO/–
86 H 230.5 As E1 DI CO/– E2 DD CO/–
89 SECP6 275.5 E1 DI CO/–
93 SECP6 311.5 E1 DD CO/–
100 SECP6 355.5 E1 A CO/– E2 ICA CO/– E3 DCA CO/–
107 SECP6 442 As E1 A CO/– E2 DD CO/–
76 SECP6 086 E1 DD CO/–
81 SECP6 135.5 E1 DD CO/–
84 SECP6 185 E1 DI CO/–
85 SECP6 225.5 E1 DD CO/–
88 SECP6 270.5 As E1 DD CO/–
92 SECP6 308 E1 ICA CO/– E2 DCA CO/–
99 SECP6 348.5 As E1 DD CO/–
105 SECP6 389 E1 A CO/– E2 DD CO/–
106 SECP6 429.5 E1 DI CO/– E2 A CO/–
110 SECP6 470 As E1 DD CO/–
9.14m
5.00m
10.06m
5.10m
9.10m
9.50m
5.07m
4.75m
FO

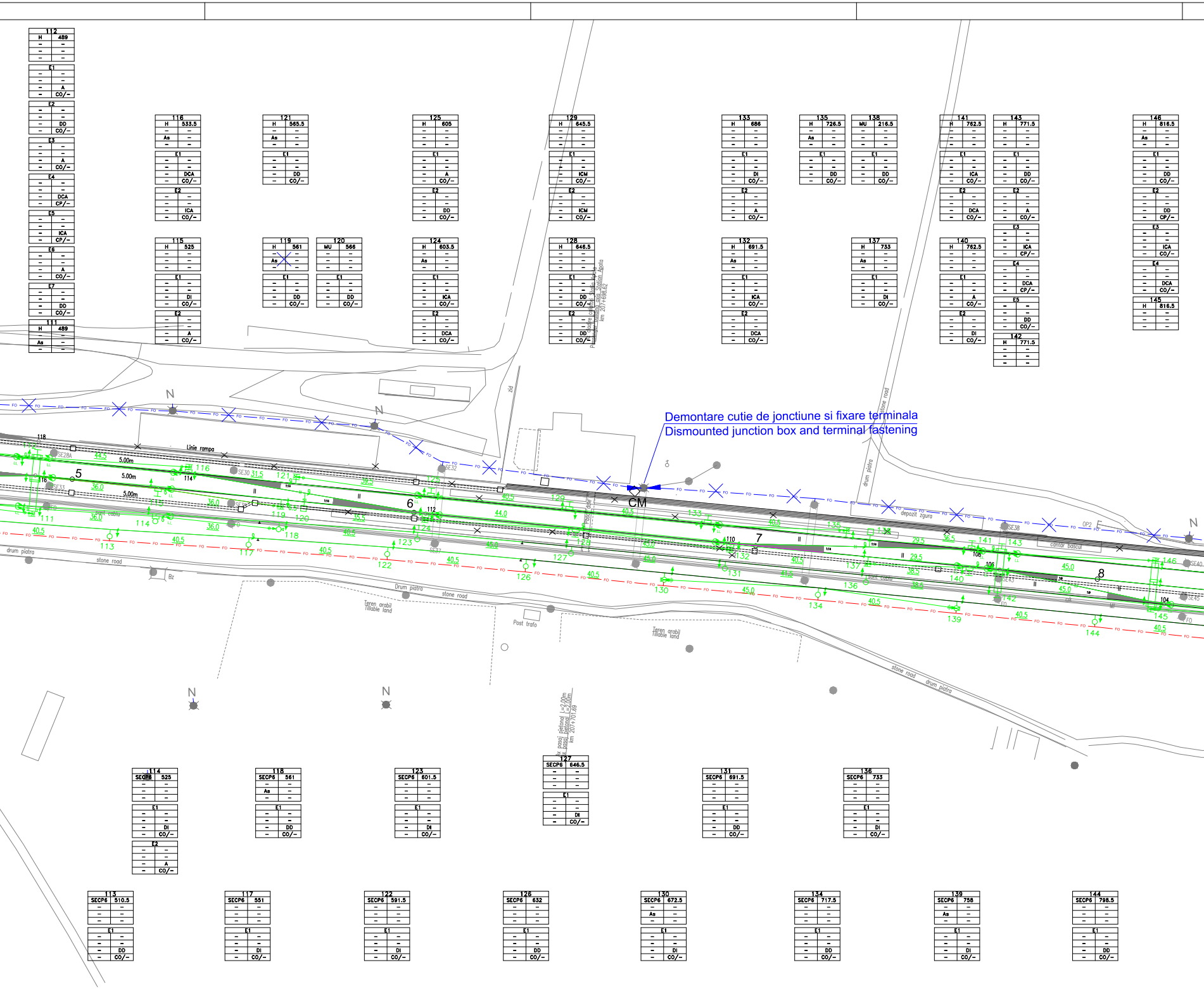
Demontare cutie de jonctiune si fixare terminala
Dismounted junction box and terminal fastening

CM
Linie rampa
5.00m
drum piatra
stone road
Drum piatra
Teren arabil
Tillable land
Post trafo
depozit zgura
cantar basculă
zid
N
5
6
7
8
112
114
116
118
127
130
136
139
144
146
E1
E2
E3
E4
E5
E6
E7
H
SECP6
DD
DI
DCA
ICA
ICM
CO/–
CP/–


km.208
Semnal intrare cap Y
km208+088,27
Teren arabil
Tillable land
drum pamant
Racos
N
FO

LEGENDA TELECOMUNICATII
TELECOMMUNICATIONS LEGEND:

- Cablu FO aerian proiectat / Designed aerial OF cable
- Demontare cablu FO aerian / Dismounted aerial OF cable
- Cablu FO subteran proiectat / Designed underground OF cable
- Canalizatie telefonica cu tevi PVC / Telephone conduit with PVC pipes
- Subtraversare linii CF cu tevi PVC / Rail track under-crossing with PVC pipes
- ● Stalp de beton existen - demontat / Dismounted existing concrete pole
- N ● Stalp de beton proiectat pentru sustinerea cablului FO / Designed concrete pole for supporting the OF cable
- CT □ Camera de tragere proiectata / Designed manhole
- CM ◇ Camereta de beton proiectata /Designed concrete handhole

DESCRIEREA LUCRĂRILOR

Faza 2

Soluţia de pozare a cablului cu fibre optice din faza 2 din capătul Y al staţiei a fost modificată pentru ca execuţia lucrărilor la cablul cu fibre optice să fie coordonate cu lucrările de linii c.f.

A. Capătul X al staţiei

Lucrările la cablul cu fibre optice in faza 2 vor fi executate după terminarea construcţiei noilor linii c.f. şi plantarea noilor stâlpi metalici ai liniei de contact, după cum urmează:

a) între semnalul de intrare X (începând de la stâlpul SE472 de pe intervalul Feldioara - Apaţa) şi noua clădire de călători se va instala un nou cablul cu fibre optice pe partea stângă a căii ferate. Cablul de tip aerian proiectat se va monta atât aerian pe stâlpii metalici, cât şi subteran.

b) introducerea în sala de echipamente de telecomunicaţii din clădirea de călători se va face subteran prin canalizaţia telefonică proiectată pe peronul liniei 1

c) După preluarea comunicaţiilor pe noul cablu cu fibre optice, cablul instalat în faza 1 se va demonta.

B. Capătul Y al staţiei

Lucrările la cablul cu fibre optice in faza 2 vor fi executate după terminarea construcţiei noii linii c.f. 1 (pe partea dreaptă) şi plantarea noilor stâlpi de beton ai liniei de contact, după cum urmează:

a) între noua clădire de călători şi capătul Y al staţiei Apaţa (şi în continuare până la stâlpul SE129 de pe intervalul Apaţa - Augustin) cablul cu fibre optice proiectat se va instala aerian pe stâlpii metalici de pe partea dreaptă a căii ferate, de-a lungul firului 1 construit.

b) introducerea cablului în clădirea staţiei se va face subteran printr-o canalizaţie telefonică şi va subtraversa liniile c.f. Trecerea de la subteran la aerian se face pe un stâlp de beton proiectat lângă camera de tragere a subtraversării la km 207+042.

c) Cablul cu fibre optice se instalează pe stâlpii de beton ai liniei de contact şi pe câţiva stâlpi proiectaţi.

d) După preluarea comunicaţiilor pe noul cablu cu fibre optice, cablul instalat în faza 1 se va demonta.

DESCRIPTION OF WORKS

2nd Phase

The solution for the installation of the fiber optic cable in the 2nd phase at the Y end of station was modified in order that the accomplishment of works for the fiber optic cable to be coordinated with the tracks' works.

A. X end of station

The works at the fiber optic cable in the 2nd phase will be performed after the finishing of construction of the new rail tracks of station and the planting of the new metallic poles of the traction line as follows:

a) between the Y entrance signal (starting from the SE472 pole on Feldioara - Apaţa section) and the new passenger building it will be installed a new fiber optic cable on the left side of the tracks. The designed aerial type cable will be installed both aerial on the metallic poles and underground.

b) the introduction in the telecommunication equipment room from the passenger building it will be made underground through the telephone conduit designed on the platform of line 1

c) After taking over the communications on the new fibre optic cable, the cable installed in the 1st phase will be dismounted.

B. Y end of station

The works at the fiber optic cable in the 2nd phase will be performed after the finishing of construction of the new rail track 1 (right side) and the planting of the new concrete poles of the traction line as follows:

a) between the new passenger building and the Y end of Apaţa station (and further on up to the SE129 pole from Apaţa - Augustin section) the designed aerial cable will be mounted aerial on the metallic poles on the right side of the tracks, along the laid out track 1.

b) the introduction of the cable in the station building will be made underground through a telephone conduit and it will under-crossing the railway tracks. The passing from underground to aerial will be made on a designed concrete pole near the manhole of under-crossing at km 207+042.

c) The fiber optic cable will be installed on the concrete poles of the traction line and on some designed concrete poles.

d) After taking over the communications on the new fibre optic cable, the cable installed in the 1st phase will be dismounted.

Indice Index	Data Date	Modificare Modification/Revision	Proiectant Designer	Aprobat Consultant Approved Consultant	Aprobat CFR Approved CFR

GUVERNUL ROMANIEI
ROMANIAN GOVERNMENT

PROIECT FINANŢAT DE UNIUNEA EUROPEANĂ
EUROPEAN UNION FINANCED PROJECT

CLIENT / CLIENT

C.N.C.F. "C.F.R." - S.A.

CONSULTANT / CONSULTANT

			Data Date	Semnătură Signature
Aprobat Approved	Şef proiect Project manager	R. Liuzza		
Aprobat Approved	Coordonator Secţiune 1 Section 1 Coordinator	C. Gambelli		
Verificat Checked	Expert Verificator Checking Expert	Pino Amodio		

SUBCONTRACTANT / SUBCONTRACTOR

Aprobat Approved	Responsabil Subcontractant Subcontractor Responsible	A. Stanciu - Dinulescu	01.2012	
Întocmit Elaborated	Proiectant Designer	Gabriela Trifan	01.2012	Trifan

Reabilitarea liniei de cale ferata Braşov - Simeria, parte componentă a coridorului IV Pan European, pentru circulaţia trenurilor cu viteza maximă de 160 km/h,
Tronsonul : Braşov - Sighişoara
Rehabilitation of the railway line Braşov - Simeria, component Part of the IV Pan-European Corridor, for the trains circulation with maximum speed of 160 km/h,
Section : Braşov - Sighişoara

Proiect/Project
2004/RO/16/P/PA/003

Faza / Phase:
P.Th. / T.D.

Denumire desen / Drawing Title :

Mutarea si protejarea cablului FO existent - Faza 2
Plan de situatie - statia APATA station - Layout Plan
Removal and protection of existing OF cable - 2nd Phase

Codificare / Codification System

Scara / Scale
1:500

LOT / LOT

Nr. / No
02 / 02

E A 5 1 | 0 1 | C | 0 9 | L 8 | T C | 0 4 | 5 | 1 | 0 0 1 | 2