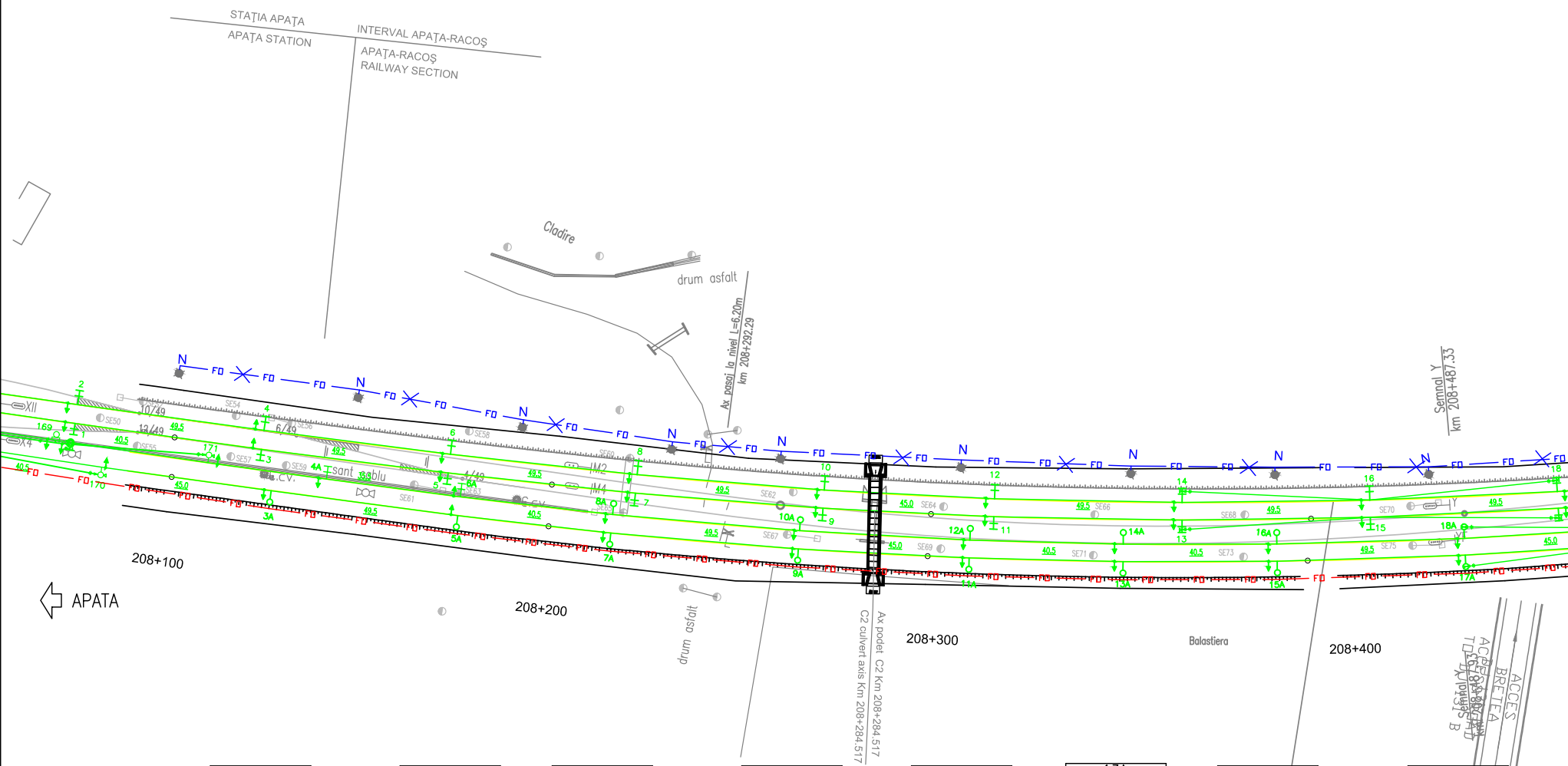
STAȚIA APAȚA
APAȚA STATION
INTERVAL APAȚA-RACOȘ
APAȚA-RACOȘ RAILWAY SECTION
Cladire
drum asfalt
Ax pasaj la nivel L=6.20m km 208+292.29
Semnal Y km 208+487.33
XII
X4
10/49
13/49
6/49
4/49
sant cablu
C.V.
IM2
IM4
N
FO
208+100
APATA
208+200
drum asfalt
Ax podet C2 Km 208+284.517
C2 culvert axis Km 208+284.517
208+300
Balastiera
208+400
ACCES BRETEA
3A
5A
7A
9A
11A
13A
15A
17A

3A	
SECP6	126.5
–	–
–	–
–	–

E1	
5500	–
1400	–
6900	DD
−250	CO/−

5A	
SECP6	176
–	–
–	–
–	–

E1	
5500	–
1400	–
6900	DI
+150	CO/−

7A	
SECP6	216.5
–	–
–	–
–	–

E1	
5500	–
1400	–
6900	DD
−250	CO/−

9A	
SECP6	266
–	–
–	–
–	–

E1	
5500	–
1400	–
6900	DD
−150	CO/−

11A	
SECP6	311
–	–
–	–
–	–

E1	
5500	–
1400	–
6900	DD
−250	CO/−

13A	
SECP6	351.5
–	–
–	–
–	–

E1	
5500	–
1400	–
6900	DD
−150	CO/−

15A	
SECP6	392
–	–
–	–
–	–

E1	
5500	–
1400	–
6900	DD
−250	CO/−

17A	
SECP6	441.5
–	–
An	–
–	–

E1	
5500	–
1400	–
6900	DD
−150	CO/−

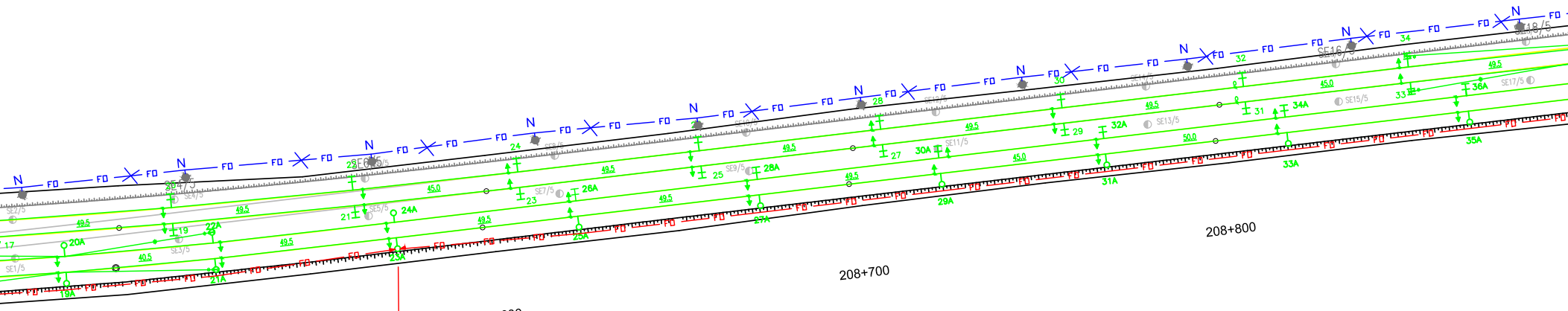
208+500
208+600
208+700
208+800
19A
21A
23A
25A
27A
29A
31A
33A
35A
FD
N

Fixare mediana pe stalp Be 23A
Median fastening on concrete 23A pole
km 208+576.5

19A	
SECP6	486.5
–	–
–	–
–	–

E1	
5500	–
1400	–
6900	DD
–250	CO/–

21A	
SECP6	527
–	–
An	–
–	–

E1	
5500	–
1400	–
6900	DD
–50	CO/–

23A	
SECP6	576.5
–	–
–	–
–	–

E1	
5500	–
1400	–
6900	DD
–200	CO/–

25A	
SECP6	626
–	–
–	–
–	–

E1	
5500	–
1400	–
6900	DI
+200	CO/–

27A	
SECP6	675.5
–	–
–	–
–	–

E1	
5500	–
1400	–
6900	DD
–200	CO/–

29A	
SECP6	725
–	–
–	–
–	–

E1	
5500	–
1400	–
6900	DI
+200	CO/–

31A	
SECP6	770
–	–
–	–
–	–

E1	
5500	–
1400	–
6900	DD
–200	CO/–

33A	
SECP6	819.5
–	–
–	–
–	–

E1	
5500	–
1400	–
6900	DI
+200	CO/–

35A	
SECP6	869
–	–
–	–
–	–

E1	
5500	–
1400	–
6900	DD
–200	CO/–

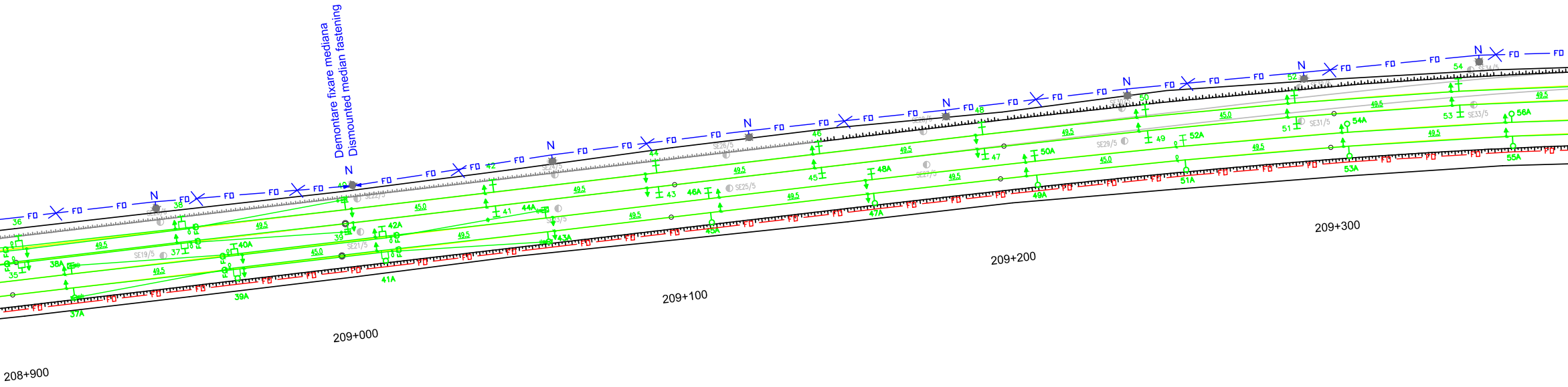

Demontare fixare mediana
Dismounted median fastening
N
FD
208+900
209+000
209+100
209+200
209+300
35
36
37
37A
38
38A
39
39A
40A
41
41A
42
42A
43
43A
44
44A
45
45A
46
46A
47
47A
48
48A
49
49A
50
50A
51
51A
52
52A
53
53A
54
54A
55A
56A
45.0
49.5
SE19/5
SE21/5
SE22/5
SE23/5
SE24/5
SE25/5
SE26/5
SE27/5
SE28/5
SE29/5
SE31/5
SE33/5
SE34/5

37A	
SECP6	918.5
–	–
An	–
–	–

E1	
5500	–
1400	–
6900	DI
+200	CO/–

39A	
SECP6	968
–	–
–	–
–	–

E1	
5850	–
1450	–
7300	A
0	CO/–

E2	
5500	–
1400	–
6900	DD
–200	CO/–

41A	
SECP6	013
–	–
–	–
–	–

E1	
5500	–
1400	–
6900	DI
+200	CO/–

E2	
5850	–
1450	–
7300	A
0	CO/–

43A	
SECP6	062.5
–	–
An	–
–	–

E1	
5500	–
1400	–
6900	DD
–200	CO/–

45A	
SECP6	112
–	–
–	–
–	–

E1	
5500	–
1400	–
6900	DI
+200	CO/–

47A	
SECP6	161.5
–	–
–	–
–	–

E1	
5500	–
1400	–
6900	DD
–150	CO/–

49A	
SECP6	211
–	–
–	–
–	–

E1	
5500	–
1400	–
6900	DI
+250	CO/–

51A	
SECP6	256
–	–
–	–
–	–

E1	
5500	–
1400	–
6900	DI
0	CO/–

53A	
SECP6	305.5
–	–
–	–
–	–

E1	
5500	–
1400	–
6900	DI
+250	CO/–

55A	
SECP6	355
–	–
–	–
–	–

E1	
5500	–
1400	–
6900	DI
+150	CO/–

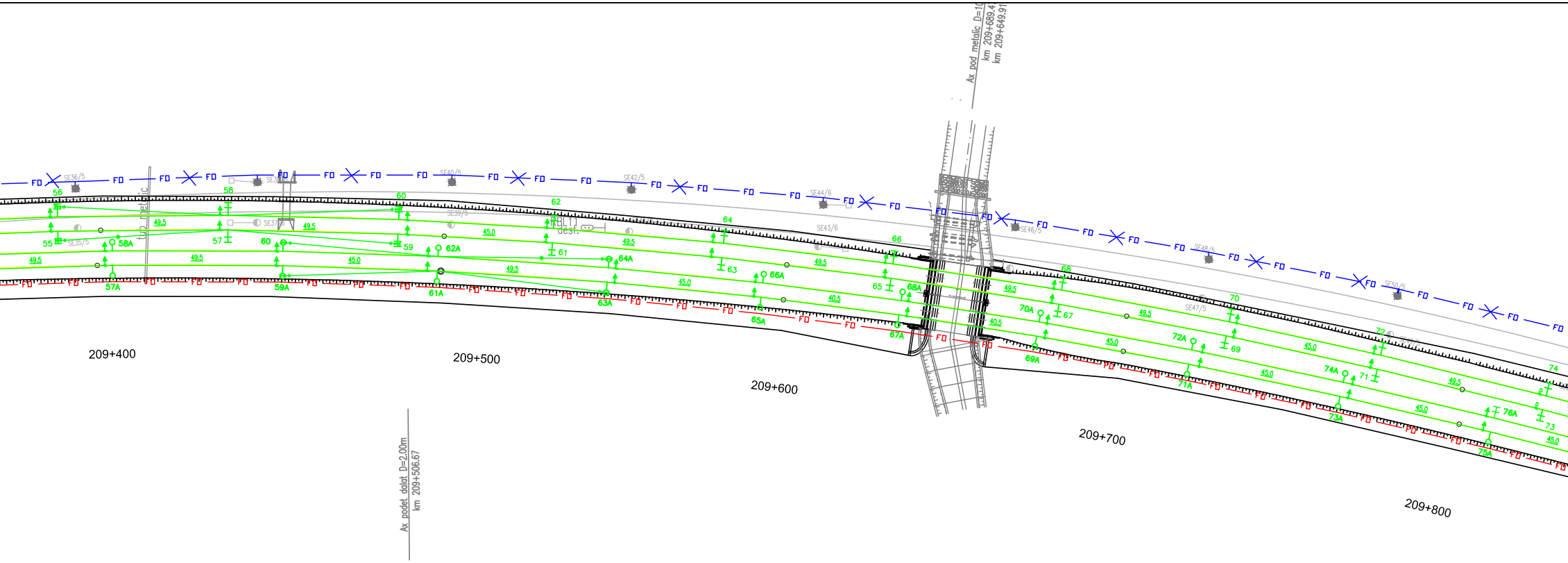
FD
SE36/5
56
55
57A
58
58A
57
59A
59
60
61A
62A
61
62
SE40/5
SE42/5
63A
64A
63
64
65A
66A
65
66
67A
68A
SE44/6
SE43/6
SE46/5
68
69A
70A
67
70
71A
72A
69
SE47/5
SE48/5
73A
74A
71
72
75A
76A
73
74
SE50/5
49.5
45.0
40.5
209+400
209+500
209+600
209+700
209+800
Ax podet dalat D=2.00m
km 209+506.67
Ax pod metalic D=1
km 209+689.4
km 209+649.91

57A	
SECP6	404.5
–	–
–	–
–	–

E1	
5500	–
1400	–
6900	DI
+250	CO/–

59A	
SECP6	454
–	–
An	–
–	–

E1	
5500	–
1400	–
6900	DI
+150	CO/–

61A	
SECP6	499
–	–
–	–
–	–

E1	
5500	–
1400	–
6900	DI
+250	CO/–

63A	
61A	548.5
–	–
An	–
–	–

E1	
5500	–
1400	–
6900	DI
+150	CO/–

65A	
SECP6	593.5
–	–
–	–
–	–

E1	
5500	–
1400	–
6900	DI
+250	CO/–

67A	
SECP6	634
–	–
–	–
–	–

E1	
5500	–
1400	–
6900	DI
+150	CO/–

69A	
SECP6	674.5
–	–
–	–
–	–

E1	
5500	–
1400	–
6900	DI
+250	CO/–

71A	
SECP6	719.5
–	–
–	–
–	–

E1	
5500	–
1400	–
6900	DI
+150	CO/–

73A	
SECP6	764.5
–	–
–	–
–	–

E1	
5500	–
1400	–
6900	DI
+250	CO/–

75A	
SECP6	809.5
–	–
–	–
–	–

E1	
5500	–
1400	–
6900	DI
+50	CO/–


FD
SE52/5
SE54/5
SE56/5
SE58/5
SE60/5
SE62/5
SE64/5
SE66/5
SE68/5
BLY/BL21
75
76
77
78
79
80
81
82
83
84
85
86
87
88
89
90
91
92
77A
78A
79A
80A
81A
82A
83A
84A
85A
86A
87A
88A
89A
90A
91A
92A
93A
94A
95A
96A
49.5
45.0
209+900
210+000
210+100
210+200
Fixare mediana pe stalp Be 85A
Median fastening on concrete 85A pole
km 210+034.5

77A	
SECP6	854.5
–	–
–	–
–	–

E1	
5500	–
1400	–
6900	DI
+250	CO/–

79A	
SECP6	890.5
–	–
–	–
–	–

E1	
5500	–
1400	–
6900	DD
–200	CO/–

81A	
SECP6	935.5
–	–
An	–
–	–

E1	
5500	–
1400	–
6900	DI
+200	CO/–

83A	
SECP6	985
–	–
–	–
–	–

E1	
5850	–
1450	–
7300	A
0	CO/–

E2	
5500	–
1400	–
6900	DD
–200	CO/–

85A	
SECP6	034.5
–	–
–	–
–	–

E1	
5500	–
1400	–
6900	DI
+200	CO/–

E2	
5850	–
1450	–
7300	A
0	CO/–

87A	
SECP6	084
–	–
An	–
–	–

E1	
5500	–
1400	–
6900	DD
–200	CO/–

89A	
SECP6	133.5
–	–
–	–
–	–

E1	
5500	–
1400	–
6900	DI
+200	CO/–

91A	
SECP6	183
–	–
–	–
–	–

E1	
5500	–
1400	–
6900	DD
–200	CO/–

93A	
SECP6	928
–	–
–	–
–	–

E1	
5500	–
1400	–
6900	DI
+200	CO/–

95A	
SECP6	277.5
–	–
–	–
–	–

E1	
5500	–
1400	–
6900	DD
–200	CO/–

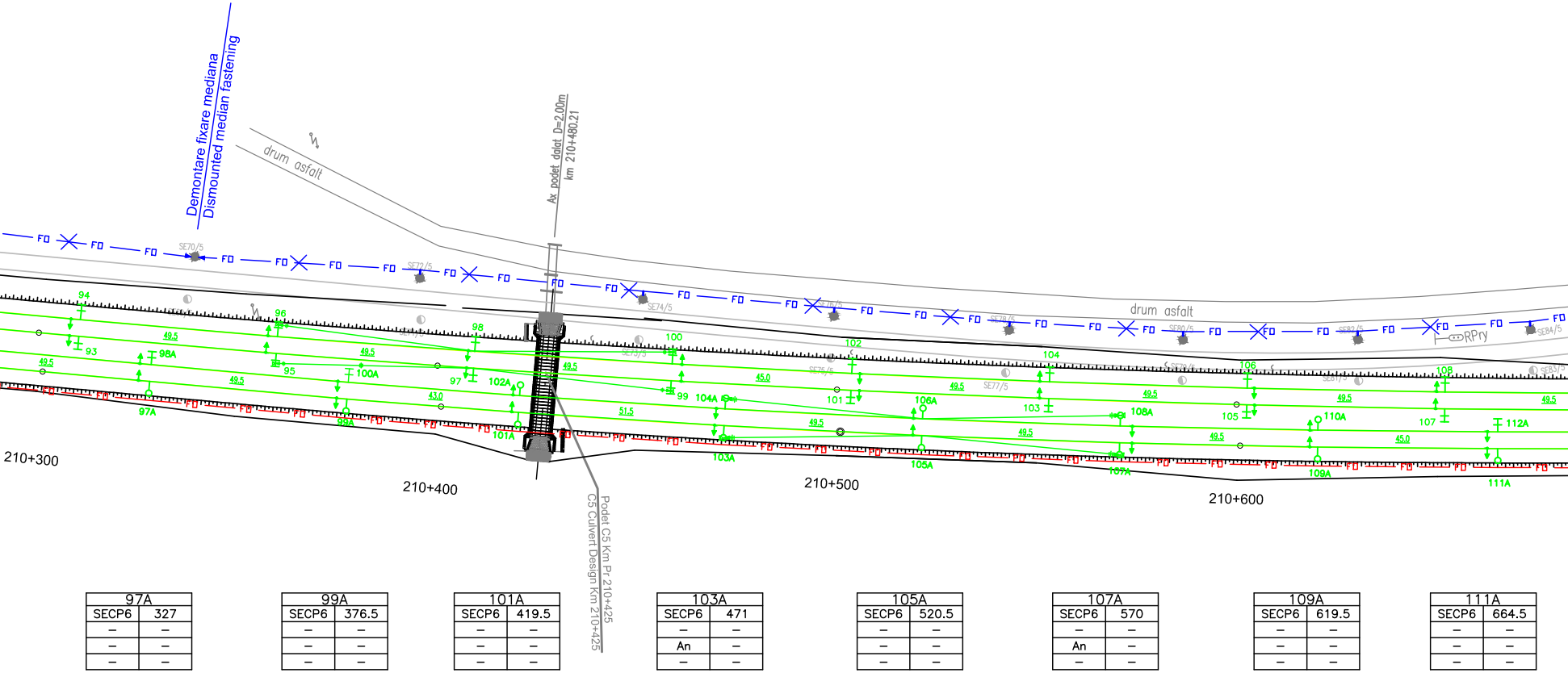

Demontare fixare mediana
Dismounted median fastening
drum asfalt
Ax podet dalat D=2.00m
km 210+480.21
Podet C5 Km Pr 210+425
C5 Culvert Design Km 210+425
drum asfalt
FD
RPry
93
94
95
96
97
98
98A
99
100
100A
101
102
102A
103
104
104A
105
106
106A
107
108
108A
110A
112A
97A
99A
101A
103A
105A
107A
109A
111A
49.5
43.0
45.0
51.5
210+300
210+400
210+500
210+600

97A	
SECP6	327
–	–
–	–
–	–

E1	
5500	–
1400	–
6900	DI
+200	CO/–

99A	
SECP6	376.5
–	–
–	–
–	–

E1	
5500	–
1400	–
6900	DD
–250	CO/–

101A	
SECP6	419.5
–	–
–	–
–	–

E1	
5500	–
1400	–
6900	DD
+50	CO/–

103A	
SECP6	471
–	–
An	–
–	–

E1	
5500	–
1400	–
6900	DD
–250	CO/–

105A	
SECP6	520.5
–	–
–	–
–	–

E1	
5500	–
1400	–
6900	DD
+50	CO/–

107A	
SECP6	570
–	–
An	–
–	–

E1	
5500	–
1400	–
6900	DD
–250	CO/–

109A	
SECP6	619.5
–	–
–	–
–	–

E1	
5500	–
1400	–
6900	DD
+50	CO/–

111A	
SECP6	664.5
–	–
–	–
–	–

E1	
5500	–
1400	–
6900	DD
–250	CO/–


drum asfalt
FODET C2 Km210+950.570
C2 CULVERT Km210+950.570
SE85/5
SE86/5
SE87/5
SE88/5
SE89/6
SE90/6
SE91/5
SE92/5
SE93/5
SE94/5
SE95/5
SE96/6
SE97/6
SE98/6
SE99/5
SE100/5
SE101/5
SE102/5
FO
110
112
114
116
118
120
122
124
109
111
113
115
117
119
121
123
114A
116A
118A
120A
122A
124A
126A
128A
113A
115A
117A
119A
121A
123A
125A
127A
49.5
45.0
210+700
210+800
210+900
211+000
Raul Olt

113A	
SECP6	714
–	–
–	–
–	–

E1	
5500	–
1400	–
6900	DI
+200	CO/–

115A	
SECP6	763.5
–	–
–	–
–	–

E1	
5500	–
1400	–
6900	DD
–200	CO/–

117A	
SECP6	813
–	–
–	–
–	–

E1	
5500	–
1400	–
6900	DI
+200	CO/–

119A	
SECP6	862.5
–	–
–	–
–	–

E1	
5500	–
1400	–
6900	DD
–200	CO/–

121A	
SECP6	912
–	–
–	–
–	–

E1	
5500	–
1400	–
6900	DI
+200	CO/–

123A	
SECP6	961.5
–	–
As	–
–	–

E1	
5500	–
1400	–
6900	DD
–200	CO/–

125A	
SECP6	007
–	–
–	–
–	–

E1	
6000	–
1300	–
7300	A
+350	CO/–

E2	
5500	–
1400	–
6900	DI
+150	CO/–

127A	
SECP6	056
–	–
–	–
–	–

E1	
5500	–
2000	–
7500	DD
–150	CO/–

E2	
5500	–
1300	–
6800	DD
–350	CO/–

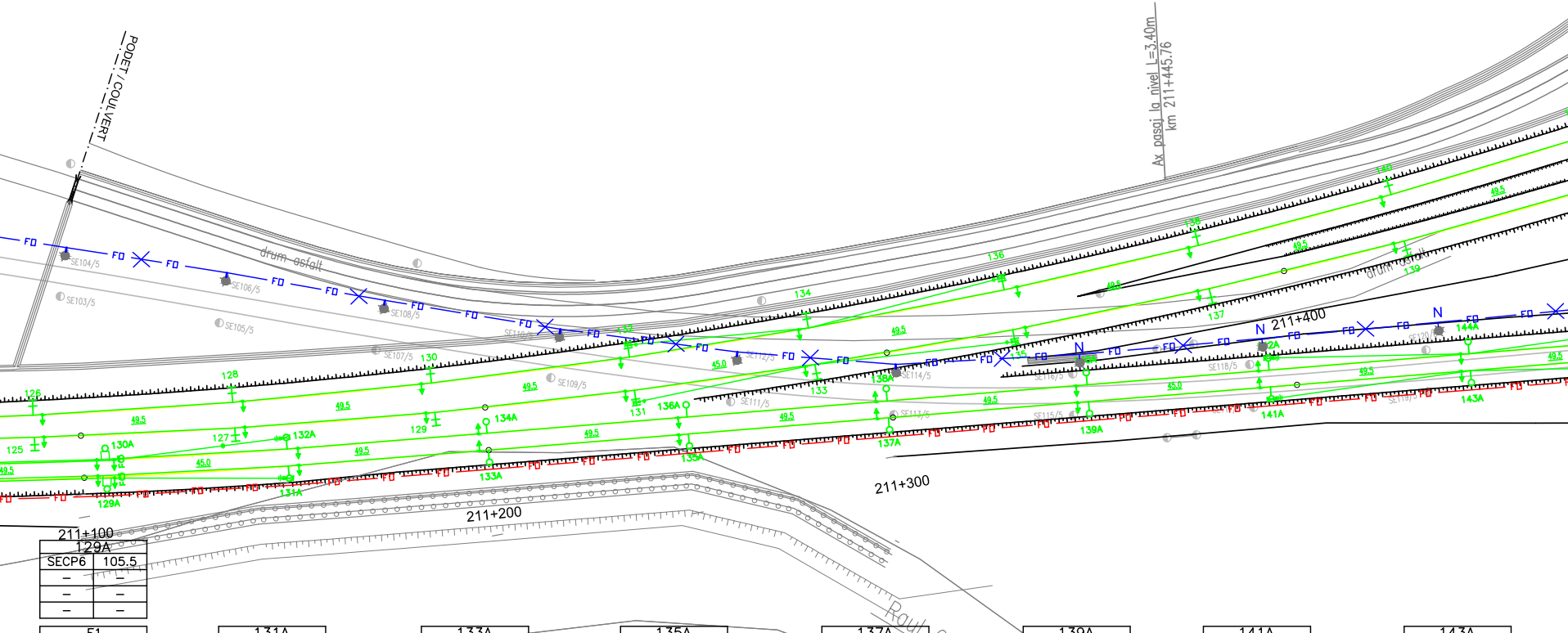
PODET / COULVERT
drum asfalt
Ax pasaj la nivel L=3.40m
km 211+445.76
drum asfalt
Raul Olt
211+100
211+200
211+300
211+400
FD
N
SE103/5
SE104/5
SE105/5
SE106/5
SE107/5
SE108/5
SE109/5
SE111/5
SE112/5
SE113/5
SE114/5
SE115/5
SE116/5
SE118/5
SE120/5
125
126
127
128
129
129A
130
130A
131
131A
132A
133
133A
134
134A
135
135A
136
136A
137
137A
138
139
139A
140
141A
143A
144A
45.0
49.5

129A	
SECP6	105.5
–	–
–	–
–	–

E1	
5500	–
1400	–
6900	DD
–250	CO/–

E2	
6000	–
1300	–
6900	A
–450	CO/–

131A	
SECP6	150.5
–	–
An	–
–	–

E1	
5500	–
1400	–
6900	DD
–200	CO/–

133A	
SECP6	200
–	–
–	–
–	–

E1	
5500	–
1400	–
6900	DD
+150	CO/–

135A	
SECP6	249.5
–	–
–	–
–	–

E1	
5500	–
1400	–
6900	DD
–200	CO/–

137A	
SECP6	299
–	–
–	–
–	–

E1	
5500	–
1400	–
6900	DI
+200	CO/–

139A	
SECP6	348.5
–	–
–	–
–	–

E1	
5500	–
1400	–
6900	DD
–200	CO/–

141A	
SECP6	393.5
–	–
An	–
–	–

E1	
5500	–
1400	–
6900	DI
+200	CO/–

143A	
SECP6	443
–	–
–	–
–	–

E1	
5500	–
1400	–
6900	DD
–200	CO/–

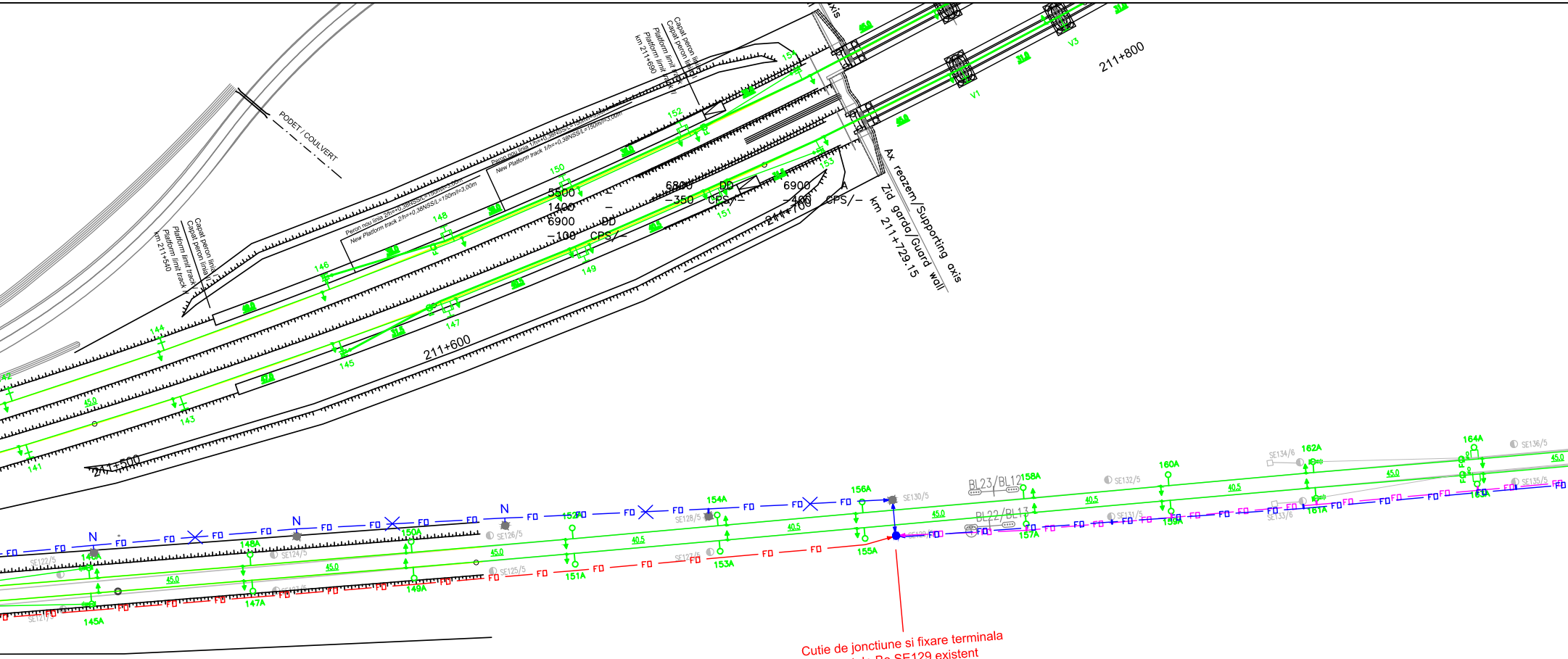
PODET / COULVERT
Capat peron linia
Platform limit track
km 211+540
km 211+690
Peron nou linia 2/h=+0.38NSS/L=150m/l=3.00m
New Platform track 2/h=+0.38NSS/L=150m/l=3.00m
Peron nou linia 1/h=+0.38NSS/L=150m/l=3.00m
New Platform track 1/h=+0.38NSS/L=150m/l=3.00m
Ax reazem/Supporting axis
Zid garda/Guard wall
km 211+729.15
211+500
211+600
211+700
211+800
V1
V3
5500
1400
6900
−100
6800
−350
DD
CPS/−
6900
−400
A
CPS/−
141
143
144
145
146
147
148
149
150
151
152
153
145A
146A
147A
148A
149A
150A
151A
152A
153A
154A
155A
156A
157A
158A
159A
160A
161A
162A
163A
164A
SE121/5
SE122/5
SE124/5
SE125/5
SE126/5
SE127/5
SE128/5
SE130/5
SE131/5
SE132/5
SE133/6
SE134/6
SE135/5
SE136/5
BL23/BL12
BL22/BL13
N
FD
45.0
40.5

Cutie de jonctiune si fixare terminala
pe stalp Be SE129 existent
Junction box and terminal fastening
on existing SE129 concrete pole
km 211+718

145A	
SECP6	492.5
–	–
An	–
–	–

E1	
5500	–
1400	–
6900	DI
+200	CO/–

147A	
SECP6	537.5
–	–
–	–
–	–

E1	
5500	–
1400	–
6900	DD
–200	CO/–

149A	
SECP6	582.5
–	–
–	–
–	–

E1	
5500	–
1400	–
6900	DI
+200	CO/–

151A	
SECP6	627.5
–	–
–	–
–	–

E1	
5500	–
1400	–
6900	DD
–200	CO/–

153A	
SECP6	668
–	–
–	–
–	–

E1	
5500	–
1400	–
6900	DI
+200	CO/–

155A	
SECP6	708.5
–	–
–	–
–	–

E1	
5500	–
1400	–
6900	DD
–200	CO/–

157A	
SECP6	753.5
–	–
–	–
–	–

E1	
5500	–
1400	–
6900	DI
+200	CO/–

159A	
SECP6	794
–	–
–	–
–	–

E1	
5500	–
1400	–
6900	DD
–200	CO/–

161A	
SECP6	834.5
–	–
An	–
–	–

E1	
5500	–
1400	–
6900	DI
+200	CO/–

163A	
SECP6	879.5
–	–
–	–
–	–

E1	
5850	–
1450	–
7300	A
0	CO/–

E2	
5500	–
1400	–
6900	DD
–200	CO/–

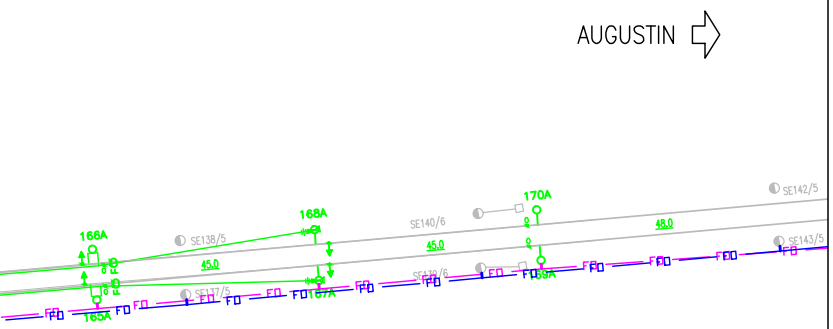
AUGUSTIN
170A
168A
166A
SE142/5
SE140/6
SE138/5
48.0
45.0
45.0
SE143/5
SE139/6
SE137/5
169A
167A
165A
FO

165A	
SECP6	924.5
–	–
–	–
–	–

E1	
5500	–
1400	–
6900	DI
+200	CO/–

E2	
5850	–
1450	–
7300	A
0	CO/–

167A	
SECP6	969.5
–	–
An	–
–	–

E1	
5500	–
1400	–
6900	DD
–200	CO/–

169A	
SECP6	014.5
–	–
–	–
–	–

E1	
5500	–
1400	–
6900	DI
0	CO/–

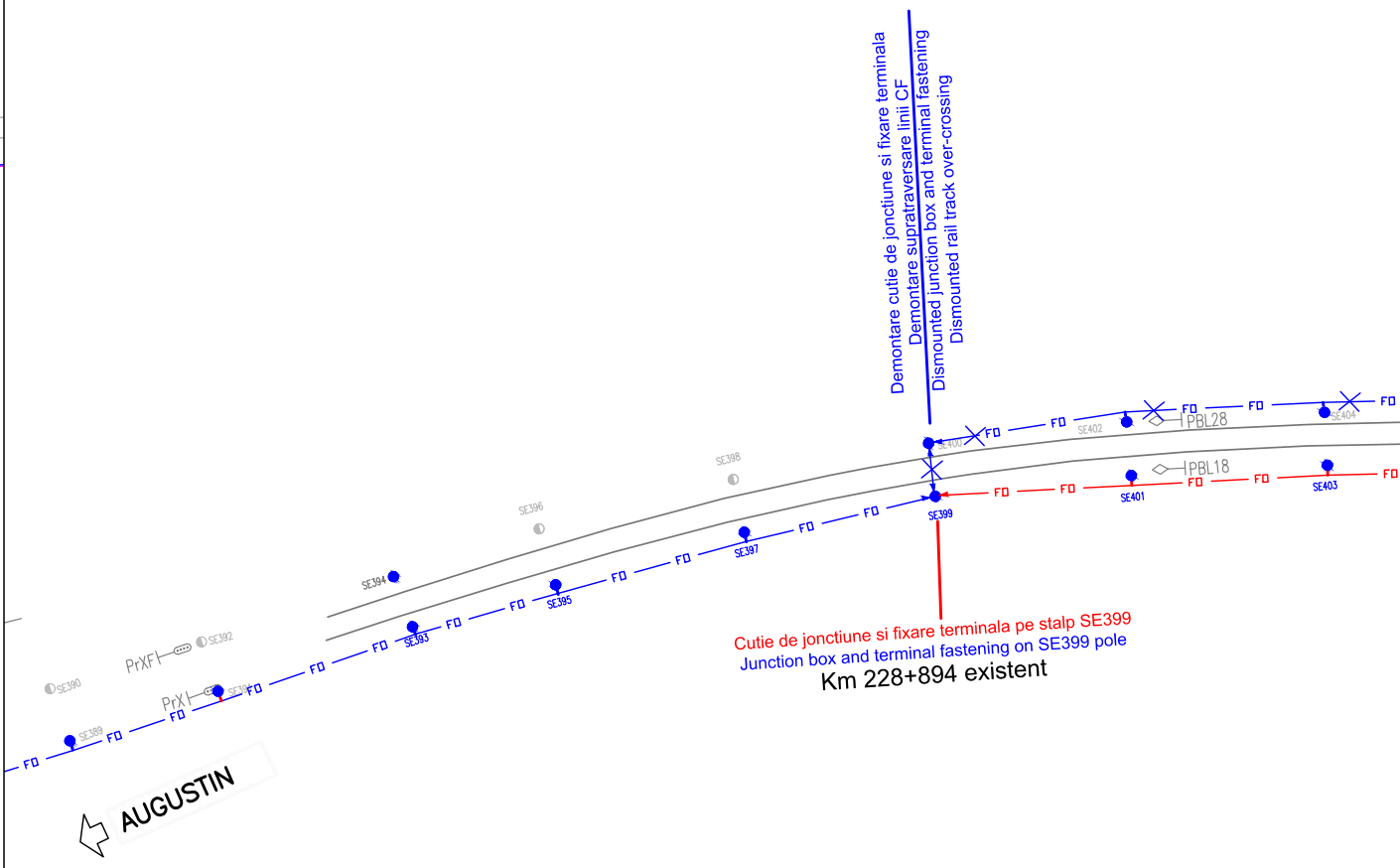
SE398
SE396
SE394
SE400
SE402
SE404
PBL28
PBL18
SE399
SE401
SE403
SE397
SE395
SE393
SE392
PrXF
PrX
SE391
SE390
SE389
FO
AUGUSTIN

Demontare cutie de jonctiune si fixare terminala
Demontare supratraversare linii CF
Dismounted junction box and terminal fastening
Dismounted rail track over-crossing

Cutie de jonctiune si fixare terminala pe stalp SE399
Junction box and terminal fastening on SE399 pole
Km 228+894 existent

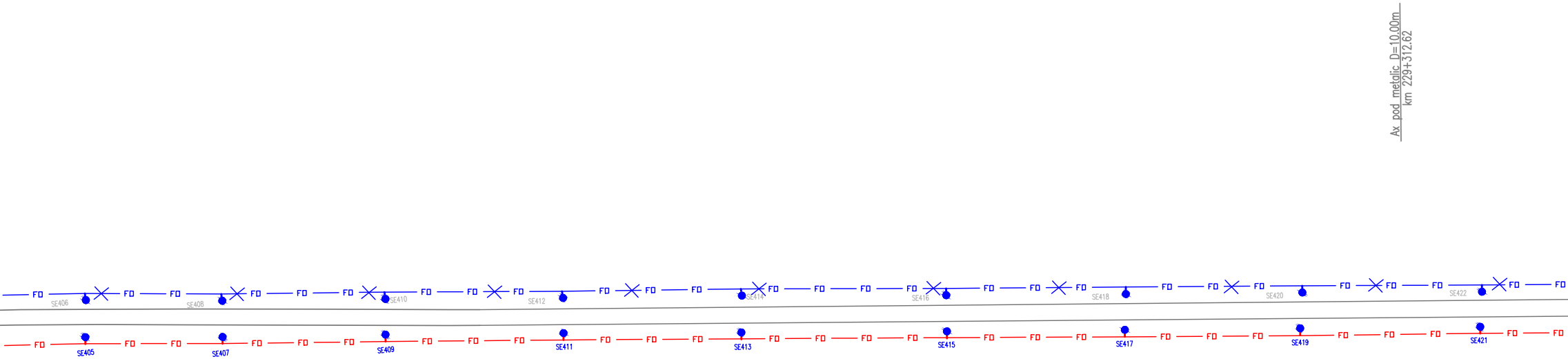
Ax pod metalic D=10.00m
km 229+312.62
FD
SE406
SE408
SE410
SE412
SE414
SE416
SE418
SE420
SE422
SE405
SE407
SE409
SE411
SE413
SE415
SE417
SE419
SE421

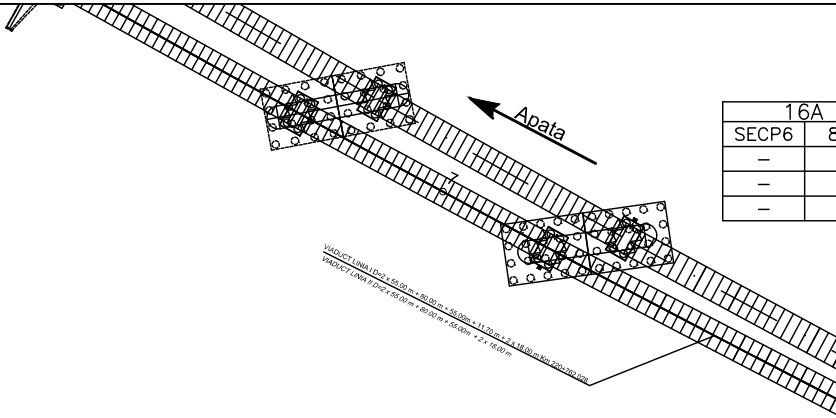
Apata
7
VIADUCT LINIA I D=2 x 55.00 m + 80.00 m + 55.00m + 11.70 m + 2 x 18.00 m Km 220+762.028
VIADUCT LINIA II D=2 x 55.00 m + 80.00 m + 55.00m + 2 x 18.00 m

16A	
SECP6	8
–	
–	
–	

2A	
SECP6	544
–	–
An	–
–	–

4A	
SECP6	584.5
–	–
–	–
–	–

6A	
SECP6	625
–	–
–	–
–	–

8A	
SECP6	665.5
–	–
–	–
–	–

10A	
SECP6	706
–	–
An	–
–	–

12A	
SECP6	746
–	–
–	–
–	–

14A	
SECP6	785
–	–
–	–
–	–

15A	
MU	806.5
–	–
–	–
–	–

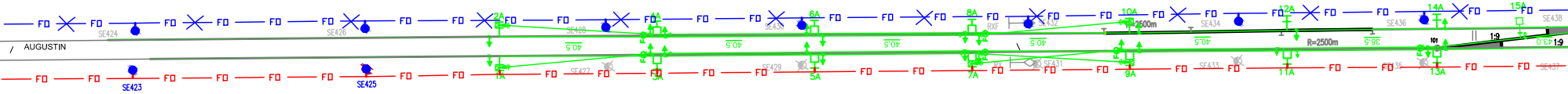
FO
AUGUSTIN
SE423
SE424
SE425
SE426
2A
1A
4A
3A
6A
5A
8A
7A
10A
9A
12A
11A
14A
13A
15A
R=2500m
1:9

1A	
SECP6	544
–	–
An	–
–	–

3A	
SECP6	584.5
–	–
–	–
–	–

5A	
SECP6	625
–	–
–	–
–	–

7A	
SECP6	655.5
–	–
An	–
–	–

9A	
SECP6	706
–	–
An	–
–	–

11A	
SECP6	746
–	–
–	–
–	–

13A	
SECP6	785
–	–
An	–
–	–

17A	
SECP6	828
–	–
–	–
–	–

28	
–	
–	
–	

18A	
SECP6	862
–	–
–	–
–	–

20A	
SECP6	894
–	–
An	–
–	–

22A	
SECP6	926
–	–
–	–
–	–

24A	
SECP6	958
–	–
–	–
–	–

26A	
SECP6	990
–	–
–	–
–	–

28A	
H	022
–	–
An	–
–	–

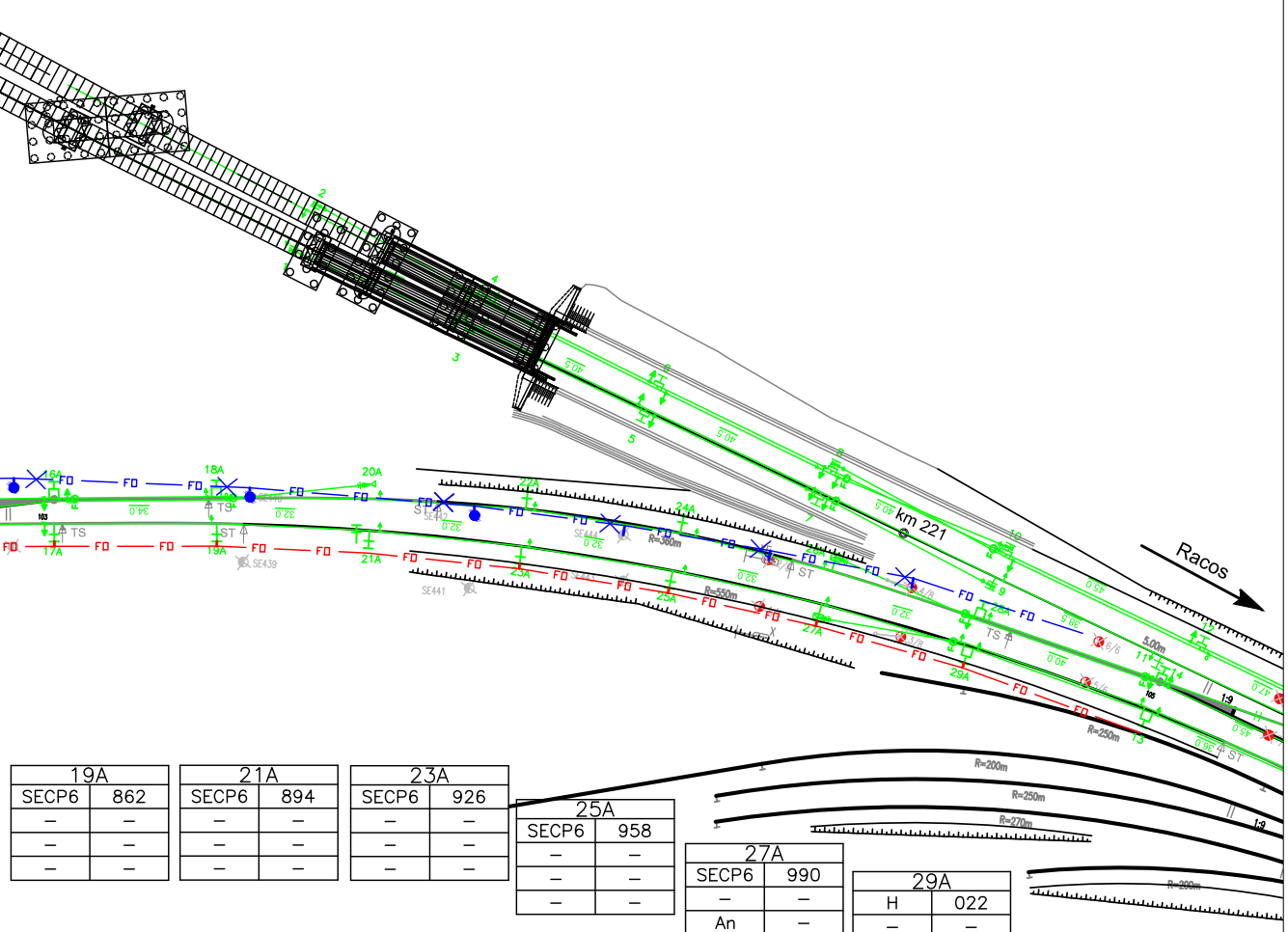
FO
16A
17A
18A
19A
20A
21A
22A
23A
24A
25A
26A
27A
28A
29A
TS
ST
SE439
SE441
SE442
SE444
km 221
Racos
R=380m
R=550m
R=200m
R=250m
R=270m
5,00m
1:9

19A	
SECP6	862
–	–
–	–
–	–

21A	
SECP6	894
–	–
–	–
–	–

23A	
SECP6	926
–	–
–	–
–	–

25A	
SECP6	958
–	–
–	–
–	–

27A	
SECP6	990
–	–
An	–
–	–

29A	
H	022
–	–
An	–
–	–

LEGENDA TELECOMUNICATII
TELECOMMUNICATIONS LEGEND:

— FO — FO —	Cablu FO aerian proiectat Designed aerial OF cable
— FO — FO —	Cablu FO existent OF existing cable
—✕FO — FO✕—	Demontare cablu FO aerian Dismounted aerial OF cable
●	Stalp de beton existent care se pastreaza Existing concrete pole which preserved
●	Stalp de beton existent - demontat Dismounted existing concrete pole
N ●	Stalp de beton proiectat pentru sustinerea cablului FO Designed concrete pole for supporting the OF cable

DESCRIEREA LUCRĂRILOR

Faza 2

Lucrările la cablul cu fibre optice in faza 2 vor fi executate după terminarea construcţiei firului 1 proiectat şi plantarea noilor stâlpi de beton ai liniei de contact, după cum urmează:

A. Capătul spre Apaţa

a) între semnalul de intrare Y al staţiei Apaţa (începând din dreptul noii clădiri a staţiei Apaţa) şi stâlpul SE129 existent se va instala un nou cablul cu fibre optice pe partea dreaptă a căii ferate pe noii stâlpi metalici ai liniei de contact.

b) pe stâlpul SE129 cablul proiectat se va joncţiona cu cablul cu fibre optice existent.

c) pe parcurs cablul cu fibre optice va avea fixări mediane pe stâlpii de beton SE23A şi SE85A.

B. Capătul spre Racoş

a) între stâlpul SE399 existent şi capătul X al staţiei Racoş se va instala un nou cablul cu fibre optice pe partea dreaptă a căii ferate pe stâlpii existenţi şi pe noii stâlpi metalici ai liniei de contact

b) pe stâlpul SE399 cablul proeictat se va joncţiona cu cablul cu fibre optice existent

c) După preluarea comunicaţiilor pe noul cablu cu fibre optice, cablul instalat în faza 1 se va demonta.

DESCRIPTION OF WORKS

2nd Phase

The works at the fiber optic cable in the 2nd phase will be performed after the finishing of construction of the new track 1 and the planting of the new concrete poles of the traction line as follows:

A. End towards Apaţa

a) between the Y entrance signal of station Apaţa (beginning from the new station building Apaţa) and the existing SE129 pole it will be installed a new fiber optic cable on the right side of the tracks on the new metallic poles of the traction line.

b) on the SE129 pole the designed cable will be jointed with the existing fiber optic cable.

c) along the distance the fiber optic cable will have median fastenings on the designed SE23A and SE85A concrete poles.

B. End towards Racoş

a) between the existing SE399 pole and the X end of the Racoş station it will be installed a new fiber optic cable on the right side of the tracks on the existing poles and the new metallic poles of the traction line

b) on the SE399 pole the designed cable will be jointed with the existing fiber optic cable

c) After taking over the communications on the new fibre optic cable, the cable installed in the 1st phase will be dismounted.

D					
C					
B					
A					
Indice Index	Data Date	Modificare Modification/Revision	Proiectant Designer	Aprobat Consultant Approved Consultant	Aprobat CFR Approved CFR

GUVERNUL ROMANIEI
ROMANIAN GOVERNMENT

PROIECT FINANŢAT DE UNIUNEA EUROPEANĂ
EUROPEAN UNION FINANCED PROJECT

CFR

C.N.C.F. "C.F.R." - S.A.

CLIENT / CLIENT

ITALFERR
GRUPPO FERROVIE DELLO STATO
Joint Venture leader

Scott Wilson

OBERMEYER
PLANEN + BERATEN GmbH

TECNIC
Consulting Engineers

CONSULTANT / CONSULTANT

			Data Date	Semnătură Signature
Aprobat Approved	Şef proiect Project manager	R. Liuzza		
Aprobat Approved	Coordonator Secţiune 1 Section 1 Coordinator	C. Gambelli		
Verificat Checked	Expert Verificator Checking Expert	Pino Amodio		

SUBCONTRACTANT / SUBCONTRACTOR AREX COMPANY

Aprobat Approved	Responsabil Subcontractant Subcontractor Responsible	A.Stanciu - Dinulescu	02.2012	
Întocmit Elaborated	Proiectant Designer	Gabriela Trifan	02.2012	Trifan

Reabilitarea liniei de cale ferata Brasov - Simeria, parte componentă a coridorului IV Pan European, pentru circulaţia trenurilor cu viteza maximă de 160 km/h,
Tronsonul : Brasov - Sighisoara
Rehabilitation of the railway line Brasov - Simeria, component Part of the IV Pan-European Corridor, for the trains circulation with maximum speed of 160 km/h,
Section : Brasov - Sighisoara

Proiect/Project
2004/RO/16/P/PA/003

Faza / Phase:
P.Th. / T.D.

Denumire desen / Drawing Title :

Mutarea si protejarea cablului FO existent - Faza 2
Plan de situatie - interval APATA - RACOS Section - Layout Plan
Removal and protection of existing OF cable - 2nd Phase

Codificare / Codification System	Scara / Scale 1:1000	LOT / LOT	Nr. / No 02/ 02

E A 5 1 | 0 1 | C | 1 0 | L 7 | T C | 0 5 | 3 | 1 | 0 0 1 | 1