
ctie
imit
Podet D5 L=40.
Km.Pr.258+747
SE84
SE86
SE88
SE90
SE83
SE85
SE87
SE89
FO
Ax podet dalat D=1.00m
s of the slab dalat D=1.00
km 274+589.18

Cablu FO aerian existent
Existing aerial OF cable

Cablu FO aerian proiectat - 1530 m
Designed aerial OF cable - 1530 m

Demontare fixare mediana
Cutie de jonctiune si fixare terminala pe stalp SE 85
Dismounted median fastening
Junction box and terminal fastening on SE 85 pole
Km 274+498 existent

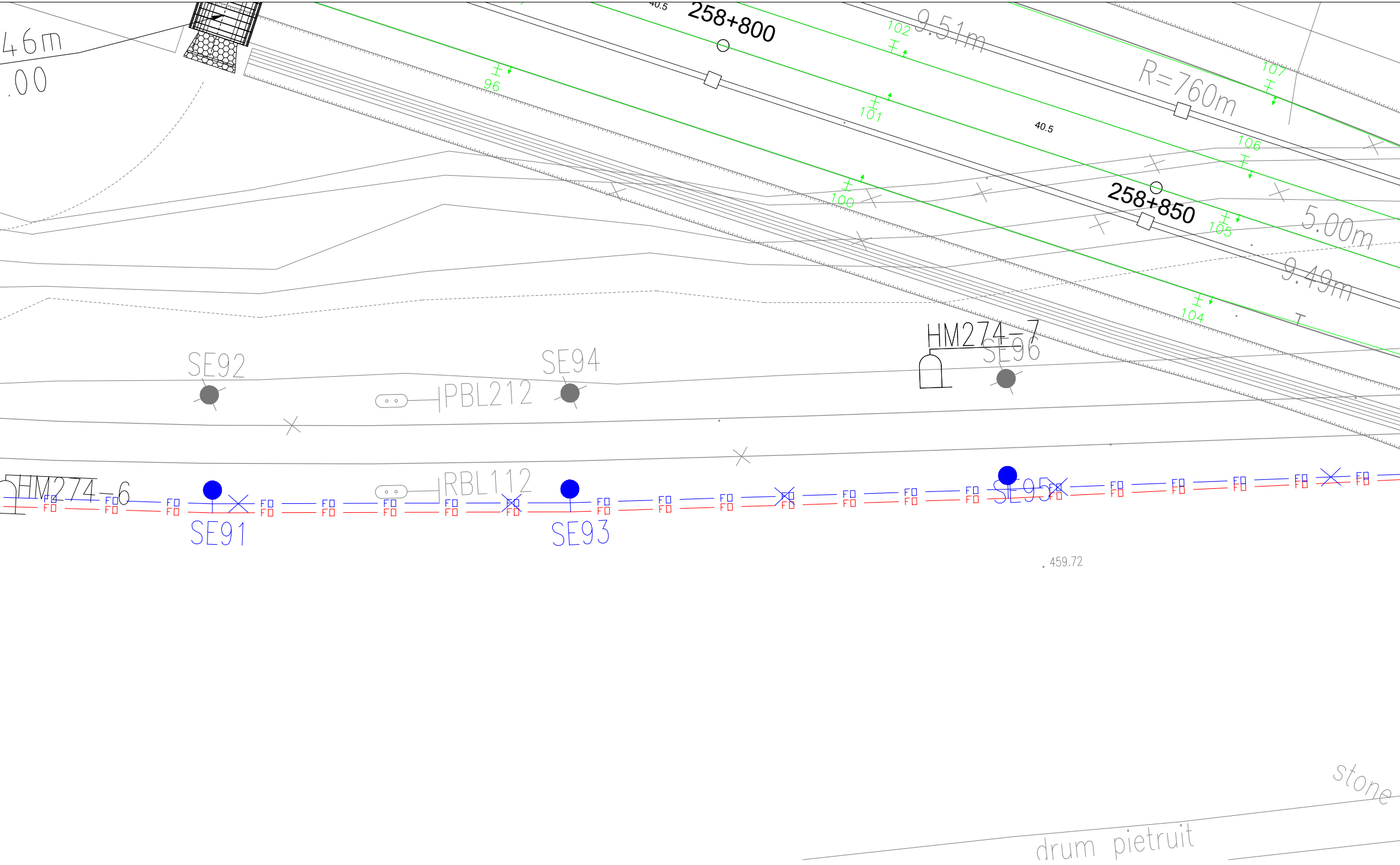
46m
.00
40.5
258+800
102
9.51m
R=760m
107
96
101
40.5
106
258+850
100
105
5.00m
9.49m
104
HM274-7
SE96
SE92
SE94
PBL212
HM274-6
RBL112
SE91
SE93
SE95
FO
459.72
stone
drum pietruit

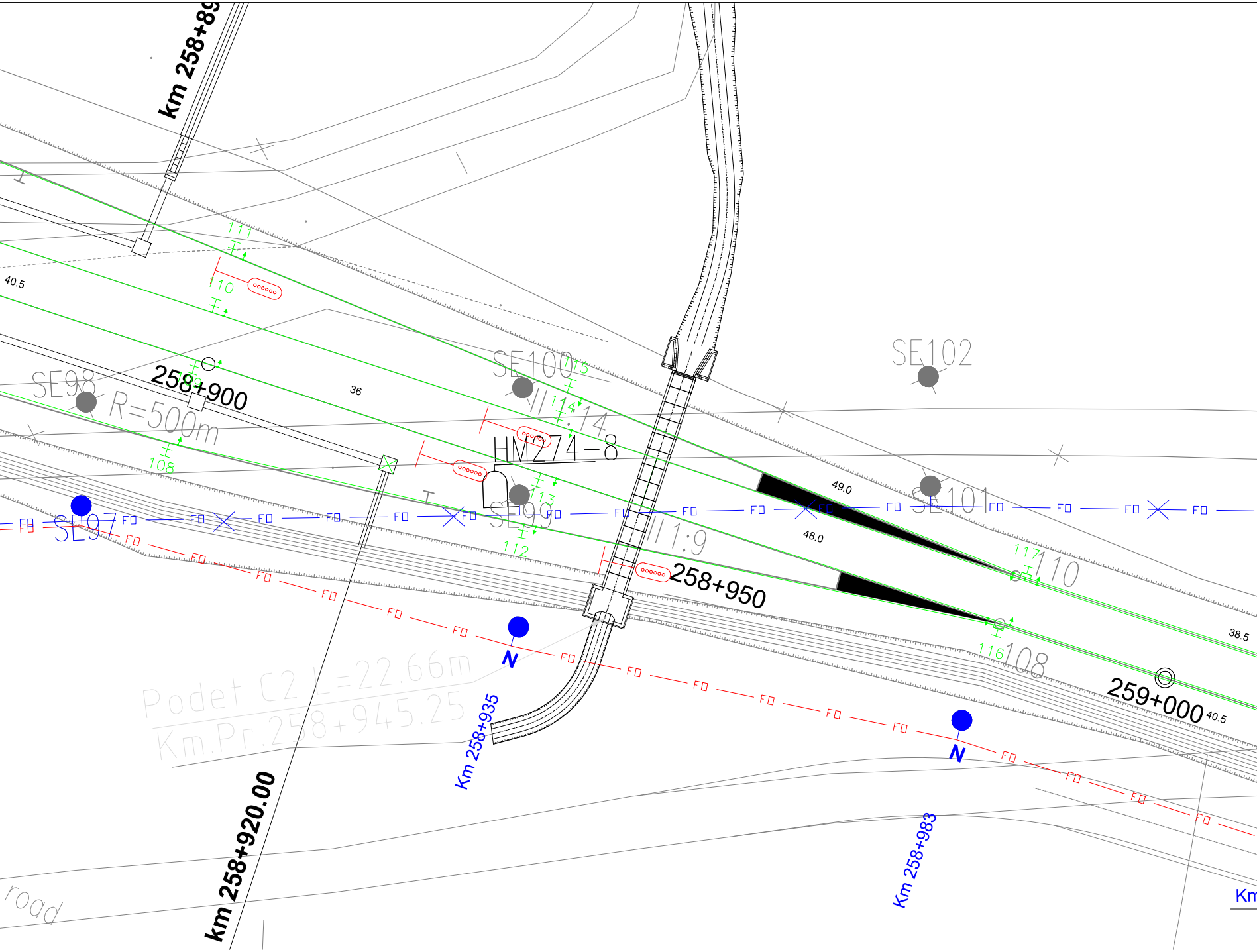
km 258+89
40.5
111
110
SE98
R=500m
258+900
36
108
SE97
FO
SE100
115
114
1:14
HM274-8
SE99
113
112
1:9
258+950
49.0
48.0
SE102
SE101
117
110
116
108
38.5
259+000
40.5
N
N
Podet C2 L=22.66m
Km.Pr.258+945.25
Km 258+935
km 258+920.00
Km 258+983
road
Km

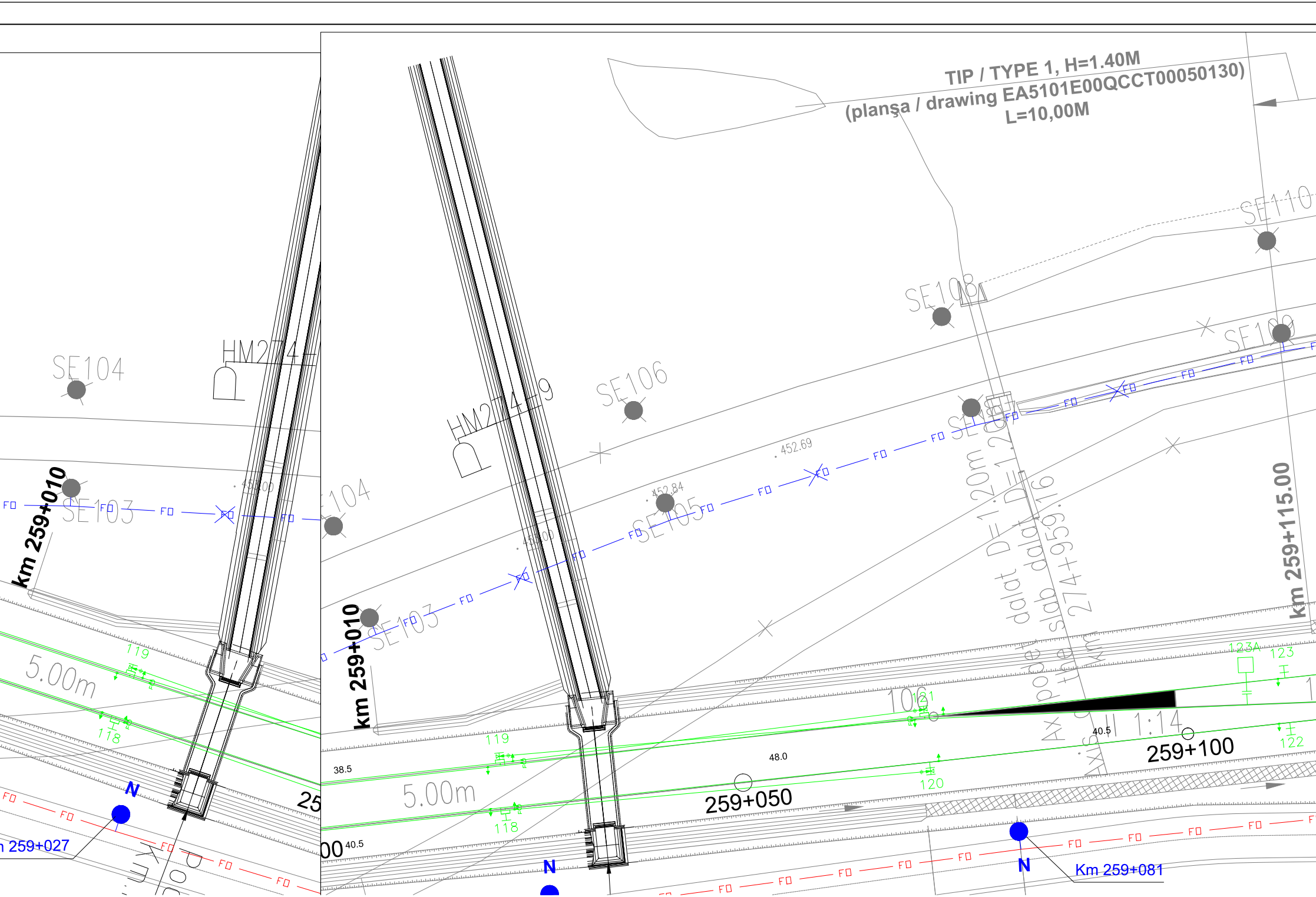
TIP / TYPE 1, H=1.40M
(planşa / drawing EA5101E00QCCT00050130)
L=10,00M
SE104
HM274
km 259+010
SE103
FO
452.00
SE104
5.00m
119
118
N
n 259+027
25
SE110
SE108
SE109
SE106
HM274+9
SE107
452.69
452.84
SE105
453.00
km 259+010
SE103
dalat D=1.20m
dalat D=1.20m
slab dalat
274+959.16
km 259+115.00
Axa podului
Ax pod
the km
Axis of the bridge
123A
123
106
121
40.5
1:14
122
259+100
48.0
38.5
119
5.00m
259+050
120
118
00
40.5
N
N
Km 259+081

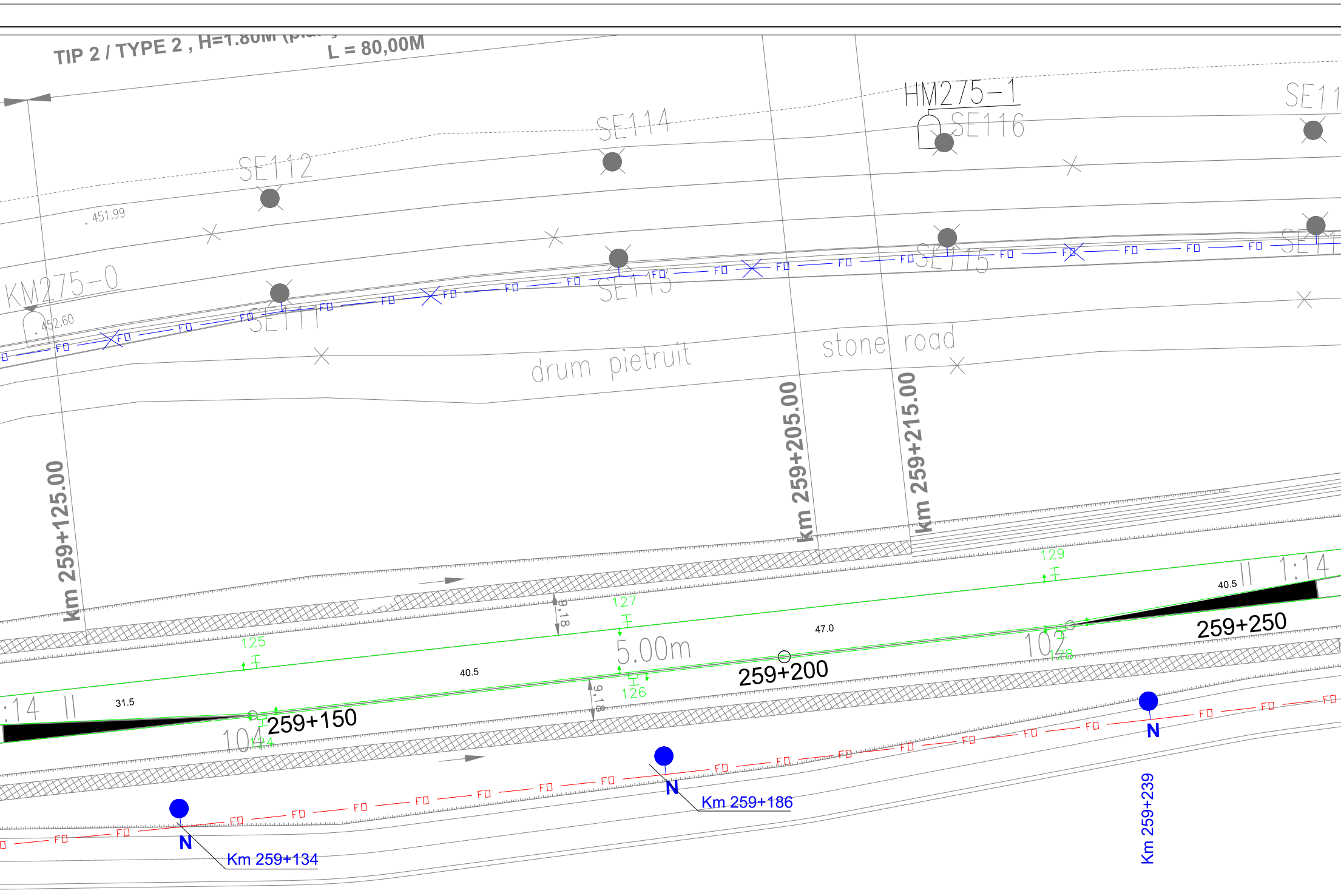
TIP 2 / TYPE 2 , H=1.80M
L = 80,00M
HM275-1
SE114
SE112
SE116
SE111
SE113
SE115
KM275-0
. 451.99
. 452.60
FO
drum pietruit
stone road
Km 259+125.00
Km 259+205.00
Km 259+215.00
129
127
125
126
128
124
9,18
5.00m
47.0
40.5
40.5
31.5
1:14
104
102
259+150
259+200
259+250
N
Km 259+134
Km 259+186
Km 259+239


8
SE120
SE122
SE124
HM275-2
SE119
SE121
SE123
FO
131A
131
133
300
5.00m
40.5
259+300
31.5
1:14
132
130
135
134
259+350
45.0
137
136
259+400
40.5
N
N
N
km 259+260
km 259+280
Km 259+292
Km 259+344
Km 259+397

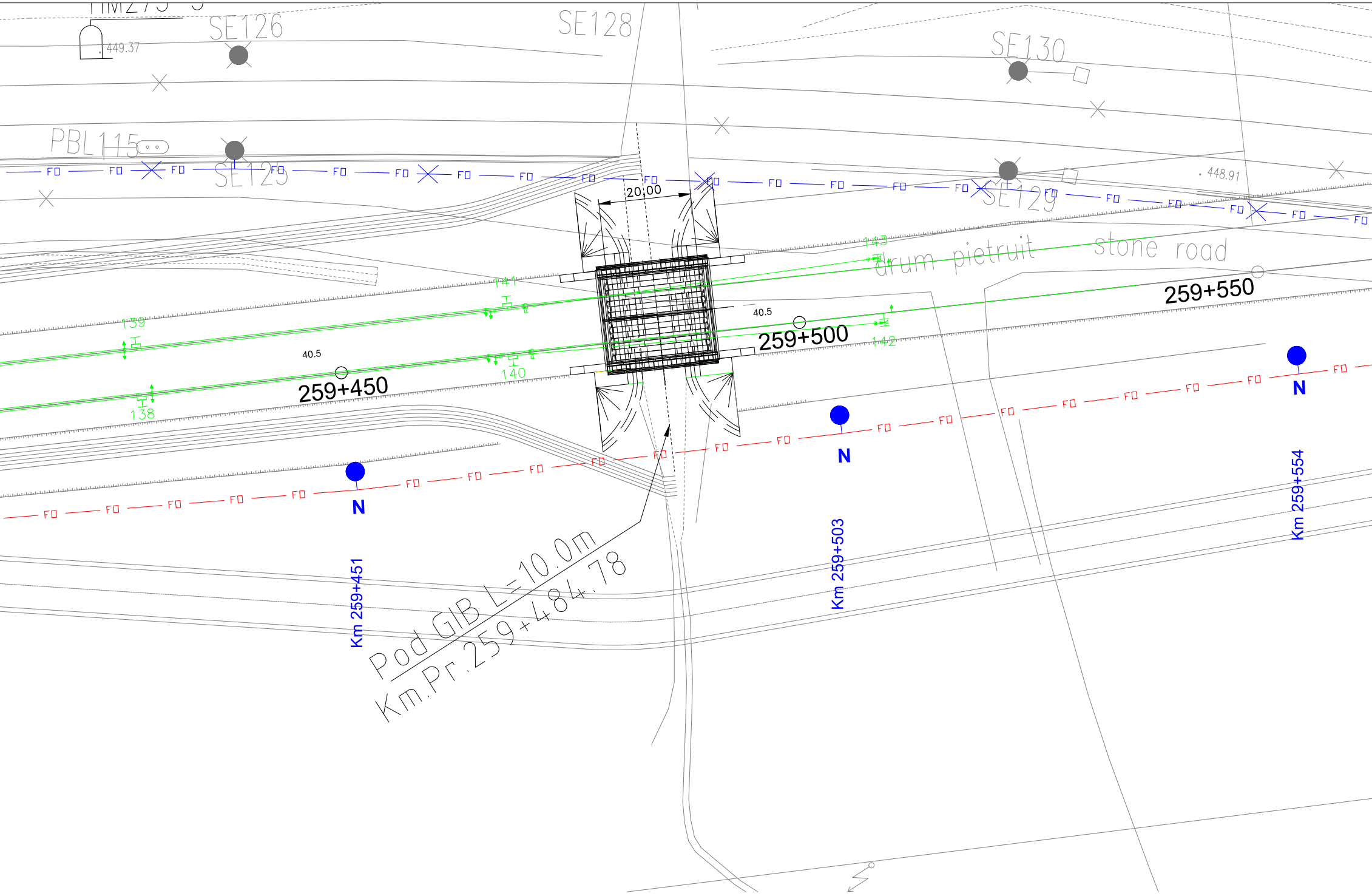
SE126
SE128
SE130
449.37
PBL115
SE125
SE129
448.91
FO
20,00
143
drum pietruit
stone road
141
139
40.5
40.5
259+550
259+500
259+450
142
140
138
N
N
N
Km 259+451
Km 259+503
Km 259+554
Pod GIB L=10.0m
Km.Pr.259+484.78

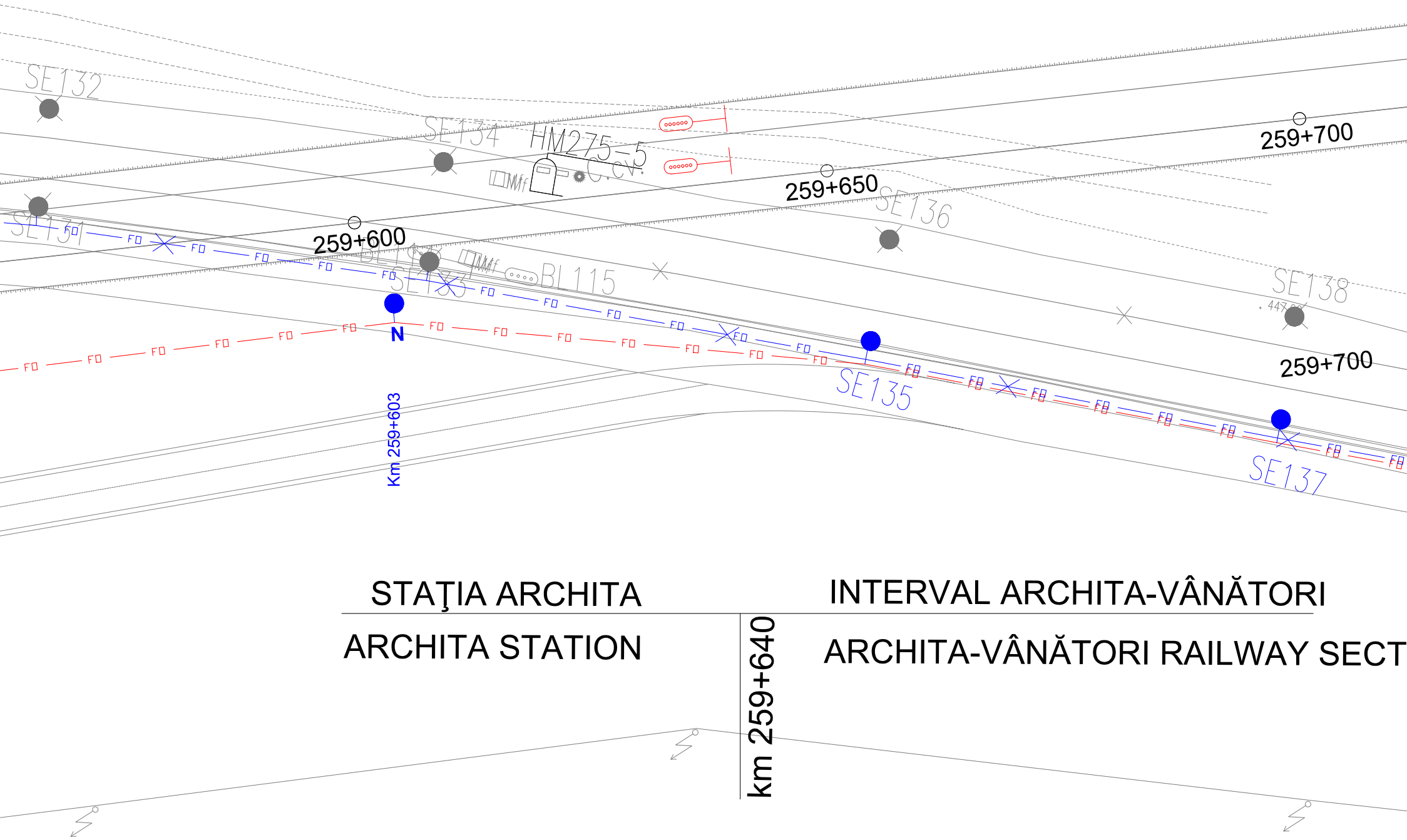

SE132
SE134
HM275-5
C.cv.
Mf
SE131
FO
259+600
BL113
SE133
Mf
BL115
259+650
SE136
259+700
SE138
447
259+700
N
Km 259+603
SE135
SE137
STAŢIA ARCHITA
INTERVAL ARCHITA-VÂNĂTORI
ARCHITA STATION
ARCHITA-VÂNĂTORI RAILWAY SECT
km 259+640

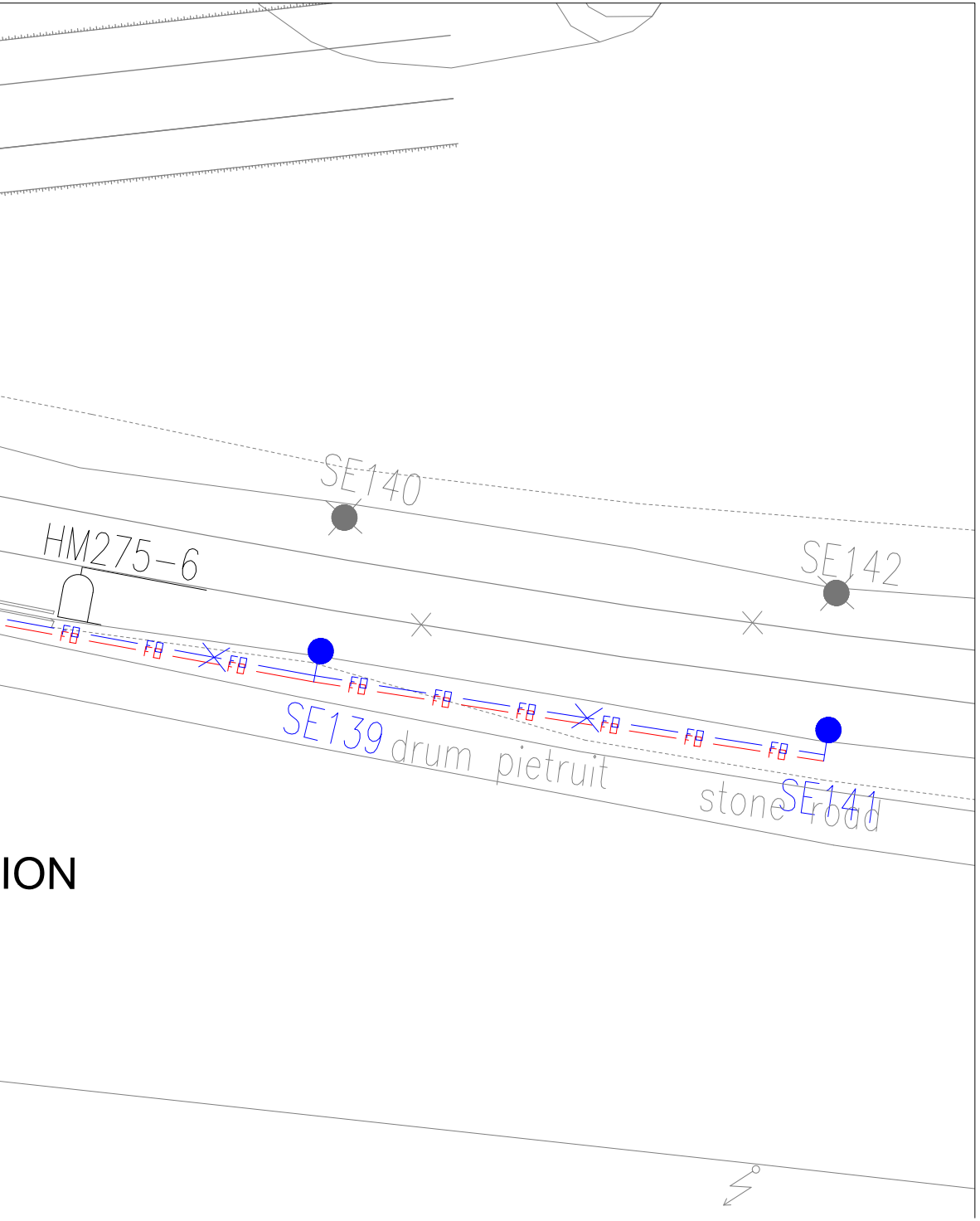
SE140
SE142
HM275-6
FO
SE139 drum pietruit
stone road
SE141
ION

LEGENDA TELECOMUNICATII
TELECOMMUNICATIONS LEGEND:

— FO — FO —	Cablu FO aerian proiectat Designed aerial OF cable
— FO — FO —	Cablu FO existent OF existing cable
✕FO — FO✕	Demontare cablu FO aerian Dismounted aerial OF cable
●	Stalp de beton existent - demontat Dismounted existing concrete pole
●	Stalp de beton existent care se pastreaza Existing concrete pole which preserved
N ●	Stalp de beton proiectat Designed concrete pole

DESCRIEREA LUCRĂRILOR

Cablul cu fibre optice existent este instalat pe partea dreaptă a căii ferate şi este afectat de construirea liniilor c.f. in capatul Y al noii staţii.
Lucrările de protejare a cablului cu fibre optice existent se vor realiza în 2 faze.

Faza 1
Operaţiile de reamplasare a cablului cu fibre optice pentru eliberarea amplasamentului se va executa înaintea începerii lucrărilor de construire a liniilor ferate, în următoarea ordine:

a) In capătul Y al viitoarei staţii Archita se va instala un cablu cu fibre optice nou pe partea dreaptă a căii ferate între stâlpul existent SE85 şi semnalul de intrare Y proiectat.
Menţionăm că instalarea cablului proiectat se va continua pe intervalul Archita - Vânători.
b) Cablul va fi instalat atât pe stâlpii de beton existenţi ai liniei de contact şi pe stâlpii de beton proiectaţi în afara yonei lucrărilor de linii.
c) După preluarea comunicaţiilor pe cablul cu fibre optice proiectat, se va demonta cablul existent.

DESCRIPTION OF WORKS

The existing fiber optic cable is installed on the right side of the railway tracks and it is affected by the construction of the railway tracks in the Y end of the new station.
The protection of the existing fiber optic cable will be performed in 2 phases.

1st Phase
The works for the relocation of the fiber optic cable for setting free the works site will be performed before the beginning of the construction works of the new rail tracks in the following order:

a) In the Y end of the future Archita station it will be installed a new fiber optic cable on the right side of the rail tracks between the existing SE85 pole and the designed Y entrance signal.
To mention that the designed cable will be continued on the Archita - Vânători section.
b) The cable will be installed both on the existing concrete poles of the traction line and on the designed concrete poles outside the tracks works.
c) After taking over the communications on the designed fibre optic cable, the existing cable will be dismounted.

D					
C					
B					
A					
Indice Index	Data Date	Modificare Modification/Revision	Proiectant Designer	Aprobat Consultant Approved Consultant	Aprobat CFR Approved CFR

GUVERNUL ROMANIEI
ROMANIAN GOVERNMENT

PROIECT FINANŢAT DE UNIUNEA EUROPEANĂ
EUROPEAN UNION FINANCED PROJECT

CLIENT / CLIENT

C.N.C.F. "C.F.R." - S.A.

ITALFERR GRUPPO FERROVIE DELLO STATO Joint Venture leader
Scott Wilson
OBERMEYER PLANEN + BERATEN GmbH
TECNIC Consulting Engineer

CONSULTANT / CONSULTANT

			Data Date	Semnătură Signature
Aprobat Approved	Şef proiect Project manager	R. Liuzza		
Aprobat Approved	Coordonator Secţiune 1 Section 1 Coordinator	C. Gambelli		
Verificat Checked	Expert Verificator Checking Expert	Pino Amodio		

SUBCONTRACTANT / SUBCONTRACTOR

AREX COMPANY

Aprobat Approved	Responsabil Subcontractant Subcontractor Responsible	A.Stanciu - Dinulescu	11.2011	
Întocmit Elaborated	Proiectant Designer	Gabriela Trifan	11.2011	Trifan

Reabilitarea liniei de cale ferata Brasov - Simeria, parte componentă a coridorului IV Pan European, pentru circulaţia trenurilor cu viteza maximă de 160 km/h,
Tronsonul : Brasov - Sighisoara
Rehabilitation of the railway line Brasov - Simeria, component Part of the IV Pan-European Corridor, for the trains circulation with maximum speed of 160 km/h,
Section : Brasov - Sighisoara

Proiect/Proje
2004/RO/16/P/PA

Faza / Phase:
P.Th. / T.D.

Denumire desen / Drawing Title :

Mutarea si protejarea cablului FO existent - Faza 1
Plan de situatie - statia ARCHITA- Layout Plan
Relocation and protection of existing OF cable - 1st Phase

Codificare / Codification System	Scara / Scale 1:500	LOT / LOT	Nr. / 02/