2	
H	289
–	–
–	–
–	–

E1	
5500	–
1400	–
6900	DI
+200	CO/–

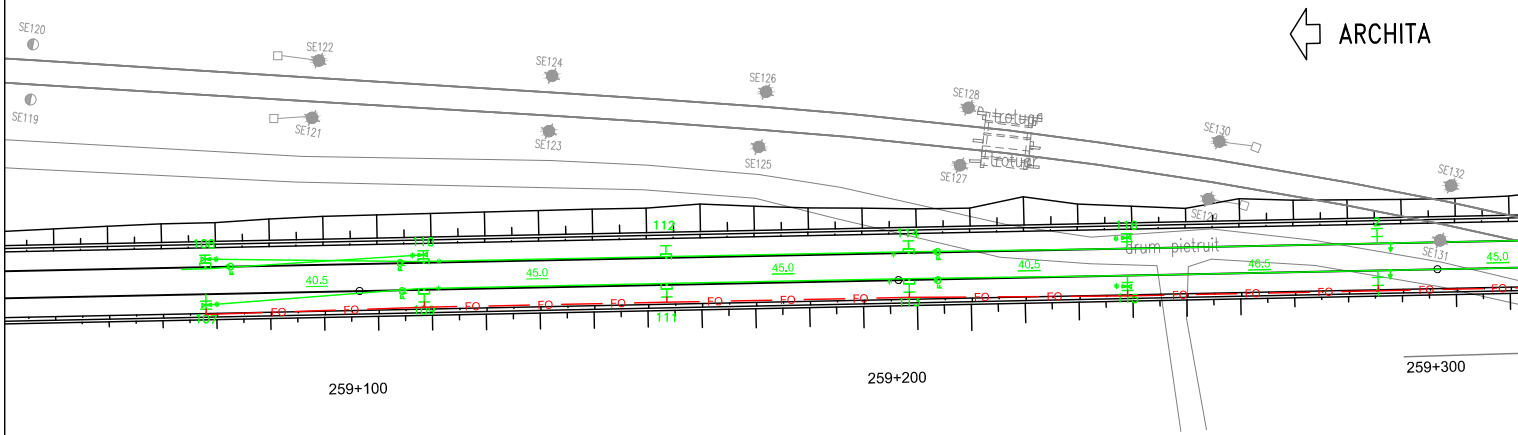
ARCHITA
SE120
SE119
SE122
SE121
SE124
SE123
SE126
SE125
SE128
SE127
trotuar
trotuar
SE130
SE129
SE132
SE131
drum pietruit
108
107
110
109
112
111
114
113
116
115
2
40.5
45.0
45.0
40.5
46.5
45.0
FO
259+100
259+200
259+300

1	
H	289
–	–
–	–
–	–

E1	
5500	–
1400	–
6900	DD
–200	CO/–

4	
H	334
–	–
–	–
–	–

E1	
5500	–
1400	–
6900	DD
−200	CO/–

6	
H	379
–	–
–	–
–	–

E1	
5500	–
1400	–
6900	DI
+200	CO/–

8	
H	413.5
–	–
–	–
–	–

E1	
5500	–
1400	–
6900	DD
−200	CO/–

10	
H	453.5
–	–
–	–
–	–

E1	
5500	–
1400	–
6900	DI
+200	CO/–

12	
H	498.5
–	–
–	–
–	–

E1	
5500	–
1400	–
6900	DD
−200	CO/–

14	
H	548
–	–
–	–
–	–

E1	
5500	–
1400	–
6900	DI
+200	CO/–

16	
H	597.5
–	–
–	–
–	–

E1	
5500	–
1400	–
6900	DD
−200	CO/–

18	
H	647
–	–
An	–
–	–

E1	
5500	–
1400	–
6900	DI
+200	CO/–

20	
H	692
–	–
–	–
–	–

E1	
5500	–
1400	–
6900	DD
−200	CO/–

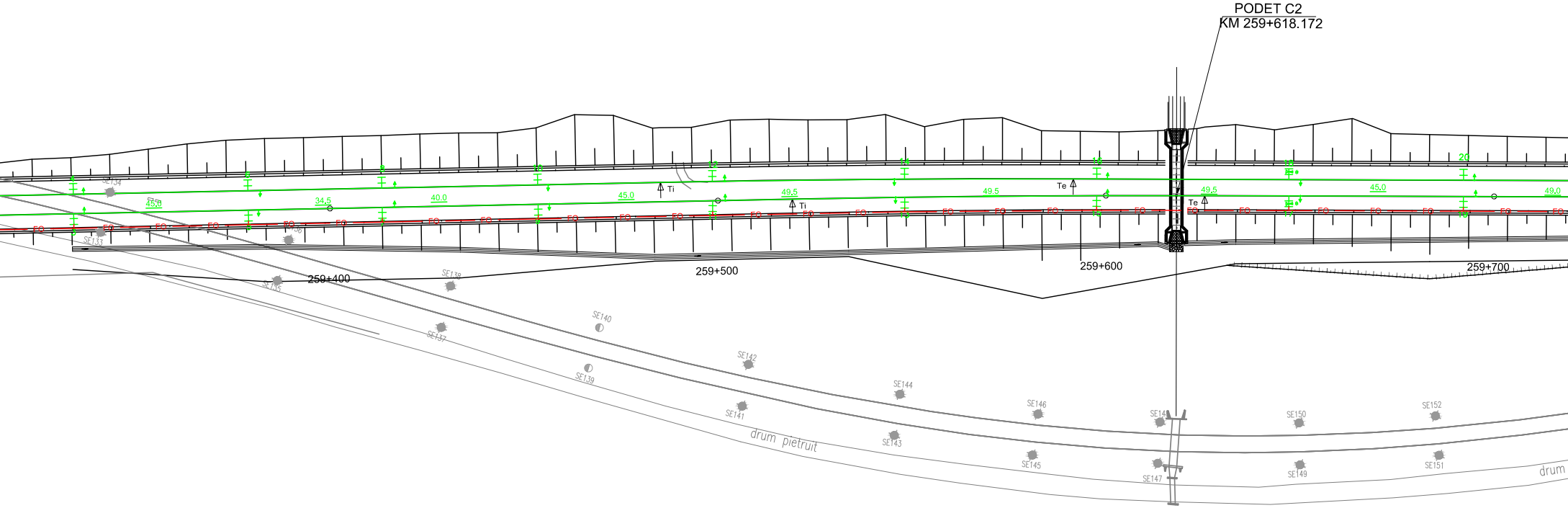
PODET C2
KM 259+618.172
259+400
259+500
259+600
259+700
34.5
40.0
45.0
49.5
49.5
49.5
49.5
45.0
49.0
45.0
Ti
Ti
Te
Te
FO
SE133
SE134
SE135
SE137
SE138
SE139
SE140
SE141
SE142
SE143
SE144
SE145
SE146
SE147
SE149
SE150
SE151
SE152
drum pietruit
drum

3	
H	334
–	–
–	–
–	–

E1	
5500	–
1400	–
6900	DI
+200	CO/–

5	
H	379
–	–
–	–
–	–

E1	
5500	–
1400	–
6900	DD
−200	CO/–

7	
H	413.5
–	–
–	–
–	–

E1	
5500	–
1400	–
6900	DI
+200	CO/–

9	
H	453.5
–	–
–	–
–	–

E1	
5500	–
1400	–
6900	DD
−200	CO/–

11	
H	498.5
–	–
–	–
–	–

E1	
5500	–
1400	–
6900	DI
+200	CO/–

13	
H	548
–	–
–	–
–	–

E1	
5500	–
1400	–
6900	DD
−200	CO/–

15	
H	597.5
–	–
–	–
–	–

E1	
5500	–
1400	–
6900	DI
+200	CO/–

17	
H	647
–	–
An	–
–	–

E1	
5500	–
1400	–
6900	DD
−200	CO/–

19	
H	692
–	–
–	–
–	–

E1	
5500	–
1400	–
6900	DI
+200	CO/–

22	
H	741
–	–
An	–
–	–
E1	
5500	–
1400	–
6900	DI
+200	CO/–

24	
H	790.5
–	–
–	–
–	–
E1	
5500	–
1400	–
6900	DD
−200	CO/–

26	
H	840
–	–
–	–
–	–
E1	
5500	–
1400	–
6900	DI
+200	CO/–

28	
H	889.5
–	–
–	–
–	–
E1	
5500	–
1400	–
6900	DD
−200	CO/–

30	
H	934.5
–	–
–	–
–	–
E1	
5500	–
1400	–
6900	DI
+200	CO/–

32	
H	984
–	–
–	–
–	–
E1	
5500	–
1400	–
6900	DI
0	CO/–

34	
H	033.5
–	–
–	–
–	–
E1	
5500	–
1400	–
6900	DD
−200	CO/–

36	
H	083
–	–
–	–
–	–
E1	
5500	–
1400	–
6900	DI
+200	CO/–

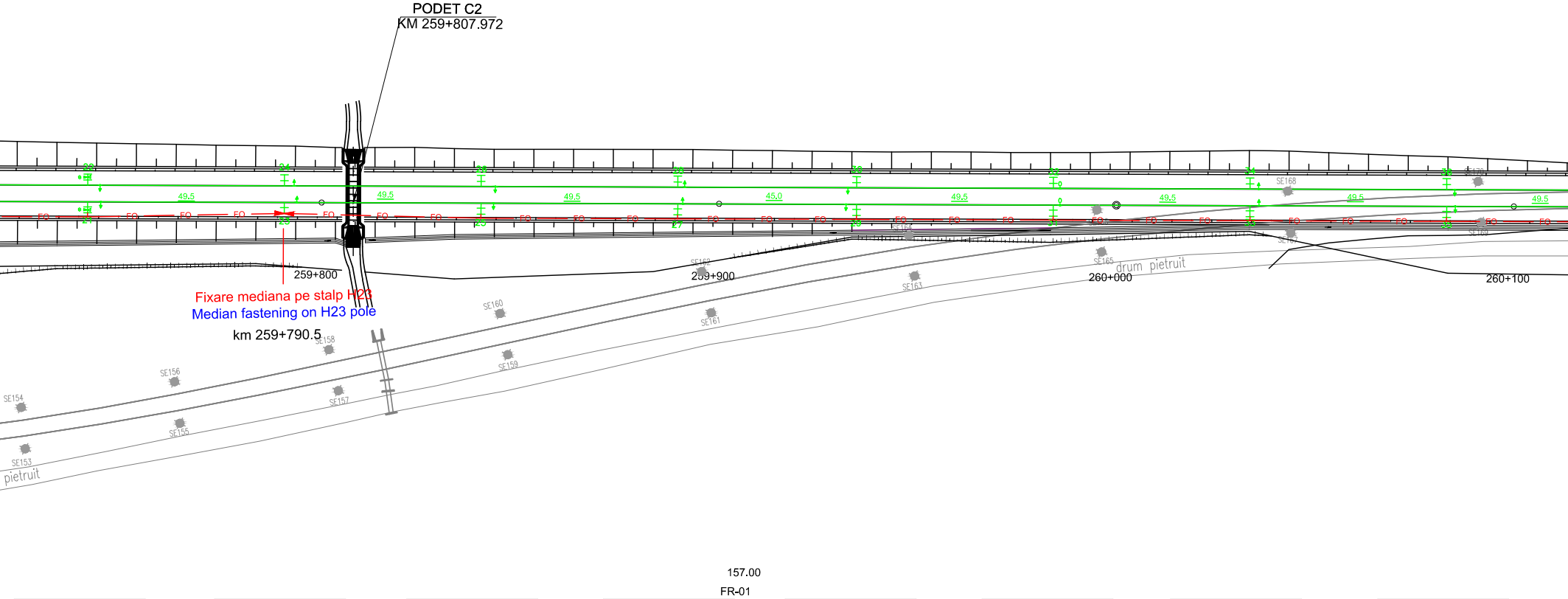
PODET C2
KM 259+807.972
259+800
259+900
260+000
260+100
49.5
45.0
FO
SE153
SE154
SE155
SE156
SE157
SE158
SE159
SE160
SE161
SE162
SE163
SE164
SE165
SE167
SE168
SE169
SE170
drum pietruit
pietruit
157.00
FR-01

Fixare mediana pe stalp H23

Median fastening on H23 pole

km 259+790.5

21	
H	741
–	–
An	–
–	–
E1	
5500	–
1400	–
6900	DD
−200	CO/–

23	
H	790.5
–	–
–	–
–	–
E1	
5500	–
1400	–
6900	DI
+200	CO/–

25	
H	840
–	–
–	–
–	–
E1	
5500	–
1400	–
6900	DD
−200	CO/–

27	
H	889.5
–	–
–	–
–	–
E1	
5500	–
1400	–
6900	DI
+200	CO/–

29	
H	934.5
–	–
–	–
–	–
E1	
5500	–
1400	–
6900	DD
−200	CO/–

31	
H	984
–	–
–	–
–	–
E1	
5500	–
1400	–
6900	DI
0	CO/–

33	
H	033.5
–	–
–	–
–	–
E1	
5500	–
1400	–
6900	DI
+200	CO/–

35	
H	083
–	–
–	–
–	–
E1	
5500	–
1400	–
6900	DD
−200	CO/–

38	
H	132.5
–	–
An	–
–	–

E1	
5500	–
1400	–
6900	DD
−200	CO/–

40	
H	172
–	–
–	–
–	–

E1	
5850	–
1450	–
7300	A
0	CO/–

E2	
5500	–
1400	–
6900	DI
+200	CO/–

42	
H	217
–	–
–	–
–	–

E1	
5500	–
1400	–
6900	DD
−200	CO/–

E2	
5850	–
1450	–
7300	A
0	CO/–

44	
H	266.5
–	–
An	–
–	–

E1	
5500	–
1400	–
6900	DI
+200	CO/–

46	
H	316
–	–
–	–
–	–

E1	
5500	–
1400	–
6900	DD
−200	CO/–

48	
H	365.5
–	–
–	–
–	–

E1	
5500	–
1400	–
6900	DI
+200	CO/–

50	
H	415
–	–
–	–
–	–

E1	
5500	–
1400	–
6900	DD
−200	CO/–

52	
H	460
–	–
–	–
–	–

E1	
5500	–
1400	–
6900	DI
+200	CO/–

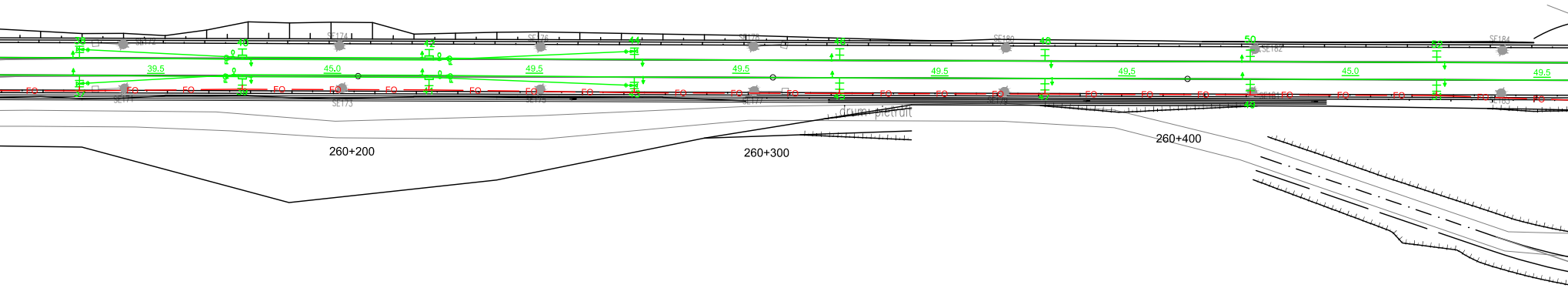
39.5
45.0
49.5
49.5
49.5
49.5
49.5
45.0
49.5
FO
SE174
SE176
SE182
SE184
SE173
drum pietruit
260+200
260+300
260+400

37	
H	132.5
–	–
An	–
–	–

E1	
5500	–
1400	–
6900	DI
+200	CO/–

39	
H	172
–	–
–	–
–	–

E1	
5850	–
1450	–
7300	A
0	CO/–

E2	
5500	–
1400	–
6900	DD
−200	CO/–

41	
H	217
–	–
–	–
–	–

E1	
5500	–
1400	–
6900	DI
+200	CO/–

E2	
5850	–
1450	–
7300	A
0	CO/–

43	
H	266.5
–	–
An	–
–	–

E1	
5500	–
1400	–
6900	DD
−200	CO/–

45	
H	316
–	–
–	–
–	–

E1	
5500	–
1400	–
6900	DI
+200	CO/–

47	
H	365.5
–	–
–	–
–	–

E1	
5500	–
1400	–
6900	DD
−200	CO/–

49	
H	415
–	–
–	–
–	–

E1	
5500	–
1400	–
6900	DI
+200	CO/–

51	
H	460
–	–
–	–
–	–

E1	
5500	–
1400	–
6900	DD
−200	CO/–

Ax pasaj la nivel
km 276+6

54	
H	509.5
–	–
–	–
–	–

E1	
5500	–
1400	–
6900	DD
−200	CPS/–

56	
H	559
–	–
–	–
–	–

E1	
5500	–
1400	–
6900	DI
+200	CPS/–

58	
H	608.8
–	–
–	–
–	–

E1	
5500	–
1400	–
6900	DD
−200	CPS/–

60	
H	658
–	–
–	–
–	–

E1	
5500	–
1400	–
6900	DI
+200	CPS/–

62	
H	703
–	–
An	–
–	–

E1	
5500	–
1400	–
6900	DD
−200	CO/–

64	
H	752.5
–	–
–	–
–	–

E1	
5500	–
1400	–
6900	DI
+200	CO/–

66	
H	802
–	–
An	–
–	–

E1	
5500	–
1400	–
6900	DD
−200	CO/–

68	
H	851.5
–	–
–	–
–	–

E1	
5500	–
1400	–
6900	DI
+200	CO/–

70	
H	901
–	–
–	–
–	–

E1	
5500	–
1400	–
6900	DD
−200	CO/–

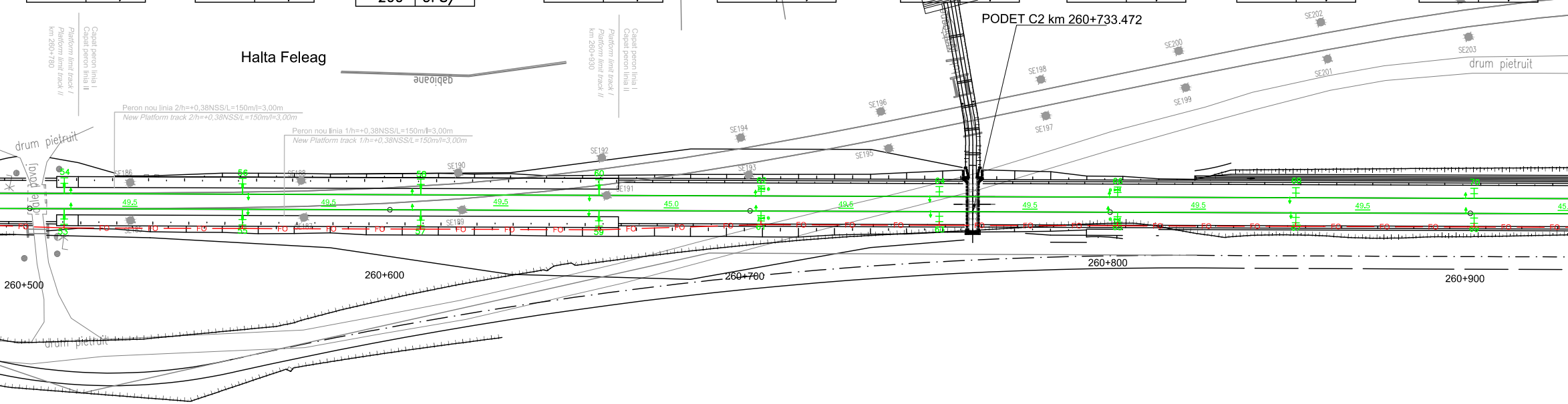
PODET C2 km 260+733.472
Halta Feleag
gabioane
Capat peron linia I
Capat peron linia II
Platform limit track I
Platform limit track II
km 260+780
Capat peron linia I
Capat peron linia II
Platform limit track I
Platform limit track II
km 260+930
Peron nou linia 2/h=+0,38NSS/L=150m/l=3,00m
New Platform track 2/h=+0,38NSS/L=150m/l=3,00m
Peron nou linia 1/h=+0,38NSS/L=150m/l=3,00m
New Platform track 1/h=+0,38NSS/L=150m/l=3,00m
drum pietruit
drum pietruit
drum pietruit
gabioane
SE186
SE188
SE190
SE191
SE192
SE193
SE194
SE195
SE196
SE197
SE198
SE199
SE200
SE201
SE202
SE203
49.5
45.0
260+500
260+600
260+700
260+800
260+900

53	
H	509.9
–	–
–	–
–	–

E1	
5500	–
1400	–
6900	DI
+200	CPS/–

55	
H	559
–	–
–	–
–	–

E1	
5500	–
1400	–
6900	DD
−200	CPS/–

57	
H	608.5
–	–
–	–
–	–

E1	
5500	–
1400	–
6900	DI
+200	CPS/–

59	
H	658
–	–
–	–
–	–

E1	
5500	–
1400	–
6900	DD
−200	CPS/–

61	
H	703
–	–
An	–
–	–

E1	
5500	–
1400	–
6900	DI
+200	CO/–

63	
H	752.5
–	–
–	–
–	–

E1	
5500	–
1400	–
6900	DD
−200	CO/–

65	
H	802
–	–
An	–
–	–

E1	
5500	–
1400	–
6900	DI
+200	CO/–

67	
H	851.5
–	–
–	–
–	–

E1	
5500	–
1400	–
6900	DD
−200	CO/–

69	
H	901
–	–
–	–
–	–

E1	
5500	–
1400	–
6900	DI
+200	CO/–

72	
H	946
–	–
–	–
–	–

E1	
5500	–
1400	–
6900	DI
+200	CO/–

74	
H	991
–	–
–	–
–	–

E1	
5500	–
1400	–
6900	DD
–200	CO/–

76	
H	040.5
–	–
–	–
–	–

E1	
5500	–
1400	–
6900	DI
+200	CO/–

78	
H	090
–	–
–	–
–	–

E1	
5500	–
1400	–
6900	DD
–200	CO/–

80	
H	139.5
–	–
–	–
–	–

E1	
5500	–
1400	–
6900	DI
0	CO/–

82	
H	189
–	–
–	–
–	–

E1	
5500	–
1400	–
6900	DI
+200	CO/–

84	
H	234
–	–
An	–
–	–

E1	
5500	–
1400	–
6900	DD
–200	CO/–

86	
H	274.5
–	–
–	–
–	–

E1	
5850	–
1450	–
7300	A
0	CO/–

E2	
5500	–
1400	–
6900	DI
+200	CO/–

88	
H	306.5
–	–
–	–
–	–

E1	
5500	–
1400	–
6900	DD
–200	CO/–

E2	
5850	–
1450	–
7300	A
0	CO/–

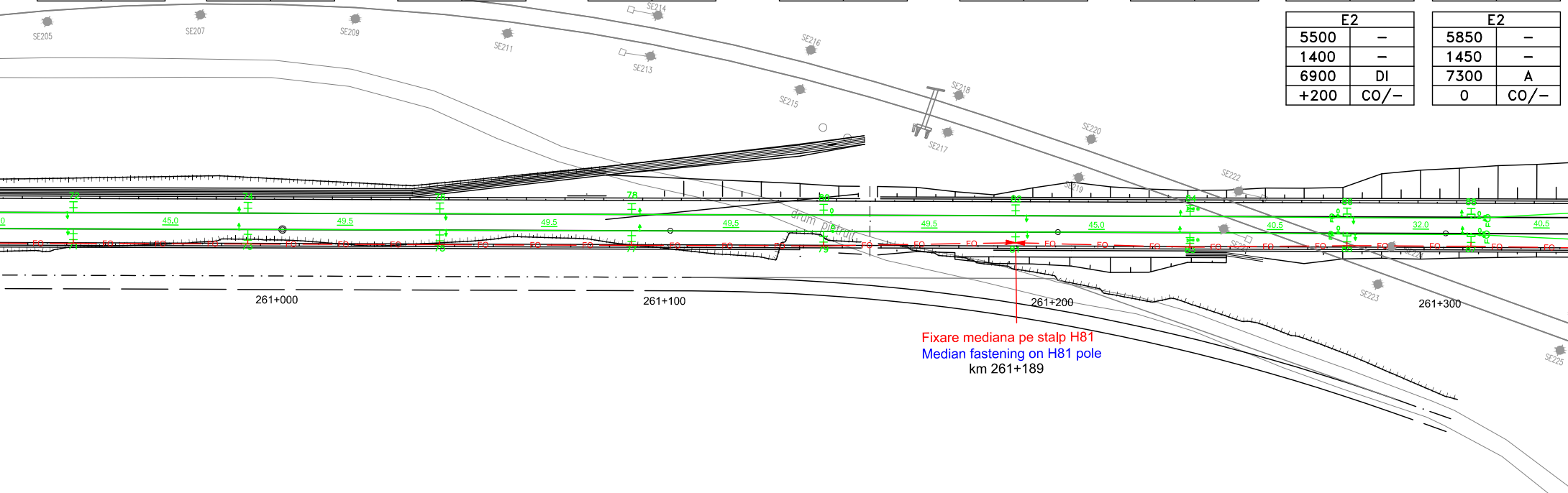
SE205
SE206
SE207
SE208
SE209
SE210
SE211
SE212
SE213
SE214
SE215
SE216
SE217
SE218
SE219
SE220
SE222
SE223
SE225
45.0
49.5
49.5
49.5
49.5
45.0
40.5
32.0
40.5
FO
drum pietruit
261+000
261+100
261+200
261+300

Fixare mediana pe stalp H81
Median fastening on H81 pole
km 261+189

71	
H	946
–	–
–	–
–	–

E1	
5500	–
1400	–
6900	DD
–200	CO/–

73	
H	991
–	–
–	–
–	–

E1	
5500	–
1400	–
6900	DI
+200	CO/–

75	
H	040.5
–	–
–	–
–	–

E1	
5500	–
1400	–
6900	DD
–200	CO/–

77	
H	090
–	–
–	–
–	–

E1	
5500	–
1400	–
6900	DI
+200	CO/–

79	
H	139.5
–	–
–	–
–	–

E1	
5500	–
1400	–
6900	DI
0	CO/–

81	
H	189
–	–
–	–
–	–

E1	
5500	–
1400	–
6900	DD
–200	CO/–

83	
H	234
–	–
An	–
–	–

E1	
5500	–
1400	–
6900	DI
+200	CO/–

85	
H	274.5
–	–
–	–
–	–

E1	
5850	–
1450	–
7300	A
0	CO/–

E2	
5500	–
1400	–
6900	DD
–200	CO/–

87	
H	306.5
–	–
–	–
–	–

E1	
5500	–
1400	–
6900	DI
+200	CO/–

E2	
5850	–
1450	–
7300	A
0	CO/–

90		92		94		96		98		100		102		104		106	
H	347	H	392	H	446	H	491	H	540.5	H	590	H	639.5	H	689	H	734
–	–	–	–	–	–	–	–	–	–	–	–	–	–	–	–	–	–
An	–	–	–	–	–	–	–	–	–	–	–	–	–	–	–	–	–
–	–	–	–	–	–	–	–	–	–	–	–	–	–	–	–	–	–

E1		E1		E1		E1		E1		E1		E1		E1		E1	
5500	–	5500	–	5500	–	5500	–	5500	–	5500	–	5500	–	5500	–	5500	–
1400	–	1400	–	1400	–	1400	–	1400	–	1400	–	1400	–	1400	–	1400	–
6900	DI	6900	DD	6900	DI	6900	DD	6900	DI	6900	DD	6900	DI	6900	DD	6900	DI
+200	CO/–	–200	CO/–	+200	CO/–	–200	CO/–	+200	CO/–	–200	CO/–	+200	CO/–	–200	CO/–	+200	CO/–

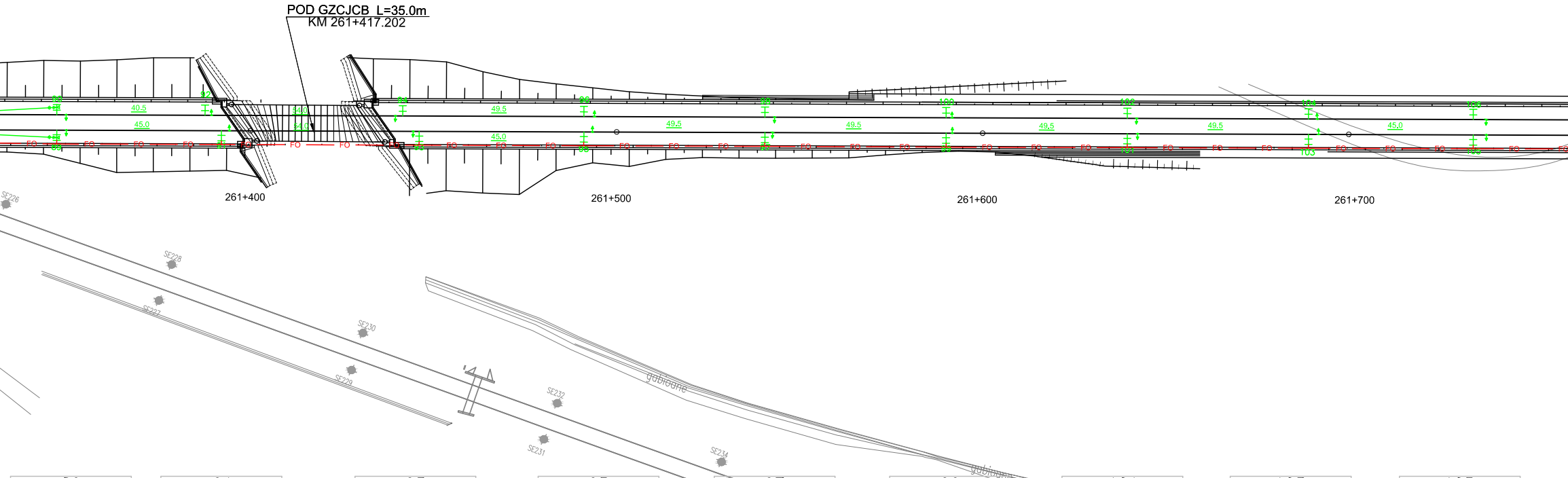
POD GZCJCB L=35.0m
KM 261+417.202
261+400
261+500
261+600
261+700
40.5
45.0
49.5
SE226
SE227
SE228
SE229
SE230
SE231
SE232
SE234
gabioane
gabioane
drum pietruit
podet dalot
km 277+

89		91		93		95		97		99		101		103		105	
H	347	H	392	H	446	H	491	H	540.5	H	590	H	639.5	H	689	H	734
–	–	–	–	–	–	–	–	–	–	–	–	–	–	–	–	–	–
An	–	–	–	–	–	–	–	–	–	–	–	–	–	–	–	–	–
–	–	–	–	–	–	–	–	–	–	–	–	–	–	–	–	–	–

E1		E1		E1		E1		E1		E1		E1		E1		E1	
5500	–	5500	–	5500	–	5500	–	5500	–	5500	–	5500	–	5500	–	5500	–
1400	–	1400	–	1400	–	1400	–	1400	–	1400	–	1400	–	1400	–	1400	–
6900	DD	6900	DI	6900	DD	6900	DI	6900	DD	6900	DI	6900	DD	6900	DI	6900	DD
–200	CO/–	+200	CO/–	–200	CO/–	+200	CO/–	–200	CO/–	+200	CO/–	–200	CO/–	+200	CO/–	–200	CO/–

108	
H	783.5
–	–
An	–
–	–

E1	
5500	–
1400	–
6900	DD
–200	CO/–

110	
H	833
–	–
–	–
–	–

E1	
5500	–
1400	–
6900	DI
+200	CO/–

112	
H	882.5
–	–
An	–
–	–

E1	
5500	–
1400	–
6900	DD
–200	CO/–

114	
H	932
–	–
–	–
–	–

E1	
5500	–
1400	–
6900	DI
+200	CO/–

116	
H	981.5
–	–
–	–
–	–

E1	
5500	–
1400	–
6900	DD
–200	CO/–

118	
H	035.5
–	–
–	–
–	–

E1	
5500	–
1400	–
6900	DI
+200	CO/–

120	
H	076
–	–
–	–
–	–

E1	
5500	–
1400	–
6900	DD
–200	CO/–

122	
H	125.5
–	–
–	–
–	–

E1	
5500	–
1400	–
6900	DI
+200	CO/–

124	
H	175
–	–
–	–
–	–

E1	
5500	–
1400	–
6900	DD
–200	CO/–

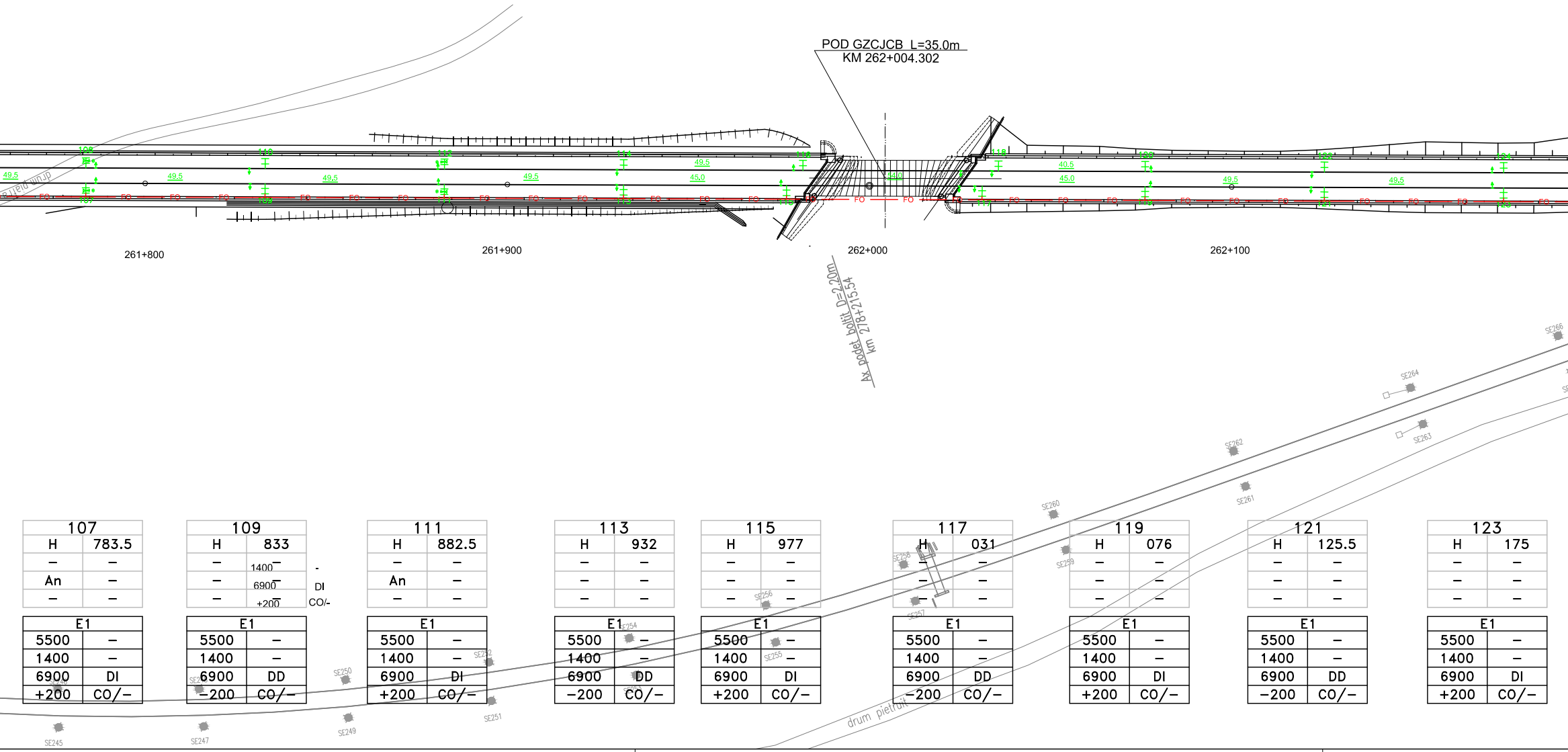
POD GZCJCB L=35.0m
KM 262+004.302
261+800
261+900
262+000
262+100
Ax podet boltit D=2.20m
km 278+215.54
drum pietruit
drum pietruit
FO
49.5
45.0
40.5
54.0
108
110
112
114
116
118
120
122
124
107
109
111
113
115
117
119
121
123
SE245
SE247
SE249
SE250
SE251
SE252
SE254
SE255
SE256
SE257
SE258
SE259
SE260
SE261
SE262
SE263
SE264
SE266

107	
H	783.5
–	–
An	–
–	–

E1	
5500	–
1400	–
6900	DI
+200	CO/–

109		
H	833	
–	1400 –	-
–	6900 –	DI
–	+200 –	CO/-

E1	
5500	–
1400	–
6900	DD
–200	CO/–

111	
H	882.5
–	–
An	–
–	–

E1	
5500	–
1400	–
6900	DI
+200	CO/–

113	
H	932
–	–
–	–
–	–

E1	
5500	–
1400	–
6900	DD
–200	CO/–

115	
H	977
–	–
–	–
–	–

E1	
5500	–
1400	–
6900	DI
+200	CO/–

117	
H	031
–	–
–	–
–	–

E1	
5500	–
1400	–
6900	DD
–200	CO/–

119	
H	076
–	–
–	–
–	–

E1	
5500	–
1400	–
6900	DI
+200	CO/–

121	
H	125.5
–	–
–	–
–	–

E1	
5500	–
1400	–
6900	DD
–200	CO/–

123	
H	175
–	–
–	–
–	–

E1	
5500	–
1400	–
6900	DI
+200	CO/–

126	
H	224.5
–	–
–	–
–	–

E1	
5500	–
1400	–
6900	DI
+200	CO/–

128	
H	269.5
–	–
An	–
–	–

E1	
5500	–
1400	–
6900	DD
–200	CO/–

130	
H	319
–	–
–	–
–	–

E1	
6000	–
1300	–
7300	A
–350	CO/–

E2	
5500	–
1400	–
6900	DD
–150	CO/–

132	
H	368.5
–	–
–	–
–	–

E1	
5500	–
2000	–
7500	DD
–350	CO/–

E2	
5850	–
1300	–
6800	DD
–150	CO/–

134	
H	418
–	–
–	–
–	–

134

HEA300

3

E1	
5500	–
1400	–
6900	DD
–150	CO/–

E2	
6000	–
1300	–
7300	A
–50	CO/–

136	
H	467.5
–	–
As	–
–	–

E1	
5500	–
1400	–
6900	DD
–250	CO/–

138	
H	517
–	–
–	–
–	–

E1	
5500	–
1400	–
6900	DD
–150	CO/–

140	
H	562
–	–
–	–
–	–

E1	
5500	–
1400	–
6900	DD
–250	CO/–

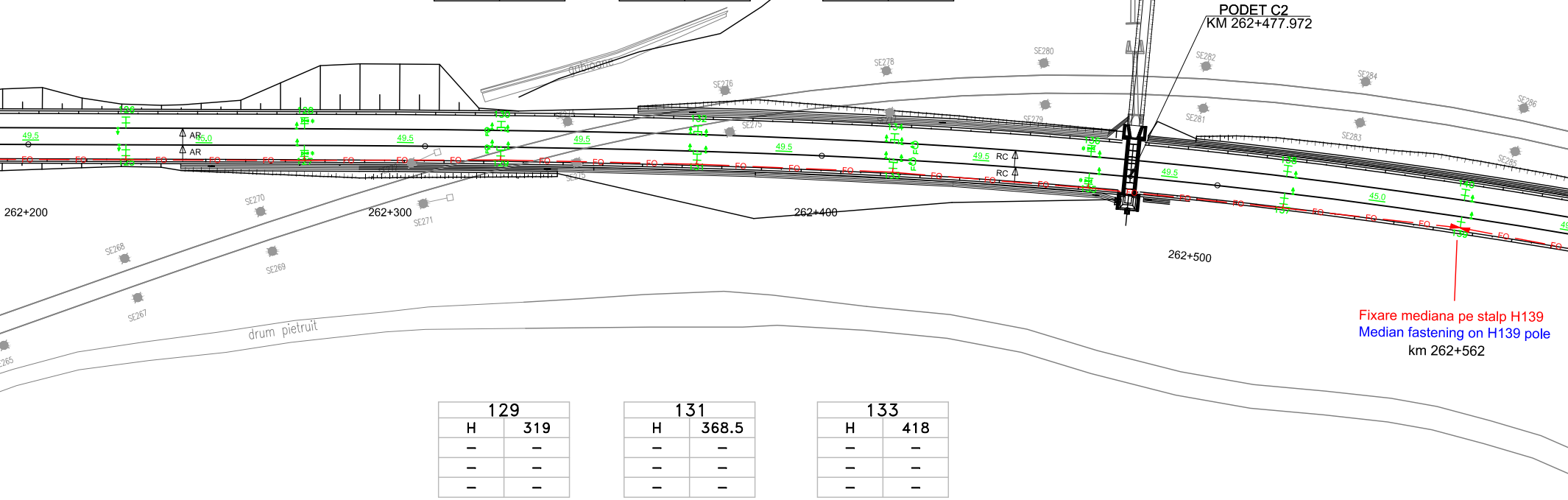
PODET C2
KM 262+477.972
gabioane
262+200
262+300
262+400
262+500
drum pietruit
AR
RC
49.5
45.0
FO
SE267
SE268
SE269
SE270
SE271
SE275
SE276
SE278
SE279
SE280
SE281
SE282
SE283
SE284
SE285
SE286

Fixare mediana pe stalp H139

Median fastening on H139 pole

km 262+562

129	
H	319
–	–
–	–
–	–

E1	
6000	–
1300	–
7300	A
+350	CO/–

E2	
5500	–
1400	–
6900	DI
+150	CO/–

131	
H	368.5
–	–
–	–
–	–

E1	
5500	–
2000	–
7500	DI
350	CO/–

E2	
5500	–
1300	–
6800	DI
+150	CO/–

133	
H	418
–	–
–	–
–	–

E1	
5500	–
1400	–
6900	DI
+150	CO/–

E2	
6000	–
1300	–
7300	A
+50	CO/–

125	
H	224.5
–	–
–	–
–	–

E1	
5500	–
1400	–
6900	DD
–200	CO/–

127	
H	269.5
–	–
An	–
–	–

E1	
5500	–
1400	–
6900	DI
+200	CO/–

135	
H	467.5
–	–
As	–
–	–

E1	
5500	–
1400	–
6900	DI
+250	CO/–

137	
H	517
–	–
–	–
–	–

E1	
5500	–
1400	–
6900	DI
+150	CO/–

139	
H	562
–	–
–	–
–	–

E1	
5500	–
1400	–
6900	DI
+250	CO/–

142	
H	611.5
–	–
–	–
–	–

E1	
5500	–
1400	–
6900	DD
–150	CO/–

144	
H	661
–	–
–	–
–	–

E1	
5500	–
1400	–
6900	DD
–250	CO/–

146	
H	710.5
–	–
–	–
–	–

E1	
5500	–
1400	–
6900	DD
–150	CO/–

LEGENDA TELECOMUNICATII
TELECOMMUNICATIONS LEGEND:

— FO — FO —	Cablu FO aerian proiectat Designed aerial OF cable
— FO — FO —	Cablu FO special pentru tunel proiectat Designed special OF cable for tunnels
N ●	Stalp de beton proiectat Designed concrete pole
●	Stalp de beton existent - demontat Dismounted existing concrete pole
CM ◇	Cameretа de beton proiectata / Designed concrete handhole

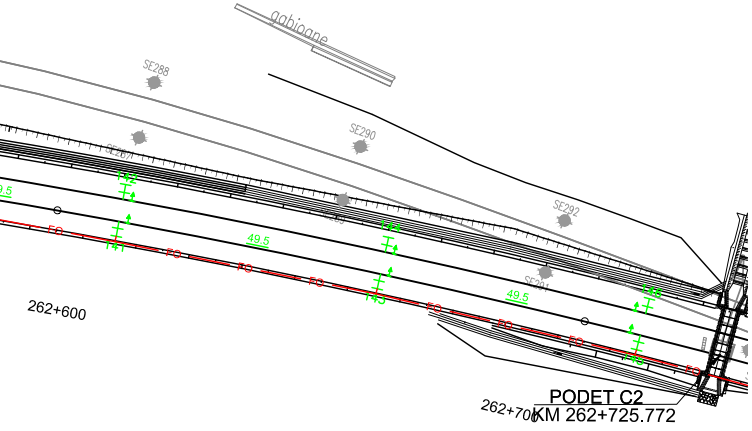

gabioane
SE288
SE290
SE292
49.5
49.5
FO
262+600
PODET C2
262+700
KM 262+725.772

DESCRIEREA LUCRARILOR

Lucrarile de protejare a cablului cu fibre optice existent se vor realiza in 2 faze.

Faza 2

Lucrările la cablul cu fibre optice in faza 2 vor fi executate după terminarea construcţiei firului 2 proiectat şi plantarea noilor stâlpi metalici ai liniei de contact.

Instalarea noului cablu cu fibre optice se va face pe partea dreaptă a căii ferate, atât aerian pe stâlpii liniei de contact, cât şi subteran.

Cablul proiectat va avea 5 secţiuni, după cum urmează:

1) între capătul Y al staţiei Archita (secţiunea începe de la noua clădirea a staţiei Archita) şi stâlpul H197 cablul aerian va avea fixări mediane pe stîlpii H23, H81 şi H139; pe stâlpul H197 cablul se joncţionează de secţiunea următoare
2) urmează o secţiune aeriană scurtă între stâlpii H197 şi stâlpul proiectat la km 265+384 (intrarea în tunelul Mureni); în camereta de la km 265+384 cablul aerian se va joncţiona de cablul special din tunel
3) în interiorul tunelului cablul special se va instala în canalul de beton pentru cabluri; în camereta de la km 266+250 (capăt Y tunel Mureni) cablul subteran se va joncţiona cu cablul aerian al secţiunii următoare
4) între camereta de la km 266+250 şi stâlpul H 389 cablul cu fibre optice se va instala aerian pe stâlpii metalici; cablul aerian va avea o fixare mediană pe stîlpul H327, iar pe stâlpul H 389 cablul se joncţionează de secţiunea următoare
5) între stâlpul H389 şi semnalul de intrare X staţia Vânători, cablul aerian va avea o supratraversare a liniilor c.f. între stâlpii H453 - SN.

După preluarea comunicaţiilor pe noul cablu, cablurile instalate în fazele precedente se vor demonta.

DESCRITION OF THE DESIGNED WORKS

The protection of the existing fiber optic cable will be performed in 2 phases.

2nd Phase

The works at the fiber optic cable in the 2nd phase will be performed after the finishing of construction of the designed track 2 and the planting of the new metallic poles of the traction line.

The installation of the new fiber optic cable will be made on the right side of the rail tracks both aerial in the traction line poles and underground.

The designed cable will have 5 sections as follows:

1) between the Y end of station Archita (the section starts from the new station building Archita) and the H197 pole the aerial cable will have median fastenings on the H23, H81 and H139 poles; on the H197 pole the cable will be jointed to the next section
2) it continue with a short aerial section between the H197 pole and the designed pole at km 265+384 (entrance in the Mureni tunnel); in the handhole at km 265+384 the aerial cable will jointed with the special cable from tunnel
3) inside the tunnel the special cable will be installed in the concrete channel for cables; in the handhole at km 266+250 (Y end of Mureni tunnel) the special cable will be jointed with the aerial cable of the next section
4) between the designed pole at km 266+250 and the H389 the fiber optic cable will be installed aerial on the metallic poles; the aerial cable will have one median fastening on the H327 pole and on the H 389 pole the cable will be jointed to the next section
5) between the H389 pole and the X entrance signal station Vânători, the aerial cable will have one over-crossing of the rail tracks between the H453 and SN poles.
5) între stâlpul H389 şi semnalul de intrare X staţia Vânători, cablul aerian va avea o supratraversare a liniilor c.f. între stâlpii H453 - SN.

After taking over of the communications on the new fibre optic cable, the cables installed in the previous phases will be dismounted.

141	
H	611.5
–	–
–	–
–	–

E1	
5500	–
1400	–
6900	DI
+150	CO/–

143	
H	661
–	–
–	–
–	–

E1	
5500	–
1400	–
6900	DI
+250	CO/–

145	
H	710.5
–	–
–	–
–	–

E1	
5500	–
1400	–
6900	DI
+150	CO/–

D					
C					
B					
A					
Indice Index	Data Date	Modificare Modification/Revision	Proiectant Designer	Aprobat Consultant Approved Consultant	Aprobat CFR Approved CFR

GUVERNUL ROMANIEI
ROMANIAN GOVERNMENT

PROIECT FINANŢAT DE UNIUNEA EUROPEANĂ
EUROPEAN UNION FINANCED PROJECT

CLIENT / CLIENT

C.N.C.F. "C.F.R." - S.A.

ITALFERR
GRUPPO FERROVIE DELLO STATO
Joint Venture leader

Scott Wilson

OBERMEYER
PLANEN + BERATEN GmbH

TECNIC
Consulting Engineers

CONSULTANT / CONSULTANT

			Data Date	Semnătură Signature
Aprobat Approved	Şef proiect Project manager	R. Liuzza		
Aprobat Approved	Coordonator Secţiune 1 Section 1 Coordinator	C. Gambelli		
Verificat Checked	Expert Verificator Checking Expert	Pino Amodio		

SUBCONTRACTANT / SUBCONTRACTOR AREX COMPANY

Aprobat Approved	Responsabil Subcontractant Subcontractor Responsible	A.Stanciu - Dinulescu	02.2012	
Întocmit Elaborated	Proiectant Designer	Gabriela Trifan	02.2012	

Reabilitarea liniei de cale ferata Brasov - Simeria, parte componentă a coridorului IV Pan European, pentru circulaţia trenurilor cu viteza maximă de 160 km/h,
Tronsonul : Brasov - Sighisoara
Rehabilitation of the railway line Brasov - Simeria, component Part of the IV Pan-European Corridor, for the trains circulation with maximum speed of 160 km/h,
Section : Brasov - Sighisoara

Proiect/Project
2004/RO/16/P/PA/003

Faza / Phase:
P.Th. / T.D.

Denumire desen / Drawing Title :

Mutarea si protejarea cablului FO existent - Faza 2
Plan de situatie - interval ARCHITA-VANATORI Section - Layout Plan
Removal and protection of existing OF cable - 2nd Phase

Codificare / Codification System	Scara / Scale 1:1000	LOT / LOT	Nr. / No 03/ 06

E A 5 1 | 0 1 | C | 1 6 | L 7 | T C | 0 8 | 9 | 1 | 0 0 1 | 1