2	
H	289
–	–
–	–
–	–

E1	
5500	–
1400	–
6900	DI
+200	CO/–

4	
H	334
–	–
–	–
–	–

E1	
5500	–
1400	–
6900	DD
–200	CO/–

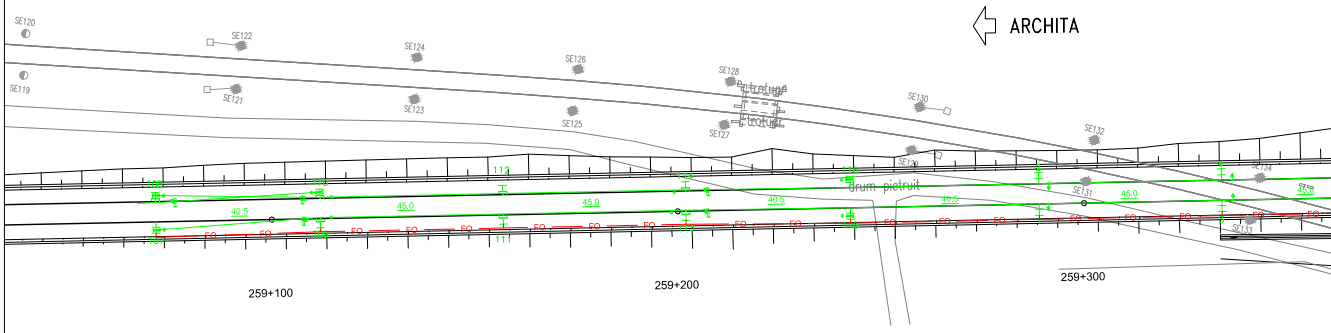
ARCHITA
SE119
SE120
SE121
SE122
SE123
SE124
SE125
SE126
SE127
SE128
trotuar
trotuar
SE129
SE130
SE131
SE132
SE133
SE134
drum pietruit
107
108
109
110
111
112
113
114
115
116
2
3
4
40.5
45.0
45.0
40.5
40.5
45.0
45.0
FO
259+100
259+200
259+300

1	
H	289
–	–
–	–
–	–

E1	
5500	–
1400	–
6900	DD
–200	CO/–

3	
H	334
–	–
–	–
–	–

E1	
5500	–
1400	–
6900	DI
+200	CO/–

6	
H	379
–	–
–	–
–	–

E1	
5500	–
1400	–
6900	DI
+200	CO/–

8	
H	413.5
–	–
–	–
–	–

E1	
5500	–
1400	–
6900	DD
–200	CO/–

10	
H	453.5
–	–
–	–
–	–

E1	
5500	–
1400	–
6900	DI
+200	CO/–

12	
H	498.5
–	–
–	–
–	–

E1	
5500	–
1400	–
6900	DD
–200	CO/–

14	
H	548
–	–
–	–
–	–

E1	
5500	–
1400	–
6900	DI
+200	CO/–

16	
H	597.5
–	–
–	–
–	–

E1	
5500	–
1400	–
6900	DD
–200	CO/–

18	
H	647
–	–
An	–
–	–

E1	
5500	–
1400	–
6900	DI
+200	CO/–

20	
H	692
–	–
–	–
–	–

E1	
5500	–
1400	–
6900	DD
–200	CO/–

22	
H	741
–	–
An	–
–	–

E1	
5500	–
1400	–
6900	DI
+200	CO/–

24	
H	790.5
–	–
–	–
–	–

E1	
5500	–
1400	–
6900	DD
–200	CO/–

26	
H	840
–	–
–	–
–	–

E1	
5500	–
1400	–
6900	DI
+200	CO/–

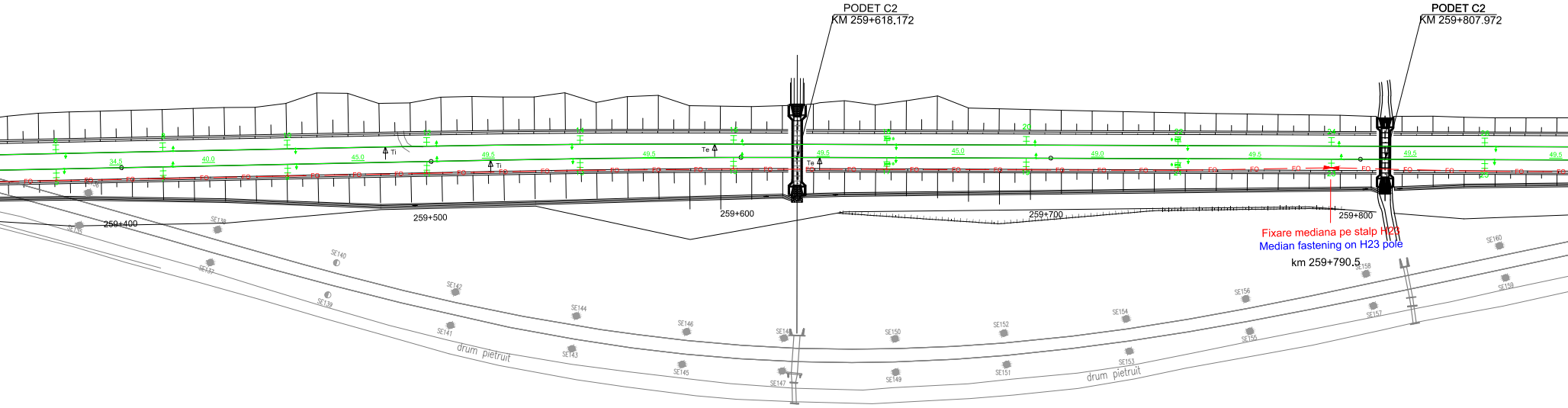
PODET C2
KM 259+618.172
PODET C2
KM 259+807.972
259+400
259+500
259+600
259+700
259+800
Fixare mediana pe stalp H23
Median fastening on H23 pole
km 259+790.5
drum pietruit
drum pietruit
Ti
Ti
Te
Te
FO
34.5
40.0
45.0
49.5
49.0
SE140
SE142
SE144
SE146
SE148
SE150
SE152
SE154
SE156
SE158
SE160
SE137
SE139
SE141
SE143
SE145
SE147
SE149
SE151
SE153
SE155
SE157
SE159

5	
H	379
–	–
–	–
–	–

E1	
5500	–
1400	–
6900	DD
–200	CO/–

7	
H	413.5
–	–
–	–
–	–

E1	
5500	–
1400	–
6900	DI
+200	CO/–

9	
H	453.5
–	–
–	–
–	–

E1	
5500	–
1400	–
6900	DD
–200	CO/–

11	
H	498.5
–	–
–	–
–	–

E1	
5500	–
1400	–
6900	DI
+200	CO/–

13	
H	548
–	–
–	–
–	–

E1	
5500	–
1400	–
6900	DD
–200	CO/–

15	
H	597.5
–	–
–	–
–	–

E1	
5500	–
1400	–
6900	DI
+200	CO/–

17	
H	647
–	–
An	–
–	–

E1	
5500	–
1400	–
6900	DD
–200	CO/–

19	
H	692
–	–
–	–
–	–

E1	
5500	–
1400	–
6900	DI
+200	CO/–

21	
H	741
–	–
An	–
–	–

E1	
5500	–
1400	–
6900	DD
–200	CO/–

23	
H	790.5
–	–
–	–
–	–

E1	
5500	–
1400	–
6900	DI
+200	CO/–

25	
H	840
–	–
–	–
–	–

E1	
5500	–
1400	–
6900	DD
–200	CO/–

28	
H	889.5
–	–
–	–
–	–

E1	
5500	–
1400	–
6900	DD
–200	CO/–

30	
H	934.5
–	–
–	–
–	–

E1	
5500	–
1400	–
6900	DI
+200	CO/–

32	
H	984
–	–
–	–
–	–

E1	
5500	–
1400	–
6900	DI
0	CO/–

34	
H	033.5
–	–
–	–
–	–

E1	
5500	–
1400	–
6900	DD
–200	CO/–

36	
H	083
–	–
–	–
–	–

E1	
5500	–
1400	–
6900	DI
+200	CO/–

38	
H	132.5
–	–
An	–
–	–

E1	
5500	–
1400	–
6900	DD
–200	CO/–

40	
H	172
–	–
–	–
–	–

E1	
5850	–
1450	–
7300	A
0	CO/–

E2	
5500	–
1400	–
6900	DI
+200	CO/–

42	
H	217
–	–
–	–
–	–

E1	
5500	–
1400	–
6900	DD
–200	CO/–

E2	
5850	–
1450	–
7300	A
0	CO/–

44	
H	266.5
–	–
An	–
–	–

E1	
5500	–
1400	–
6900	DI
+200	CO/–

46	
H	316
–	–
–	–
–	–

E1	
5500	–
1400	–
6900	DD
–200	CO/–

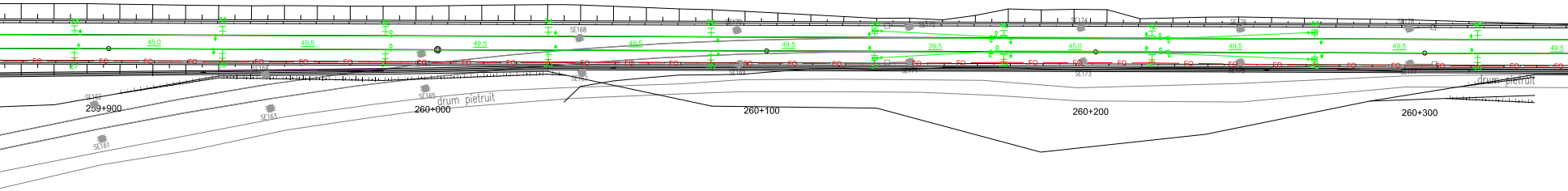
28
30
32
34
36
38
40
42
44
46
27
29
31
33
35
37
39
41
43
45
45.0
49.5
49.5
49.5
49.5
49.5
39.5
45.0
49.5
49.5
49.5
FO
SE161
SE162
SE163
SE164
SE165
SE167
SE168
SE169
SE170
SE171
SE172
SE173
SE174
SE176
SE177
SE178
drum pietruit
drum pietruit
259+900
260+000
260+100
260+200
260+300

157.00

FR-01

27	
H	889.5
–	–
–	–
–	–

E1	
5500	–
1400	–
6900	DI
+200	CO/–

29	
H	934.5
–	–
–	–
–	–

E1	
5500	–
1400	–
6900	DD
–200	CO/–

31	
H	984
–	–
–	–
–	–

E1	
5500	–
1400	–
6900	DI
0	CO/–

33	
H	033.5
–	–
–	–
–	–

E1	
5500	–
1400	–
6900	DI
+200	CO/–

35	
H	083
–	–
–	–
–	–

E1	
5500	–
1400	–
6900	DD
–200	CO/–

37	
H	132.5
–	–
An	–
–	–

E1	
5500	–
1400	–
6900	DI
+200	CO/–

39	
H	172
–	–
–	–
–	–

E1	
5850	–
1450	–
7300	A
0	CO/–

E2	
5500	–
1400	–
6900	DD
–200	CO/–

41	
H	217
–	–
–	–
–	–

E1	
5500	–
1400	–
6900	DI
+200	CO/–

E2	
5850	–
1450	–
7300	A
0	CO/–

43	
H	266.5
–	–
An	–
–	–

E1	
5500	–
1400	–
6900	DD
–200	CO/–

45	
H	316
–	–
–	–
–	–

E1	
5500	–
1400	–
6900	DI
+200	CO/–

48		50		52		54		56		58		60		62		64		66		68		70	
H	365.5	H	415	H	460	H	509.5	H	559	H	608.8	H	658	H	703	H	752.5	H	802	H	851.5	H	901
–	–	–	–	–	–	–	–	–	–	–	–	–	–	–	–	–	–	–	–	–	–	–	–
–	–	–	–	–	–	–	–	–	–	–	–	–	–	An	–	–	–	An	–	–	–	–	–
–	–	–	–	–	–	–	–	–	–	–	–	–	–	–	–	–	–	–	–	–	–	–	–
E1		E1		E1		E1		E1		E1		E1		E1		E1		E1		E1		E1	
5500	–	5500	–	5500	–	5500	–	5500	–	5500	–	5500	–	5500	–	5500	–	5500	–	5500	–	5500	–
1400	–	1400	–	1400	–	1400	–	1400	–	1400	–	1400	–	1400	–	1400	–	1400	–	1400	–	1400	–
6900	DI	6900	DD	6900	DI	6900	DD	6900	DI	6900	DD	6900	DI	6900	DD	6900	DI	6900	DD	6900	DI	6900	DD
+200	CO/–	−200	CO/–	+200	CO/–	−200	CPS/–	+200	CPS/–	−200	CPS/–	+200	CPS/–	−200	CO/–	+200	CO/–	−200	CO/–	+200	CO/–	−200	CO/–

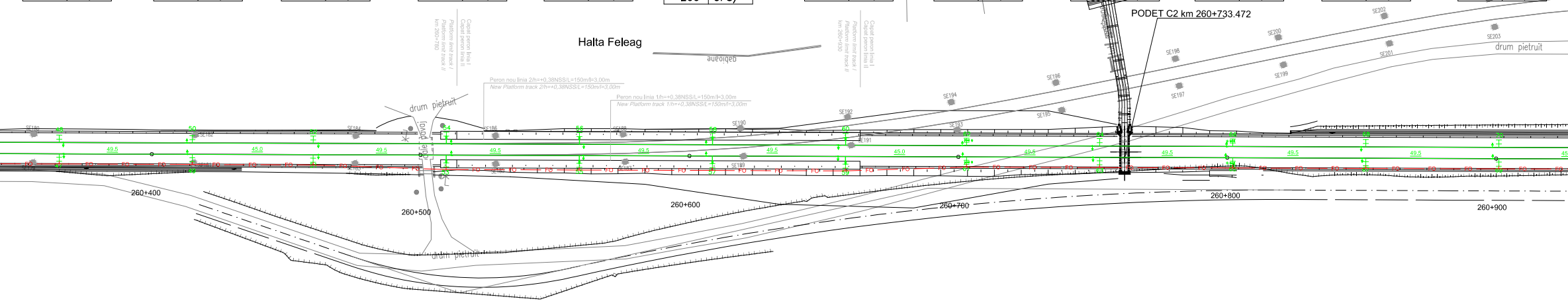
Ax pasaj la nivel km 276+6
Halta Feleag
gabioane
PODET C2 km 260+733.472
drum pietruit
drum pietruit
drum pietruit
Peron nou linia 2/h=+0,38NSS/L=150m/l=3,00m
New Platform track 2/h=+0,38NSS/L=150m/l=3,00m
Peron nou linia 1/h=+0,38NSS/L=150m/l=3,00m
New Platform track 1/h=+0,38NSS/L=150m/l=3,00m
Capat peron linia I
Capat peron linia II
Platform limit track I
Platform limit track II
260+400
260+500
260+600
260+700
260+800
260+900
FO
49.5
45.0

47		49		51		53		55		57		59		61		63		65		67		69	
H	365.5	H	415	H	460	H	509.9	H	559	H	608.5	H	658	H	703	H	752.5	H	802	H	851.5	H	901
–	–	–	–	–	–	–	–	–	–	–	–	–	–	–	–	–	–	–	–	–	–	–	–
–	–	–	–	–	–	–	–	–	–	–	–	–	–	An	–	–	–	An	–	–	–	–	–
–	–	–	–	–	–	–	–	–	–	–	–	–	–	–	–	–	–	–	–	–	–	–	–
E1		E1		E1		E1		E1		E1		E1		E1		E1		E1		E1		E1	
5500	–	5500	–	5500	–	5500	–	5500	–	5500	–	5500	–	5500	–	5500	–	5500	–	5500	–	5500	–
1400	–	1400	–	1400	–	1400	–	1400	–	1400	–	1400	–	1400	–	1400	–	1400	–	1400	–	1400	–
6900	DD	6900	DI	6900	DD	6900	DI	6900	DD	6900	DI	6900	DD	6900	DI	6900	DD	6900	DI	6900	DD	6900	DI
−200	CO/–	+200	CO/–	−200	CO/–	+200	CPS/–	−200	CPS/–	+200	CPS/–	−200	CPS/–	+200	CO/–	−200	CO/–	+200	CO/–	−200	CO/–	+200	CO/–

72	
H	946
–	–
–	–
–	–

E1	
5500	–
1400	–
6900	DI
+200	CO/–

74	
H	991
–	–
–	–
–	–

E1	
5500	–
1400	–
6900	DD
–200	CO/–

76	
H	040.5
–	–
–	–
–	–

E1	
5500	–
1400	–
6900	DI
+200	CO/–

78	
H	090
–	–
–	–
–	–

E1	
5500	–
1400	–
6900	DD
–200	CO/–

80	
H	139.5
–	–
–	–
–	–

E1	
5500	–
1400	–
6900	DI
0	CO/–

82	
H	189
–	–
–	–
–	–

E1	
5500	–
1400	–
6900	DI
+200	CO/–

84	
H	234
–	–
An	–
–	–

E1	
5500	–
1400	–
6900	DD
–200	CO/–

86	
H	274.5
–	–
–	–
–	–

E1	
5850	–
1450	–
7300	A
0	CO/–

E2	
5500	–
1400	–
6900	DI
+200	CO/–

88	
H	306.5
–	–
–	–
–	–

E1	
5500	–
1400	–
6900	DD
–200	CO/–

E2	
5850	–
1450	–
7300	A
0	CO/–

90	
H	347
–	–
An	–
–	–

E1	
5500	–
1400	–
6900	DI
+200	CO/–

92	
H	392
–	–
–	–
–	–

E1	
5500	–
1400	–
6900	DD
–200	CO/–

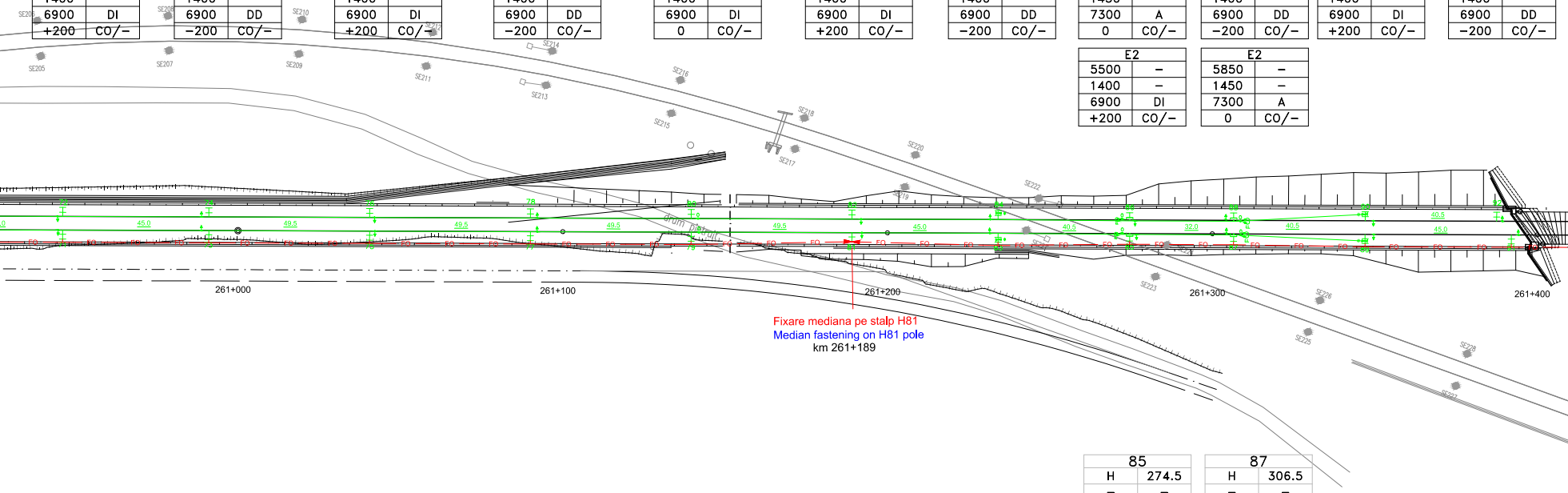
SE205
SE206
SE207
SE208
SE209
SE210
SE211
SE212
SE213
SE214
SE215
SE216
SE217
SE218
SE219
SE220
SE222
SE223
SE225
SE226
SE227
SE228
drum pietruit
45.0
49.5
49.5
49.5
49.5
49.5
45.0
40.5
32.0
40.5
40.5
45.0
FO
261+000
261+100
261+200
261+300
261+400

Fixare mediana pe stalp H81
Median fastening on H81 pole
km 261+189

85	
H	274.5
–	–
–	–
–	–

E1	
5850	–
1450	–
7300	A
0	CO/–

E2	
5500	–
1400	–
6900	DD
–200	CO/–

87	
H	306.5
–	–
–	–
–	–

E1	
5500	–
1400	–
6900	DI
+200	CO/–

E2	
5850	–
1450	–
7300	A
0	CO/–

71	
H	946
–	–
–	–
–	–

E1	
5500	–
1400	–
6900	DD
–200	CO/–

73	
H	991
–	–
–	–
–	–

E1	
5500	–
1400	–
6900	DI
+200	CO/–

75	
H	040.5
–	–
–	–
–	–

E1	
5500	–
1400	–
6900	DD
–200	CO/–

77	
H	090
–	–
–	–
–	–

E1	
5500	–
1400	–
6900	DI
+200	CO/–

79	
H	139.5
–	–
–	–
–	–

E1	
5500	–
1400	–
6900	DI
0	CO/–

81	
H	189
–	–
–	–
–	–

E1	
5500	–
1400	–
6900	DD
–200	CO/–

83	
H	234
–	–
An	–
–	–

E1	
5500	–
1400	–
6900	DI
+200	CO/–

89	
H	347
–	–
An	–
–	–

E1	
5500	–
1400	–
6900	DD
–200	CO/–

91	
H	392
–	–
–	–
–	–

E1	
5500	–
1400	–
6900	DI
+200	CO/–

94	
H	446
–	–
–	–
–	–
E1	
5500	–
1400	–
6900	DI
+200	CO/–

96	
H	491
–	–
–	–
–	–
E1	
5500	–
1400	–
6900	DD
–200	CO/–

98	
H	540.5
–	–
–	–
–	–
E1	
5500	–
1400	–
6900	DI
+200	CO/–

100	
H	590
–	–
–	–
–	–
E1	
5500	–
1400	–
6900	DD
–200	CO/–

102	
H	639.5
–	–
–	–
–	–
E1	
5500	–
1400	–
6900	DI
+200	CO/–

104	
H	689
–	–
–	–
–	–
E1	
5500	–
1400	–
6900	DD
–200	CO/–

106	
H	734
–	–
–	–
–	–
E1	
5500	–
1400	–
6900	DI
+200	CO/–

108	
H	783.5
–	–
An	–
–	–
E1	
5500	–
1400	–
6900	DD
–200	CO/–

110	
H	833
–	–
–	–
–	–
E1	
5500	–
1400	–
6900	DI
+200	CO/–

112	
H	882.5
–	–
An	–
–	–
E1	
5500	–
1400	–
6900	DD
–200	CO/–

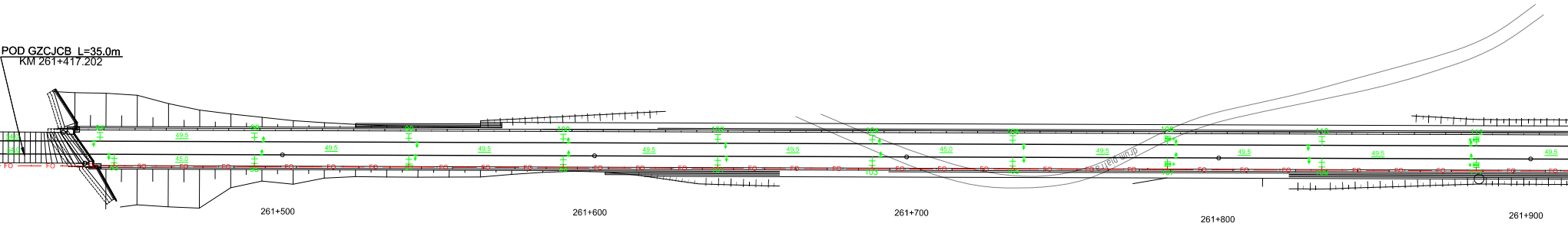
POD GZCJCB L=35.0m
KM 261+417.202
54.0
54.0
49.5
45.0
45.0
FO
drum pietruit
261+500
261+600
261+700
261+800
261+900

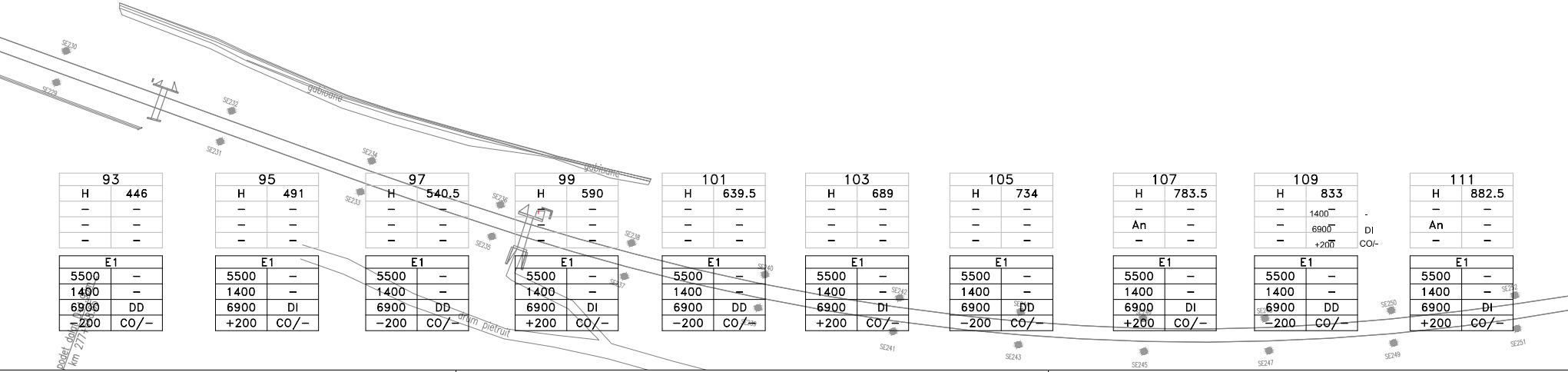
gabioane
gabioane
drum pietruit
SE229
SE230
SE231
SE232
SE233
SE234
SE235
SE236
SE237
SE238
SE240
SE241
SE242
SE243
SE245
SE246
SE247
SE248
SE249
SE250
SE251
SE252

93	
H	446
–	–
–	–
–	–
E1	
5500	–
1400	–
6900	DD
–200	CO/–

95	
H	491
–	–
–	–
–	–
E1	
5500	–
1400	–
6900	DI
+200	CO/–

97	
H	540.5
–	–
–	–
–	–
E1	
5500	–
1400	–
6900	DD
–200	CO/–

99	
H	590
–	–
–	–
–	–
E1	
5500	–
1400	–
6900	DI
+200	CO/–

101	
H	639.5
–	–
–	–
–	–
E1	
5500	–
1400	–
6900	DD
–200	CO/–

103	
H	689
–	–
–	–
–	–
E1	
5500	–
1400	–
6900	DI
+200	CO/–

105	
H	734
–	–
–	–
–	–
E1	
5500	–
1400	–
6900	DD
–200	CO/–

107	
H	783.5
–	–
An	–
–	–
E1	
5500	–
1400	–
6900	DI
+200	CO/–

109		
H	833	
–	1400 –	-
–	6900 –	DI
–	+200 –	CO/-
E1		
5500	–	
1400	–	
6900	DD	
–200	CO/–	

111	
H	882.5
–	–
An	–
–	–
E1	
5500	–
1400	–
6900	DI
+200	CO/–

114	
H	932
–	–
–	–
–	–

E1	
5500	–
1400	–
6900	DI
+200	CO/–

116	
H	981.5
–	–
–	–
–	–

E1	
5500	–
1400	–
6900	DD
–200	CO/–

118	
H	035.5
–	–
–	–
–	–

E1	
5500	–
1400	–
6900	DI
+200	CO/–

120	
H	076
–	–
–	–
–	–

E1	
5500	–
1400	–
6900	DD
–200	CO/–

122	
H	125.5
–	–
–	–
–	–

E1	
5500	–
1400	–
6900	DI
+200	CO/–

124	
H	175
–	–
–	–
–	–

E1	
5500	–
1400	–
6900	DD
–200	CO/–

126	
H	224.5
–	–
–	–
–	–

E1	
5500	–
1400	–
6900	DI
+200	CO/–

128	
H	269.5
–	–
An	–
–	–

E1	
5500	–
1400	–
6900	DD
–200	CO/–

130	
H	319
–	–
–	–
–	–

E1	
6000	–
1300	–
7300	A
–350	CO/–

E2	
5500	–
1400	–
6900	DD
–150	CO/–

132	
H	368.5
–	–
–	–
–	–

E1	
5500	–
2000	–
7500	DD
–350	CO/–

E2	
5850	–
1300	–
6800	DD
–150	CO/–

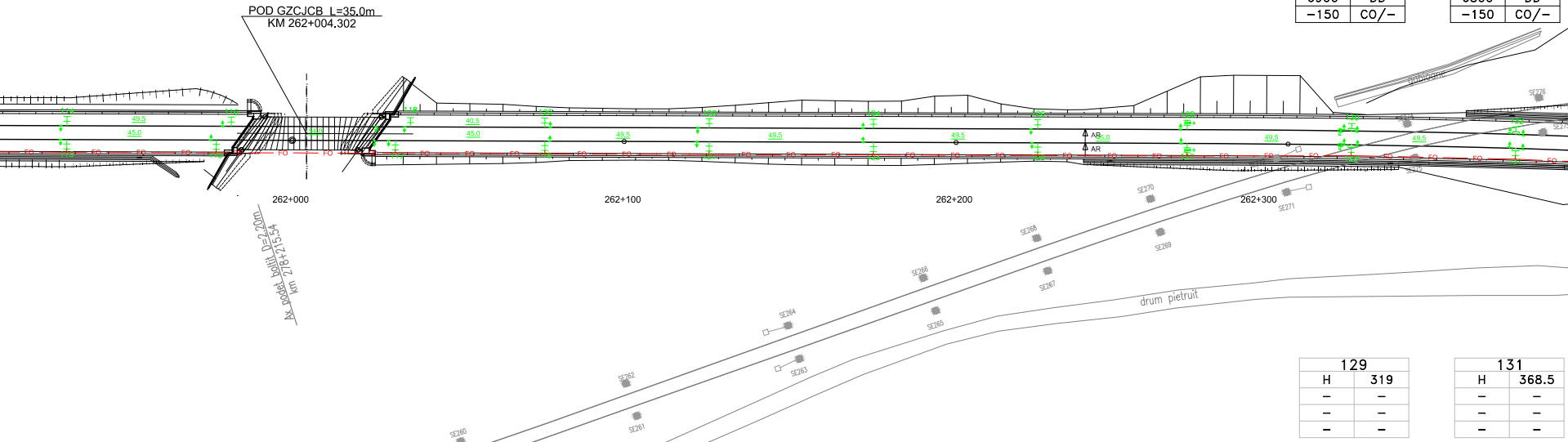
POD GZCJCB L=35.0m
KM 262+004.302
262+000
262+100
262+200
262+300
Ax podet boltit D=2.20m
km 278+215.54
drum pietruit
AR
AR
45.0
49.5
SE260
SE261
SE262
SE263
SE264
SE265
SE266
SE267
SE268
SE269
SE270
SE271

129	
H	319
–	–
–	–
–	–

E1	
6000	–
1300	–
7300	A
+350	CO/–

E2	
5500	–
1400	–
6900	DI
+150	CO/–

131	
H	368.5
–	–
–	–
–	–

E1	
5500	–
2000	–
7500	DI
350	CO/–

E2	
5500	–
1300	–
6800	DI
+150	CO/–

113	
H	932
–	–
–	–
–	–

E1	
5500	–
1400	–
6900	DD
–200	CO/–

115	
H	977
–	–
–	–
–	–

E1	
5500	–
1400	–
6900	DI
+200	CO/–

117	
H	031
–	–
–	–
–	–

E1	
5500	–
1400	–
6900	DD
–200	CO/–

119	
H	076
–	–
–	–
–	–

E1	
5500	–
1400	–
6900	DI
+200	CO/–

121	
H	125.5
–	–
–	–
–	–

E1	
5500	–
1400	–
6900	DD
–200	CO/–

123	
H	175
–	–
–	–
–	–

E1	
5500	–
1400	–
6900	DI
+200	CO/–

125	
H	224.5
–	–
–	–
–	–

E1	
5500	–
1400	–
6900	DD
–200	CO/–

127	
H	269.5
–	–
An	–
–	–

E1	
5500	–
1400	–
6900	DI
+200	CO/–

drum pietruit

134	
H	418
–	–
–	HEA300
–	–

134

3

E1	
5500	–
1400	–
6900	DD
−150	CO/–

E2	
6000	–
1300	–
7300	A
−50	CO/–

136	
H	467.5
–	–
As	–
–	–

E1	
5500	–
1400	–
6900	DD
−250	CO/–

138	
H	517
–	–
–	–
–	–

E1	
5500	–
1400	–
6900	DD
−150	CO/–

140	
H	562
–	–
–	–
–	–

E1	
5500	–
1400	–
6900	DD
−250	CO/–

142	
H	611.5
–	–
–	–
–	–

E1	
5500	–
1400	–
6900	DD
−150	CO/–

144	
H	661
–	–
–	–
–	–

E1	
5500	–
1400	–
6900	DD
−250	CO/–

146	
H	710.5
–	–
–	–
–	–

E1	
5500	–
1400	–
6900	DD
−150	CO/–

FO

FO

N ●

CM ◇

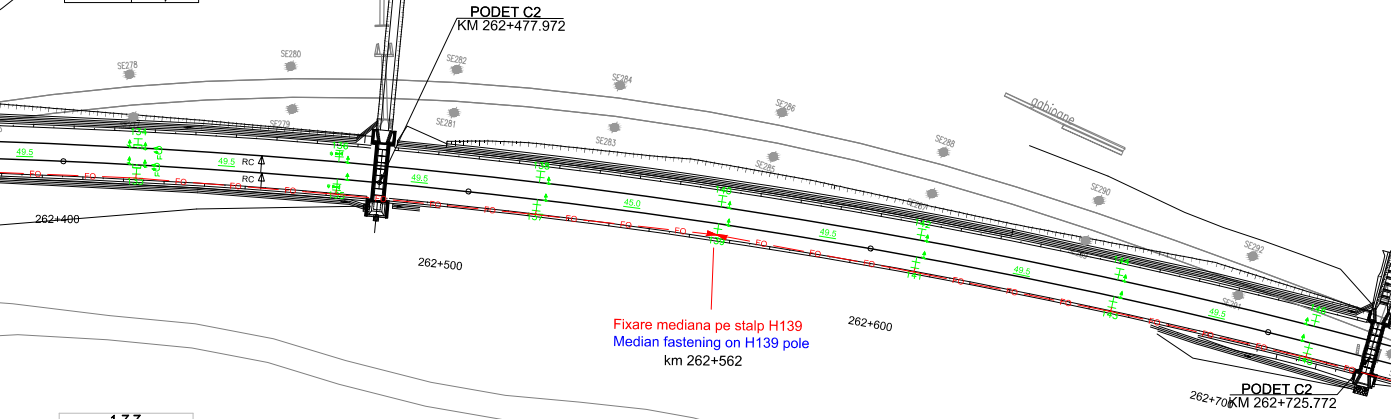
PODET C2
KM 262+477.972
SE278
SE280
SE282
SE284
SE286
SE288
SE290
SE292
SE279
SE281
SE283
SE285
SE287
SE291
gabioane
134
135
136
137
138
139
140
141
142
143
144
145
146
49.5
45.0
RC
RC
FO
262+400
262+500
262+600
262+700
PODET C2
KM 262+725.772

Fixare mediana pe stalp H139

Median fastening on H139 pole

km 262+562

133	
H	418
–	–
–	–
–	–

E1	
5500	–
1400	–
6900	DI
+150	CO/–

E2	
6000	–
1300	–
7300	A
+50	CO/–

135	
H	467.5
–	–
As	–
–	–

E1	
5500	–
1400	–
6900	DI
+250	CO/–

137	
H	517
–	–
–	–
–	–

E1	
5500	–
1400	–
6900	DI
+150	CO/–

139	
H	562
–	–
–	–
–	–

E1	
5500	–
1400	–
6900	DI
+250	CO/–

141	
H	611.5
–	–
–	–
–	–

E1	
5500	–
1400	–
6900	DI
+150	CO/–

143	
H	661
–	–
–	–
–	–

E1	
5500	–
1400	–
6900	DI
+250	CO/–

145	
H	710.5
–	–
–	–
–	–

E1	
5500	–
1400	–
6900	DI
+150	CO/–

DESCRIEREA LUCRARILOR

Lucrarile de protejare a cablului cu fibre optice existent se vor realiza in 2 faze.

Faza 2

Lucrările la cablul cu fibre optice in faza 2 vor fi executate după terminarea construcţiei firului 2 proiectat şi plantarea noilor stâlpi metalici ai liniei de contact.

Instalarea noului cablu cu fibre optice se va face pe partea dreaptă a căii ferate, atât aerian pe stâlpii liniei de contact, cât şi subteran.

Cablul proiectat va avea 5 secţiuni, după cum urmează:

1) între capătul Y al staţiei Archita (secţiunea începe de la noua clădirea a staţiei Archita) şi stâlpul H197 cablul aerian va avea fixări mediane pe stîlpii H23, H81 şi H139; pe stâlpul H197 cablul se joncţionează de secţiunea următoare
2) urmează o secţiune aeriană scurtă între stâlpii H197 şi stâlpul proiectat la km 265+384 (intrarea în tunelul Mureni); în camereta de la km 265+384 cablul aerian se va joncţiona de cablul special din tunel
3) în interiorul tunelului cablul special se va instala în canalul de beton pentru cabluri; în camereta de la km 266+250 (capăt Y tunel Mureni) cablul subteran se va joncţiona cu cablul aerian al secţiunii următoare
4) între camereta de la km 266+250 şi stâlpul H 389 cablul cu fibre optice se va instala aerian pe stâlpii metalici; cablul aerian va avea o fixare mediană pe stîlpul H327, iar pe stâlpul H 389 cablul se joncţionează de secţiunea următoare
5) între stâlpul H389 şi semnalul de intrare X staţia Vânători, cablul aerian va avea o supratraversare a liniilor c.f. între stâlpii H453 - SN.

După preluarea comunicaţiilor pe noul cablu, cablurile instalate în fazele precedente se vor demonta.

LEGENDA TELECOMUNICATII
TELECOMMUNICATIONS LEGEND:

— Cablu FO aerian proiectat
Designed aerial OF cable

— Cablu FO special pentru tunel proiectat
Designed special OF cable for tunnels

Stalp de beton proiectat
Designed concrete pole

Stalp de beton existent - demontat
Dismounted existing concrete pole

Camereta de beton proiectata /
Designed concrete handhole

DESCRITION OF THE DESIGNED WORKS

The protection of the existing fiber optic cable will be performed in 2 phases.

2nd Phase

The works at the fiber optic cable in the 2nd phase will be performed after the finishing of construction of the designed track 2 and the planting of the new metallic poles of the traction line.

The installation of the new fiber optic cable will be made on the right side of the rail tracks both aerial in the traction line poles and underground.

The designed cable will have 5 sections as follows:

1) between the Y end of station Archita (the section starts from the new station building Archita) and the H197 pole the aerial cable will have median fastenings on the H23, H81 and H139 poles; on the H197 pole the cable will be jointed to the next section
2) it continue with a short aerial section between the H197 pole and the designed pole at km 265+384 (entrance in the Mureni tunnel); in the handhole at km 265+384 the aerial cable will jointed with the special cable from tunnel
3) inside the tunnel the special cable will be installed in the concrete channel for cables; in the handhole at km 266+250 (Y end of Mureni tunnel) the special cable will be jointed with the aerial cable of the next section
4) between the designed pole at km 266+250 and the H389 the fiber optic cable will be installed aerial on the metallic poles; the aerial cable will have one median fastening on the H327 pole and on the H 389 pole the cable will be jointed to the next section
5) between the H389 pole and the X entrance signal station Vânători, the aerial cable will have one over-crossing of the rail tracks between the H453 and SN poles.
5) între stâlpul H389 şi semnalul de intrare X staţia Vânători, cablul aerian va avea o supratraversare a liniilor c.f. între stâlpii H453 - SN.

After taking over of the communications on the new fibre optic cable, the cables installed in the previous phases will be dismounted.

Indice Index	Data Date	Modificare Modification/Revision	Proiectant Designer	Aprobat Consultant Approved Consultant	Aprobat CFR Approved CFR
D					
C					
B					
A					

GUVERNUL ROMANIEI
ROMANIAN GOVERNMENT

PROIECT FINANŢAT DE UNIUNEA EUROPEANĂ
EUROPEAN UNION FINANCED PROJECT

CLIENT / CLIENT

C.N.C.F. "C.F.R." - S.A.

ITALFERR
GRUPPO FERROVIE DELLO STATO
Joint Venture leader

Scott Wilson

OBERMEYER
PLANEN + BERATEN GmbH

TECNIC
Consulting Engineers

CONSULTANT / CONSULTANT

			Data Date	Semnătură Signature
Aprobat Approved	Şef proiect Project manager	R. Liuzza		
Aprobat Approved	Coordonator Secţiune 1 Section 1 Coordinator	C. Gambelli		
Verificat Checked	Expert Verificator Checking Expert	Pino Amodio		

SUBCONTRACTANT / SUBCONTRACTOR AREX COMPANY

Aprobat Approved	Responsabil Subcontractant Subcontractor Responsible	A.Stanciu - Dinulescu	02.2012	
Întocmit Elaborated	Proiectant Designer	Gabriela Trifan	02.2012	Trifan

Reabilitarea liniei de cale ferata Brasov - Simeria, parte componentă a coridorului IV Pan European, pentru circulaţia trenurilor cu viteza maximă de 160 km/h,
Tronsonul : Brasov - Sighisoara
Rehabilitation of the railway line Brasov - Simeria, component Part of the IV Pan-European Corridor, for the trains circulation with maximum speed of 160 km/h,
Section : Brasov - Sighisoara

Proiect/Project
2004/RO/16/P/PA/003

Faza / Phase:
P.Th. / T.D.

Denumire desen / Drawing Title :

Mutarea si protejarea cablului FO existent - Faza 2
Plan de situatie - interval ARCHITA-VANATORI Section - Layout Plan
Removal and protection of existing OF cable - 2nd Phase

Codificare / Codification System	Scara / Scale 1:1000	LOT / LOT	Nr. / No 03/ 06

E A 5 1 | 0 1 | C | 1 6 | L 7 | T C | 0 8 | 9 | 1 | 0 0 1 | 1