
SE240
SE242
SE239
Hm8ex
371.902
SE241
SE243
SE244
Hm9ex
SE246
SE245
FO
BRAŞOV
(ARCHITA)
DRUM DE PAMANT
ODORHEI
DRUM TEHNOLOGIC PROIECTAT
DRUM TEHNO
271 + 200
271 + 300
1
2
3
4
5
6
7
8
9
10
11
12
13
15

Demontare fixare mediana existenta

Dismounted existing median fastening

Supratraversare CF intre stalpii Be SE245 - S
Fixare termianla pe stalp Be SE246
Tracks over-crossing betwen SE245-SE246 p
Terminal fastening on SE246 pole

Cutie de jonctiune si fixare termianla
pe stalp Be SE245 existent
Junction box and terminal fastening
on existing SE245 concrete pole
Km 271+354


E246
poles
Supratraversar
Fixare te
Tracks over-cr
Terminal
SE248
SE250
SE252
SE2
Km288ex
SE247
271+272
SE249
SE251
17
19
21
23
14
271 + 400
16
18
20
22
271 + 500
1:9
1:9
FO
369.627
370.510
368.961
370.151
370.023
369.904
369.899
369.483
369.473
369.431
LOGIC PROIECTAT
DRUM DE PAMANT
EARTH ROAD
Stalp tip SECP4
SECP4 type pole
Cutie de jo
pe
Junction
on d

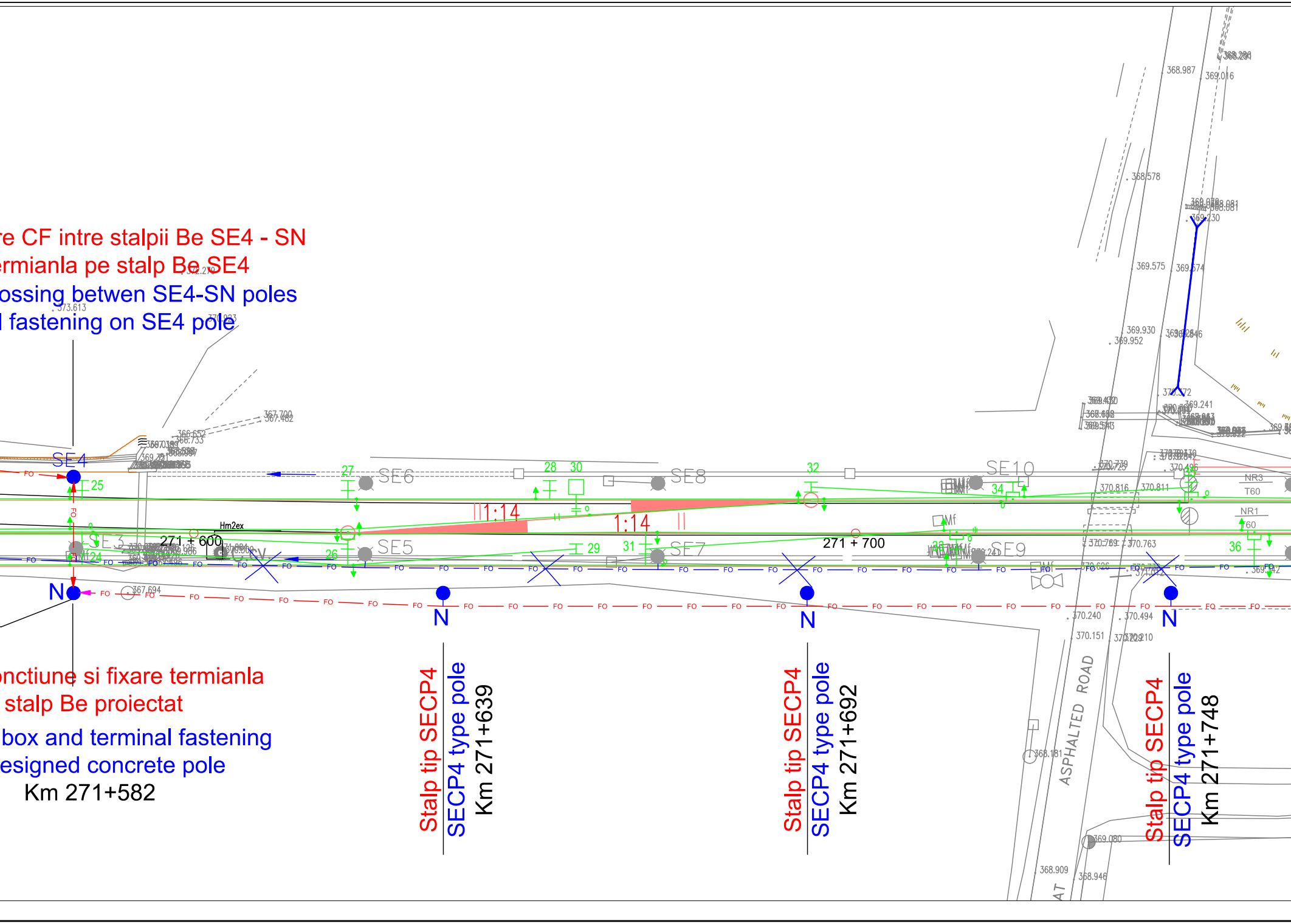
SE3
SE4
SE5
SE6
SE7
SE8
SE9
SE10
N
N
N
N
1:14
1:14
271 + 600
271 + 700
Hm2ex
ASPHALTED ROAD
FO
24
25
26
27
28
29
30
31
32
34
36
NR3
T60
NR1
T60
368.987
369.016
368.578
369.575
369.574
369.930
369.952
369.230
369.241
370.739
370.816
370.811
370.769
370.763
370.240
370.494
370.151
368.181
369.080
368.909
368.946
367.694
373.613
367.700
367.482

re CF intre stalpii Be SE4 - SN
ermianla pe stalp Be SE4
ossing betwen SE4-SN poles
l fastening on SE4 pole

onctiune si fixare termianla
stalp Be proiectat
box and terminal fastening
esigned concrete pole
Km 271+582

Stalp tip SECP4
SECP4 type pole
Km 271+639

Stalp tip SECP4
SECP4 type pole
Km 271+692

Stalp tip SECP4
SECP4 type pole
Km 271+748

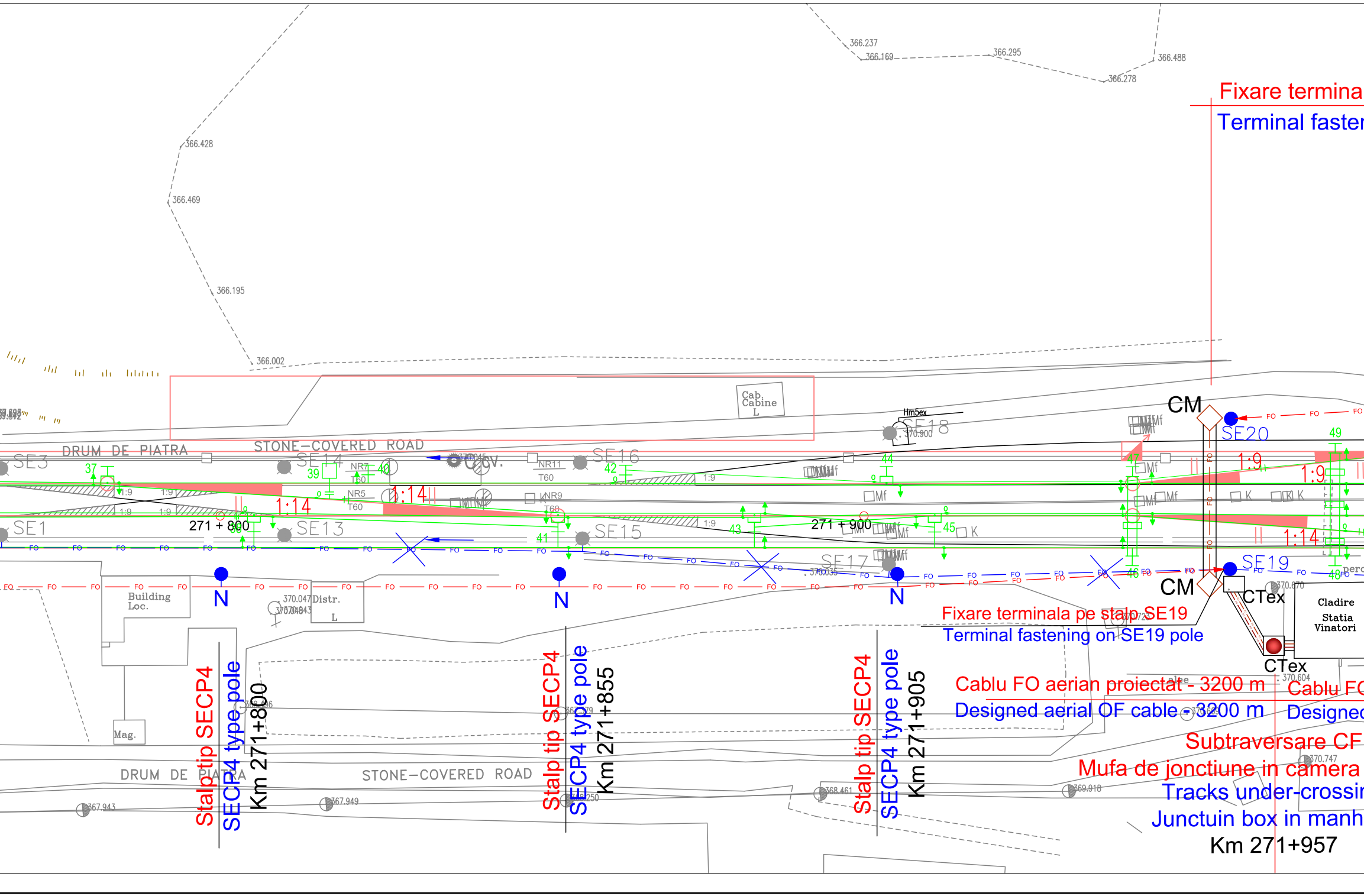
366.237
366.169
366.295
366.278
366.488
366.428
366.469
366.195
366.002
Fixare termina
Terminal faster
Cab. Cabine L
Hm5ex
370.900
SE18
CM
SE20
DRUM DE PIATRA
STONE–COVERED ROAD
SE3
SE14
SE16
CSV.
NR7
T60
NR11
T60
NR5
T60
NR9
T60
37
39
40
42
44
47
41
43
45
46
48
1:9
1:14
271 + 800
271 + 900
SE1
SE13
SE15
SE17
SE19
Mf
K
FO
N
N
N
CM
CTex
CTex
Building Loc.
370.047 Distr. L
Cladire Statia Vinatori
Mag.
Fixare terminala pe stalp SE19
Terminal fastening on SE19 pole
Stalp tip SECP4
SECP4 type pole
Km 271+800
Stalp tip SECP4
SECP4 type pole
Km 271+855
Stalp tip SECP4
SECP4 type pole
Km 271+905
Cablu FO aerian proiectat - 3200 m
Designed aerial OF cable - 3200 m
Cablu FO
Designed
Subtraversare CF
Mufa de jonctiune in camera
Tracks under-crossin
Junctuin box in manh
Km 271+957
DRUM DE PIATRA
STONE–COVERED ROAD
367.943
367.949
368.461
369.918
370.747
370.604
370.670

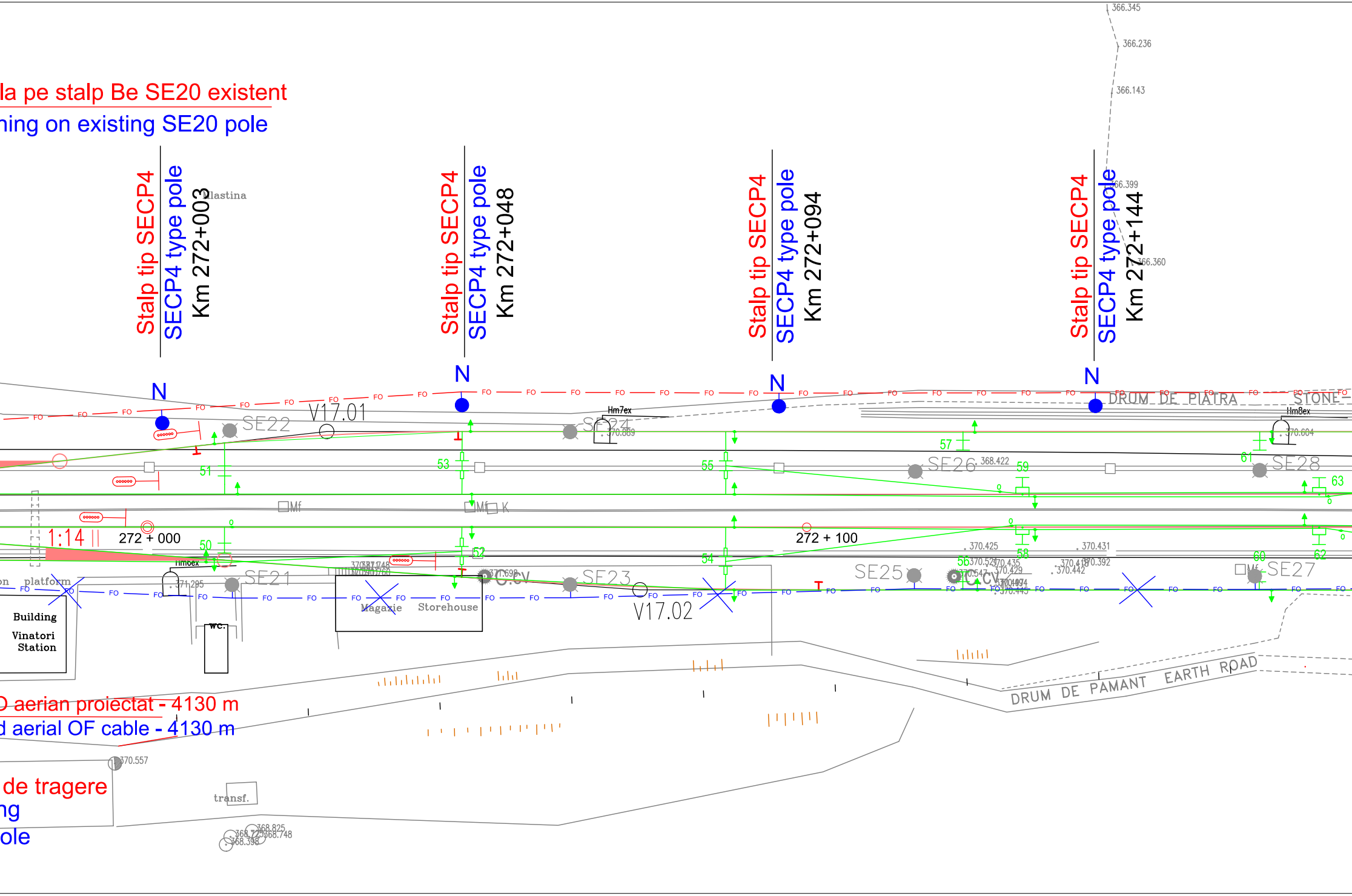
la pe stalp Be SE20 existent
hing on existing SE20 pole
Stalp tip SECP4
SECP4 type pole
Km 272+003
Stalp tip SECP4
SECP4 type pole
Km 272+048
Stalp tip SECP4
SECP4 type pole
Km 272+094
Stalp tip SECP4
SECP4 type pole
Km 272+144
N
N
N
N
Plastina
DRUM DE PIATRA
STONE
SE22
V17.01
SE24
SE26
SE28
SE21
SE23
SE25
SE27
V17.02
272 + 000
272 + 100
1:14
platform
Building
Vinatori
Station
Magazie
Storehouse
WC.
C.cv
DRUM DE PAMANT
EARTH ROAD
transf.
FO
50
51
52
53
54
55
56
57
58
59
60
61
62
63
366.345
366.236
366.143
366.399
366.360
368.422
370.425
370.431
370.557
O aerian proiectat - 4130 m
d aerial OF cable - 4130 m
de tragere
ng
ole

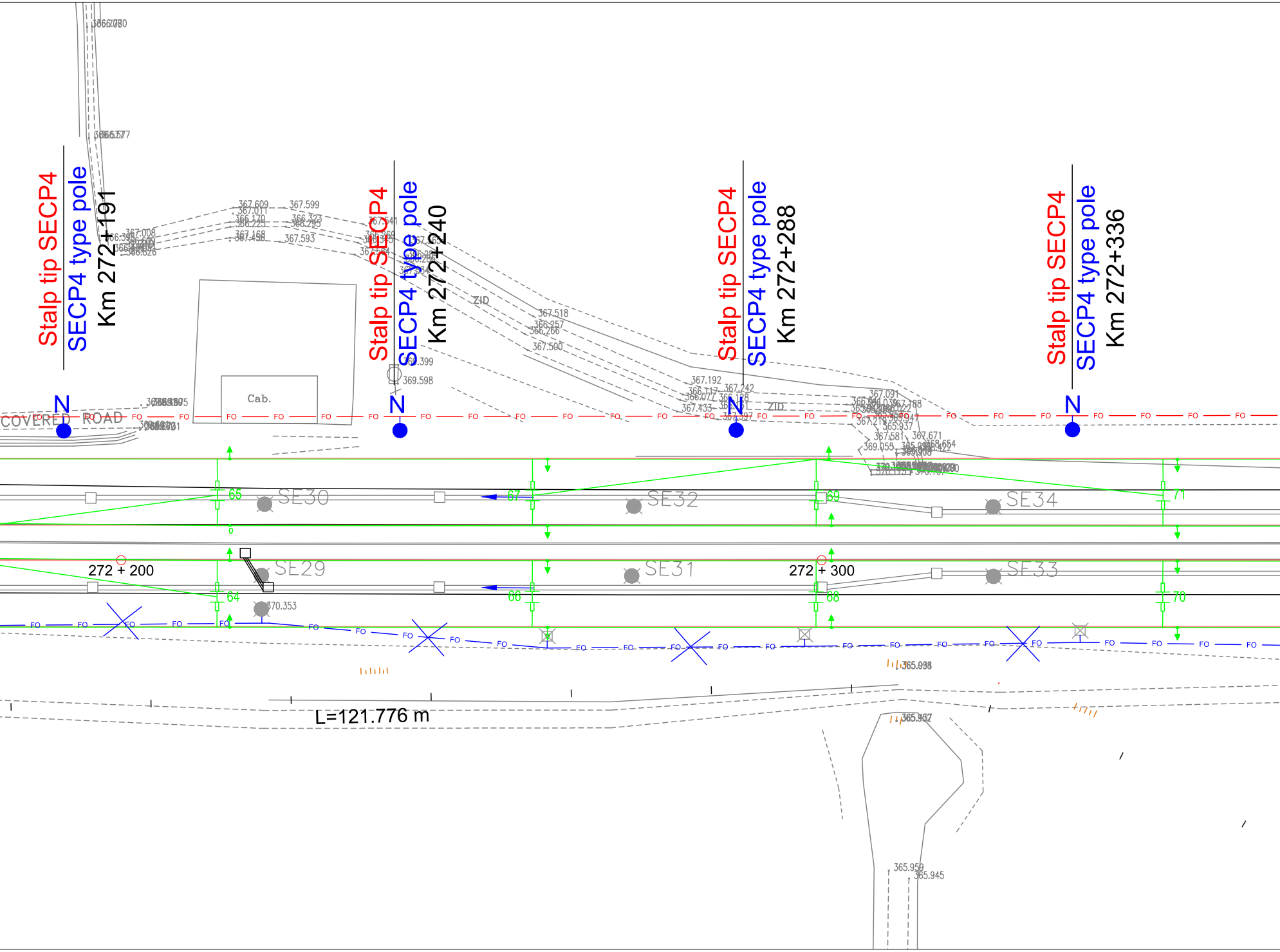
Stalp tip SECP4
SECP4 type pole
Km 272+191
Stalp tip SECP4
SECP4 type pole
Km 272+240
Stalp tip SECP4
SECP4 type pole
Km 272+288
Stalp tip SECP4
SECP4 type pole
Km 272+336
N
N
N
N
COVERED ROAD
Cab.
ZID
ZID
FO
SE29
SE30
SE31
SE32
SE33
SE34
64
65
66
67
68
69
70
71
272 + 200
272 + 300
L=121.776 m
370.353
367.609
367.599
367.008
367.168
367.450
367.593
367.518
366.257
366.266
367.500
369.399
369.598
367.192
366.117
366.077
367.433
367.242
367.091
367.188
367.218
365.937
367.581
367.671
369.055
368.654
365.098
365.452
365.959
365.945

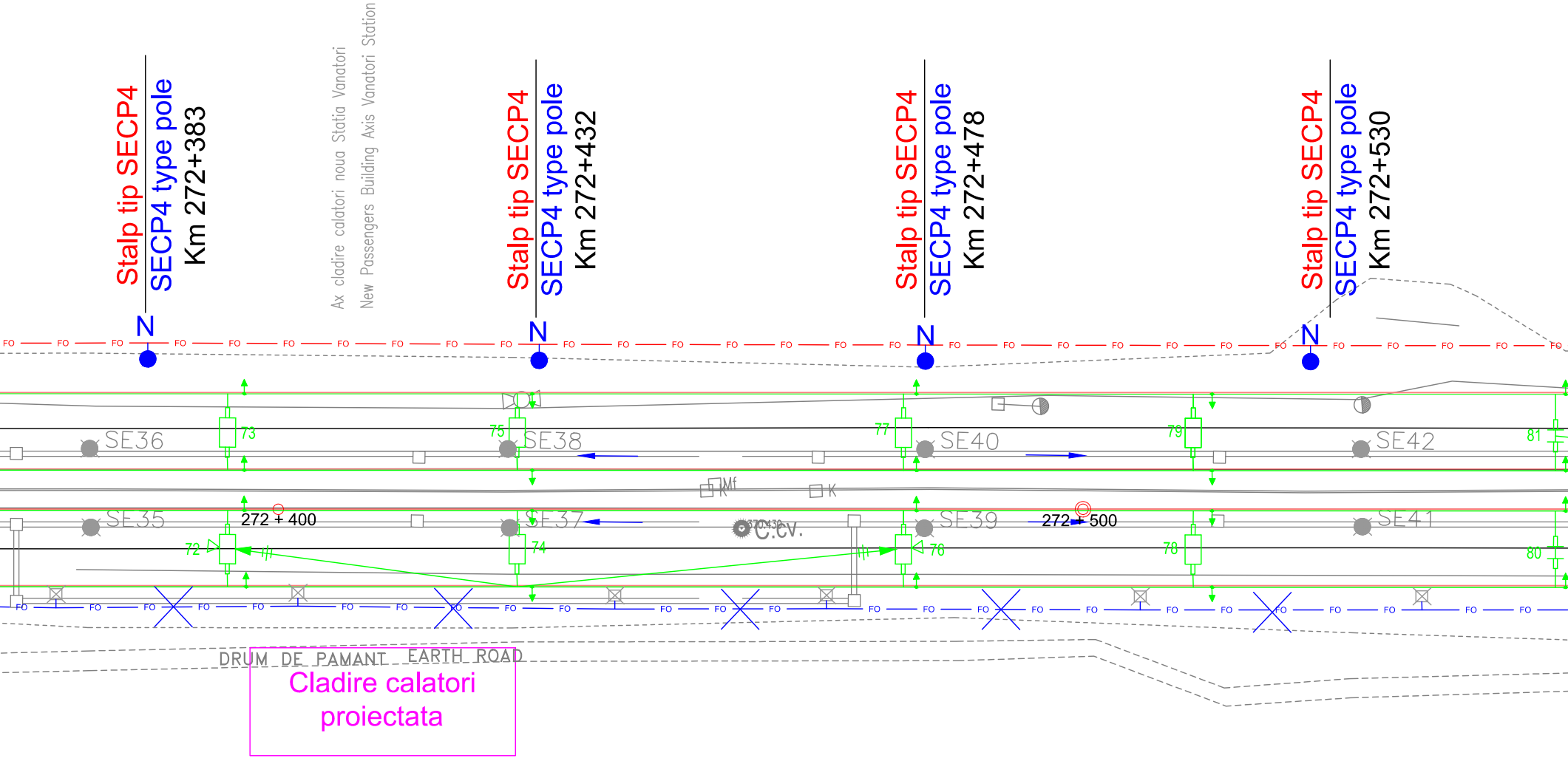
Stalp tip SECP4
SECP4 type pole
Km 272+383
Ax cladire calatori noua Statia Vanatori
New Passengers Building Axis Vanatori Station
Stalp tip SECP4
SECP4 type pole
Km 272+432
Stalp tip SECP4
SECP4 type pole
Km 272+478
Stalp tip SECP4
SECP4 type pole
Km 272+530
N
N
N
N
FO
SE36
SE38
SE40
SE42
SE35
SE37
SE39
SE41
73
75
77
79
81
72
74
76
78
80
272 + 400
272 + 500
C.cv.
Mf
K
K
DRUM DE PAMANT
EARTH ROAD
Cladire calatori
proiectata


Stalp tip SECP4
SECP4 type pole
Km 272+578
Stalp tip SECP4
SECP4 type pole
Km 272+624
Stalp tip SECP4
SECP4 type pole
Km 272+672
Stalp tip SECP4
SECP4 type pole
Km 272+709
N
N
N
N
FO
SE44
SE46
SE48
SE43
SE45
SE47
83
85
87
89
82
84
86
88
272 + 600
272 + 700
1:9
1:9
Mf
NR10
T60
NR12
T60
NR8
T60
Hm8ex
c.cv.
c.cv.
369.341
369.922
371.118
371.012
371.061
371.105
370.899
370.730
371.135
370.248
369.789
369.088
367.663
368.540
368.041
367.876

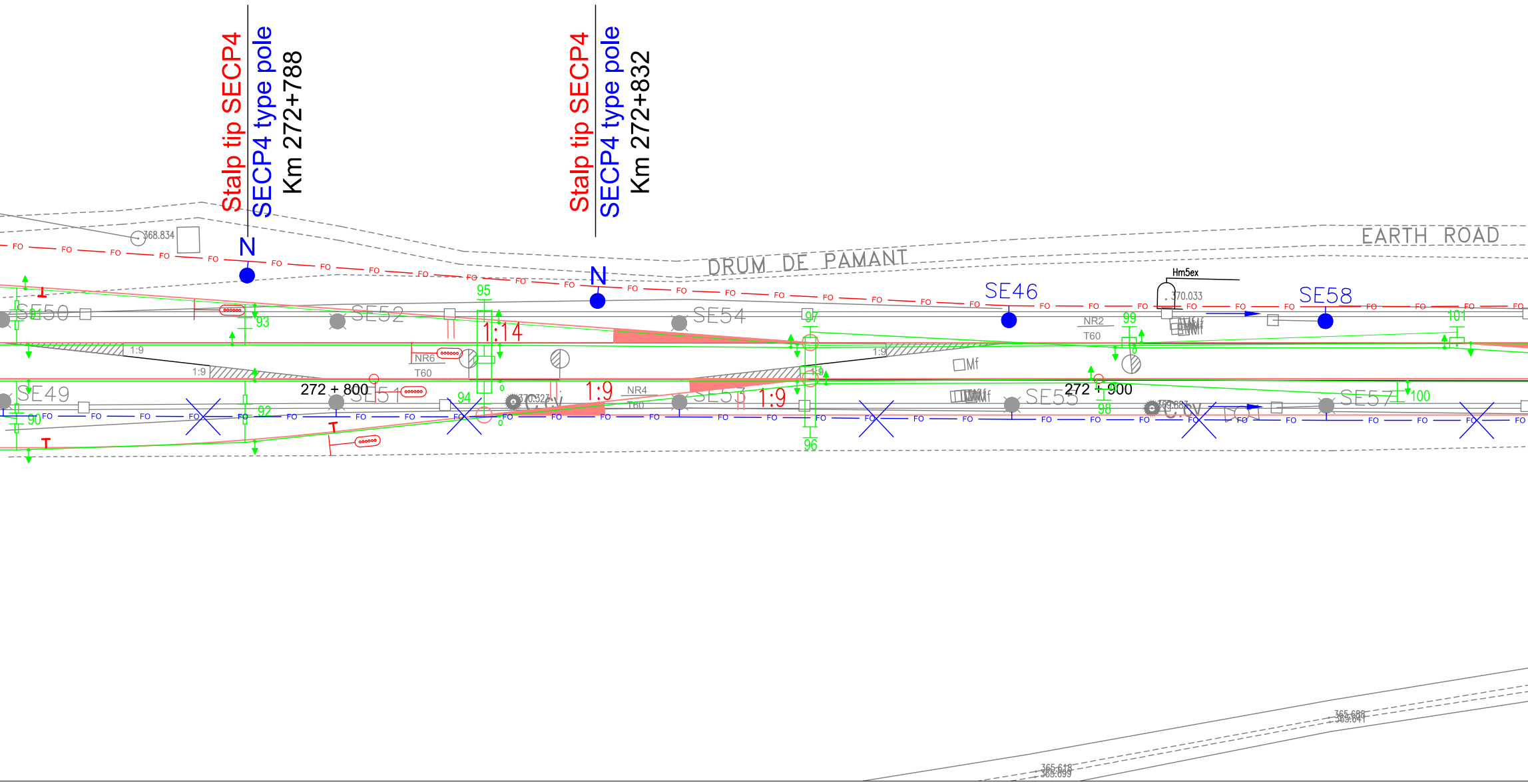
Stalp tip SECP4
SECP4 type pole
Km 272+788
N
Stalp tip SECP4
SECP4 type pole
Km 272+832
N
368.834
DRUM DE PAMANT
EARTH ROAD
SE46
SE58
Hm5ex
370.033
SE50
SE52
SE54
SE49
SE51
SE53
SE55
SE57
1:14
1:9
1:9
1:9
1:9
NR6
T60
NR4
T60
NR2
T60
272 + 800
272 + 900
90
91
92
93
94
95
96
97
98
99
100
101
C.V
C.V
Mf
FO
365.618
365.699

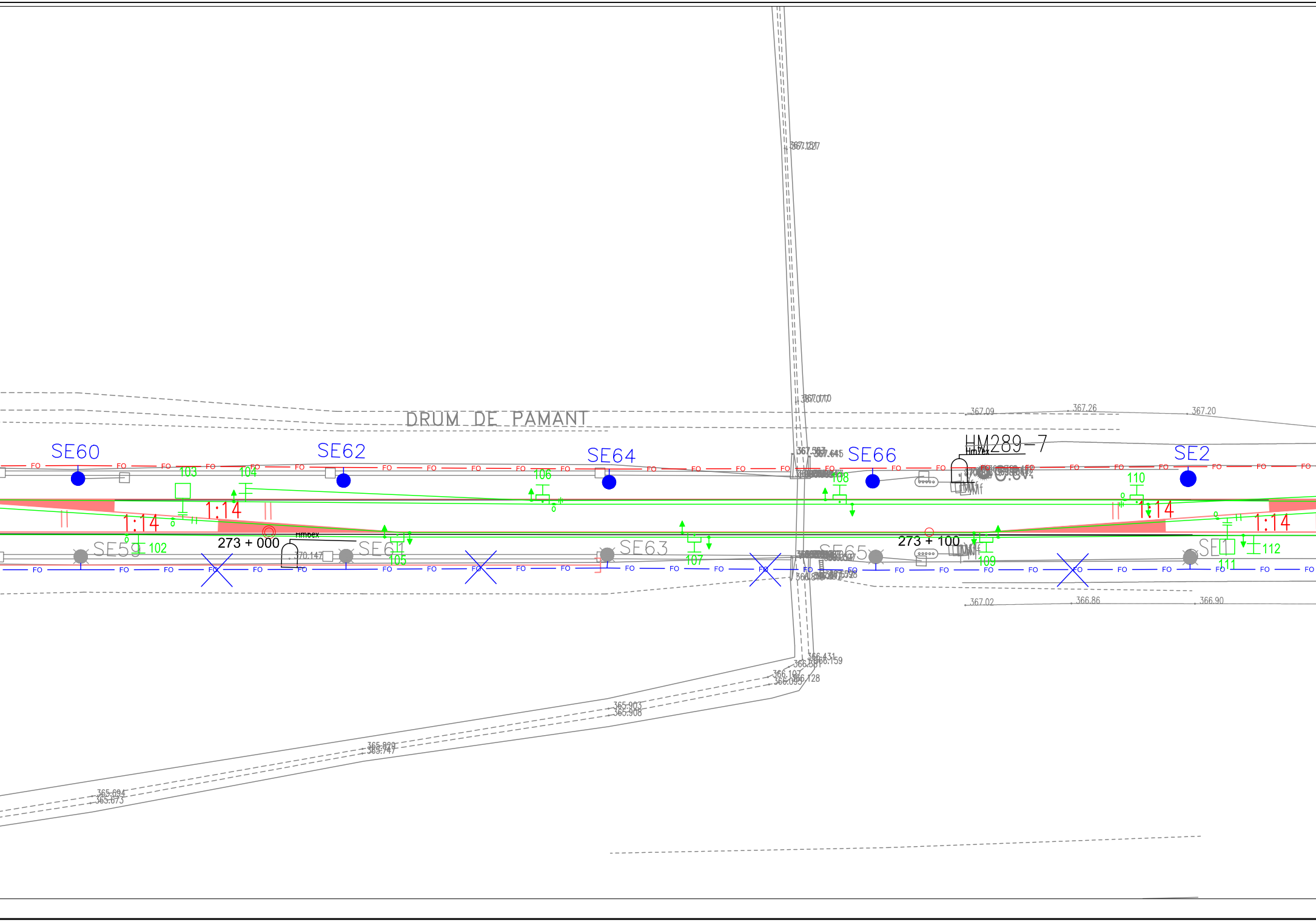
DRUM DE PAMANT
SE60
SE62
SE64
SE66
SE2
SE59
SE61
SE63
SE65
SE1
273 + 000
273 + 100
HM289-7
Hmbex
1:14
1:14
1:14
1:14
102
103
104
105
106
107
108
109
110
111
112
FO
367.09
367.26
367.20
367.02
366.86
366.90
370.147
366.431
366.159
366.107
366.128
365.903
365.908
365.829
365.747
365.694
365.673

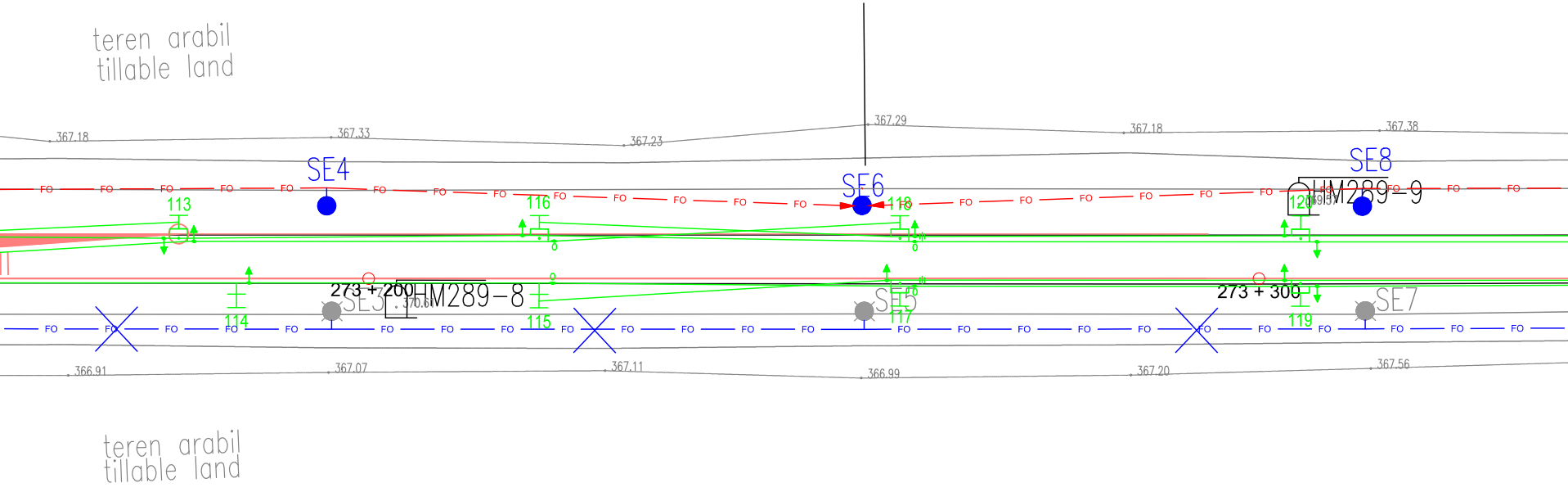

teren arabil
tillable land
367.18
367.33
367.23
367.29
367.18
367.38
SE4
SE6
SE8
FO
113
116
118
120
HM289-9
114
115
117
119
273 + 200
HM289-8
SE3
SE5
SE7
273 + 300
366.91
367.07
367.11
366.99
367.20
367.56
teren arabil
tillable land

Fixare termianla pe stalp Be SE6 existent

Terminal fastening on existing SE6 pole

Km 273+255

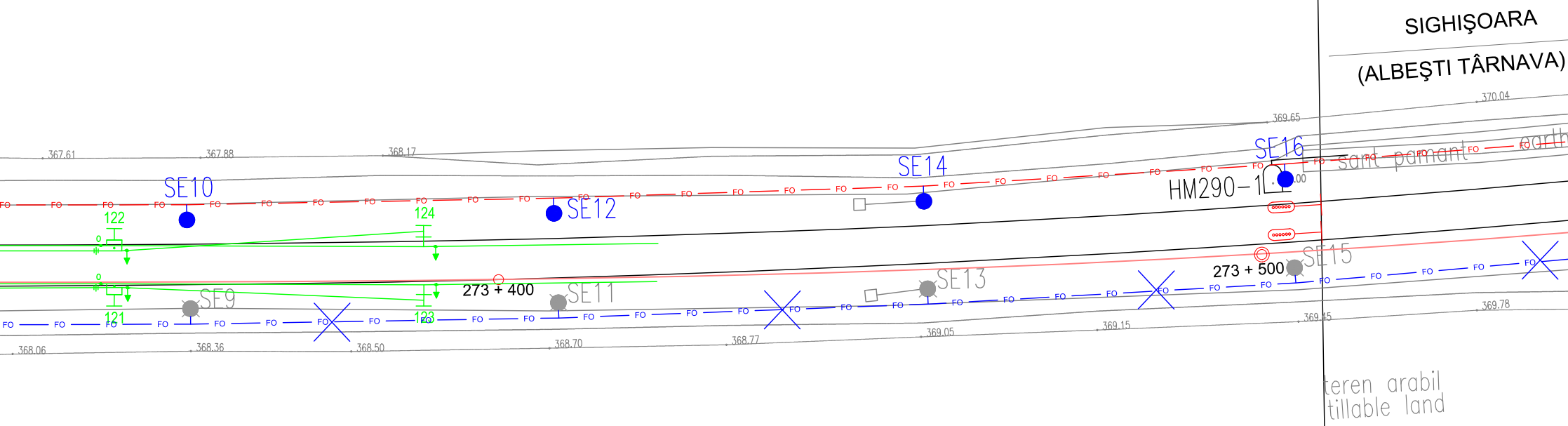
SIGHIŞOARA
(ALBEŞTI TÂRNAVA)
370.04
369.65
367.61
367.88
368.17
SE16
SE14
SE10
SE12
HM290−1
.00
sant pamant
earth
FO
122
124
0
0
121
123
273 + 400
273 + 500
SE9
SE11
SE13
SE15
368.06
368.36
368.50
368.70
368.77
369.05
369.15
369.45
369.78
teren arabil
tillable land

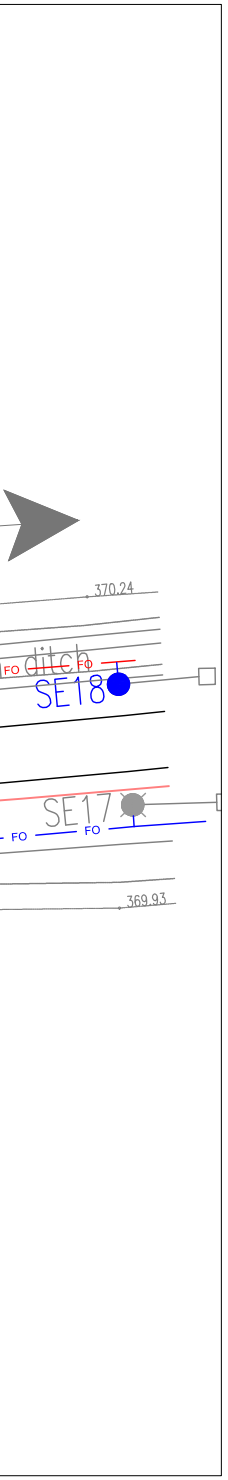
370.24
ditch
FO
FO
SE18
SE17
FO
FO
369.93

DESCRIEREA LUCRĂRILOR

Cablul cu fibre optice existent este instalat pe partea dreaptă a căii ferate şi este afectat construirea noilor linii c.f., fiind necesare lucrări de protejare a cablului existent, lucrări ce se vor realiza în 2 faze.

Faza 1

Operaţiile de eliberare a amplasamentului se va executa înaintea începerii lucrărilor de construcţii, în următoarea ordine:

A. Capătul X al staţiei

a) Inserarea unei bucăţi noi de cablu cu fibre optice)începând de pe intervalul Archita - Vânători):

- pe partea dreaptă a căii ferate până la stâlpul SE245
- pe partea stângă a căii ferate între stâlpii SE246 şi SE4
- pe partea dreaptă a căii ferate între stâlpii SN (din dreptul SE4) şi SE19 (lângă clădirea existentă a staţiei)

Trecerile de pe de pe o parte pe cealaltă a căii ferate se va realiza prin supratraversarea liniilor c.f. între stâlpii SE245-SE246 şi SE4-SN.

Se vor instala stâlpi suplimentari deoarece stâlpii existenţi pe care este instalat cablul intră în gabaritul noii variante de traseu c.f.

b) Cablul proiectat se introduce subteran în clădirea staţiei.

c) După preluarea comunicaţiilor pe noul cablu, cablului existent se va demonta.

B. Capătul Y al staţiei

In capătul Y al staţiei toţi stâlpii pe care este instalat cablul cu fibre optice existent trebuie demontaţi în vederea construirii noilor linii c.f.

a) In capătul Y al staţiei toţi stâlpii pe care este instalat cablul cu fibre optice existent fiind demontaţi este necesară inserarea unei bucăţi noi de cablu cu fibre optice pe partea stângă a căii ferate de la clădirea staţiei până la semnalul de intrare.

b) Instalarea cablului proiectat se va realiza după cum urmează:

- plantarea de stâlpi noi în afara amprizei lucrărilor
- subtraversarea liniilor c.f. pentru trecerea de pe partea dreaptă pe partea stângă se va realiza între cameretele proiectate lângă stâlpii SE19-SE20.
- instalarea cablului pe stâlpi proiectaţi şi existenţi de pe partea stângă a căii ferate

c) După preluarea comunicaţiilor pe cablul cu fibre optice proiectat se va demonta cablul existent dintre clădirea staţiei şi capătul staţiei.

DESCRIPTION OF THE WORKS

The existing fiber optic cable is installed on the right side of the railway tracks and it is affected by the construction of the new railway tracks needing protection works, works that will be performed in 2 phases.

1st Phase

The works on the fiber optic cable for setting free the works site must be performed before the beginning of the construction works of the new rail tracks in the following order:

A. X end of station

a) Insertion of one new fiber optic cable, alternative on left / right side of rail tracks, between the X entrance signal and the SE19 pole near the Vânători station building.

The passing from one side to other side of the rail tracks will be performed by the over-crossings between the SE245-SE246 and SE4-SN poles.

The designed cable will be installed on the existing poles and on the designed poles placed outside the clearance of the new railway route.

b) It will be maintained the existing underground introduction of cable in the station building.

The designed cable will be jointed with the existing introduction cable on the SE19 pole.

c) After taking over the communications on the new fibre optic cable, the existing cable between will be dismounted.

B. Y end of station

In the Y end of station all poles from the right side of rail tracks on which is installed the fiber optic cable have to be dismounted for the construction of the new railway tracks and it is necessary the installation of a new fiber optic cable on the left side of the railway tracks from the station building up to the Y entrance signal (and further on up to the Albeşti station).

The installation of the new cable will be performed as follows:

- planting new poles outside of works area on the left side of rail tracks
- under-crossing of railway tracks for passing from right side to left side it will be performed between the designed handholes near the SE19-SE20 poles at km 271+954.
- Installing the cable on the designed and existing poles on the left side of railway tracks.

b) After taking over the communications on the new fibre optic cable, the existing cable between will be dismounted between the station building and the station end.

LEGENDA TELECOMUNICATII
TELECOMMUNICATIONS LEGEND:

— FO — FO —	Cablu FO aerian proiectat Designed aerial OF cable
— FO — FO —	Cablu FO existent mutat pe stalpii proiectati Existing OF cable relocated on designed poles
— FO — FO —	Cablu FO aerian existent Existing aerial OF cable
—✕FO—✕FO	Demontare cablu FO aerian existent Dismounted existing aerial OF cable
═	Canalizatie telefonica / Tevi PVC Telephone conduit / PVC pipes
●	Stalp de beton existent care se pastreaza Existing concrete pole which preserved
✕	Stalp de beton existent - demontat Dismounted existing concrete pole
N ●	Stalp de beton proiectat pentru sustinerea cablului FO Designed concrete pole for supporting the OF cable
□	Camera de tragere existenta Existing manhole
◇	Camereta proiectata Designed handhole
●	Cutie de jonctiune Junction box

D					
C					
B					
A					
Indice Index	Data Date	Modificare Modification/Revision	Proiectant Designer	Aprobat Consultant Approved Consultant	Aprobat CFR Approved CFR

GUVERNUL ROMANIEI
ROMANIAN GOVERNMENT

PROIECT FINANŢAT DE UNIUNEA EUROPEANĂ
EUROPEAN UNION FINANCED PROJECT

CLIENT / CLIENT

C.N.C.F. "C.F.R." - S.A.

ITALFERR
GRUPPO FERROVIE DELLO STATO
Joint Venture leader

Scott Wilson

OBERMEYER
PLANEN + BERATEN GmbH

TECNIC
Consulting Engineers

CONSULTANT / CONSULTANT			Data Date	Semnătură Signature
Aprobat Approved	Şef proiect Project manager	R. Liuzza		
Aprobat Approved	Coordonator Secțiune 1 Section 1 Coordinator	C. Gambelli		
Verificat Checked	Expert Verificator Checking Expert	Pino Amodio		

SUBCONTRACTANT / SUBCONTRACTOR

AREX COMPANY

Aprobat Approved	Responsabil Subcontractant Subcontractor Responsible	A.Stanciu - Dinulescu	07.2011	
Întocmit Elaborated	Proiectant Designer	Gabriela Trifan	07.2011	Trifan

Reabilitarea liniei de cale ferata Brasov - Simeria, parte componentă a coridorului IV Pan European, pentru circulaţia trenurilor cu viteza maximă de 160 km/h,
Tronsonul : Brasov - Sighisoara
Rehabilitation of the railway line Brasov - Simeria, component Part of the IV Pan-European Corridor, for the trains circulation with maximum speed of 160 km/h,
Section : Brasov - Sighisoara

Proiect/Project
2004/RO/16/P/PA/003

Faza / Phase:
P.Th. / T.D.

Denumire desen / Drawing Title :

Mutarea si protejarea cablului FO existent - Faza 1
Plan de situatie - statia VANATORI station - Layout Plan
Removal and protection of existing OF cable - 1st Phase

Codificare / Codification System	Scara / Scale 1:500	LOT / LOT	Nr. / No 01 / 02

E A 5 1 | 0 1 | C | 1 7 | L 8 | T C | 0 9 | 3 | 1 | 0 0 1 | 1