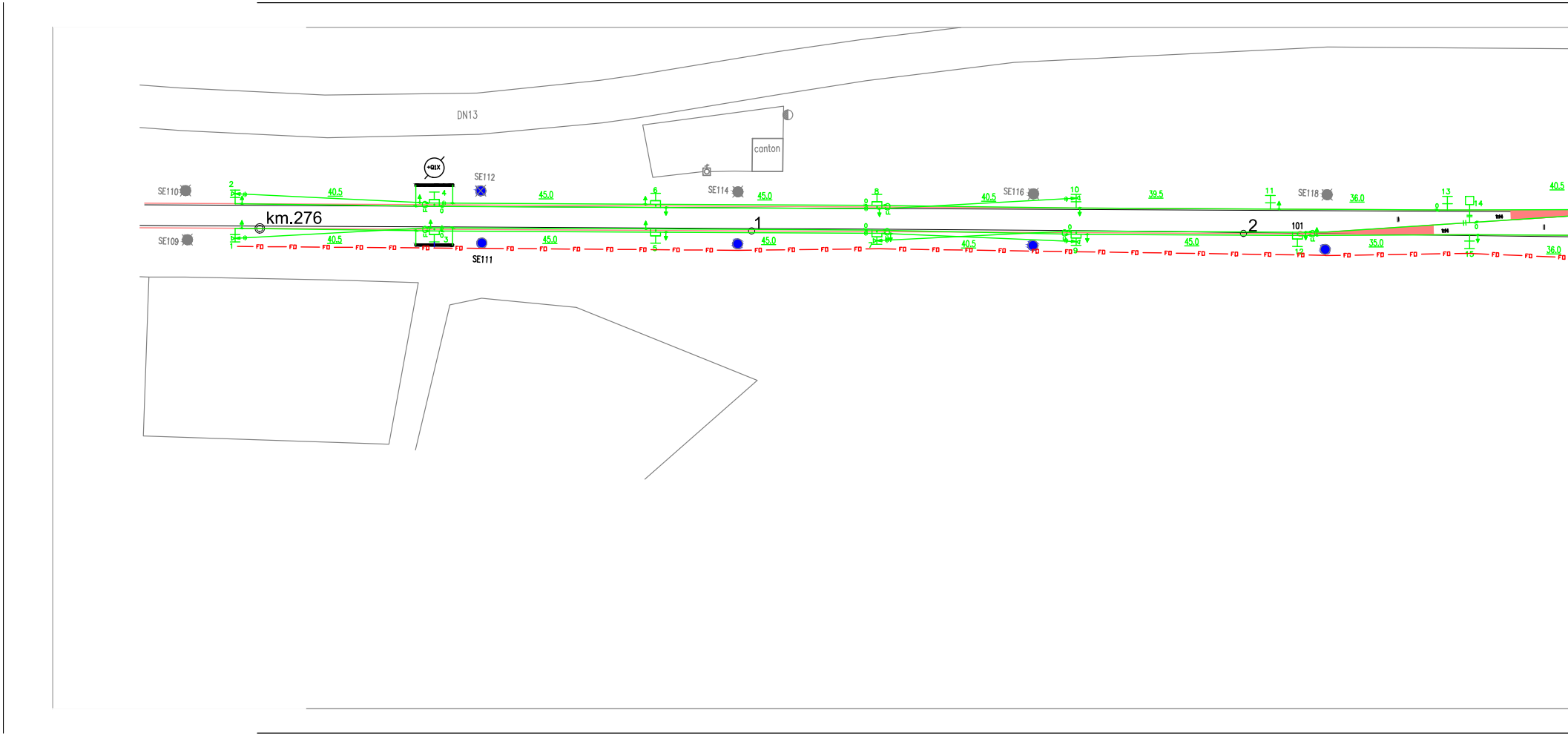
DN13
canton
+Q1X
SE112
SE110
SE109
SE111
SE114
SE116
SE118
km.276
1
2
101
40.5
45.0
40.5
45.0
45.0
45.0
40.5
39.5
40.5
45.0
36.0
35.0
40.5
36.0
1
2
3
4
5
6
7
8
9
10
11
12
13
14
15
FD

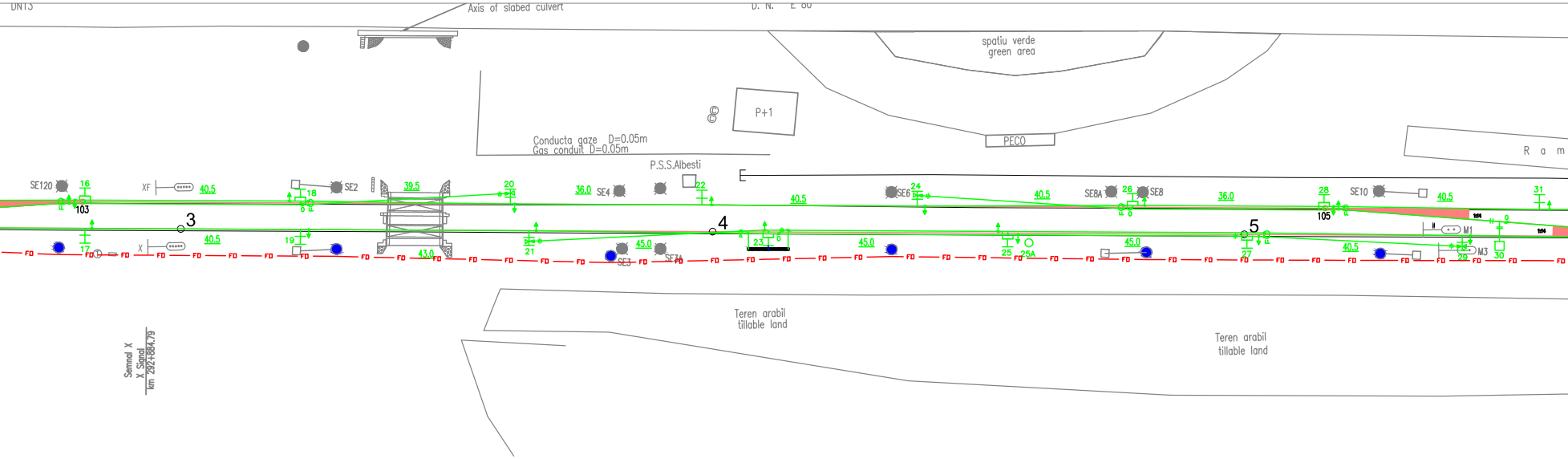
DN13
Axis of slabed culvert
D. N. E 80
spatiu verde
green area
P+1
PECO
R a m
Conducta gaze D=0.05m
Gas conduit D=0.05m
P.S.S.Albesti
E
SE120
16
103
XF
40.5
18
SE2
39.5
20
36.0
SE4
22
40.5
SE6
24
40.5
SE8A
26
SE8
36.0
28
105
SE10
40.5
31
3
4
5
17
X
40.5
19
43.0
21
45.0
SE3
SE7A
23
45.0
25
25A
45.0
27
40.5
M1
M3
29
30
FD
Teren arabil
tillable land
Teren arabil
tillable land
Semnal X
X Signal
km 292+884.79


Ax podet dalat d=1.00m
Axis of slabed culvert
D.N. E80
Ax podet dalat d=1.00m
Axis of slabed culvert d=1,00m
p a R a m p
SE14
SE16
SE17
SE18
SE19
SE20
SE21
SE22
SE23
SE24
M5
Y1
Y5
YIV
YIII
107
109
111
113
6
7
8
Mf
Cab
Mag
FO
N
N
N
Sant dale beton
Teren arabil
tillable land
Drum asfalt Asphalted road
Drum asfalt Asphalted road
Stalp tip SECP4 type pole
Km 276+772
Stalp tip SECP4 type pole
Km 276+813
Stalp tip 10001 type pole
Km 276+862

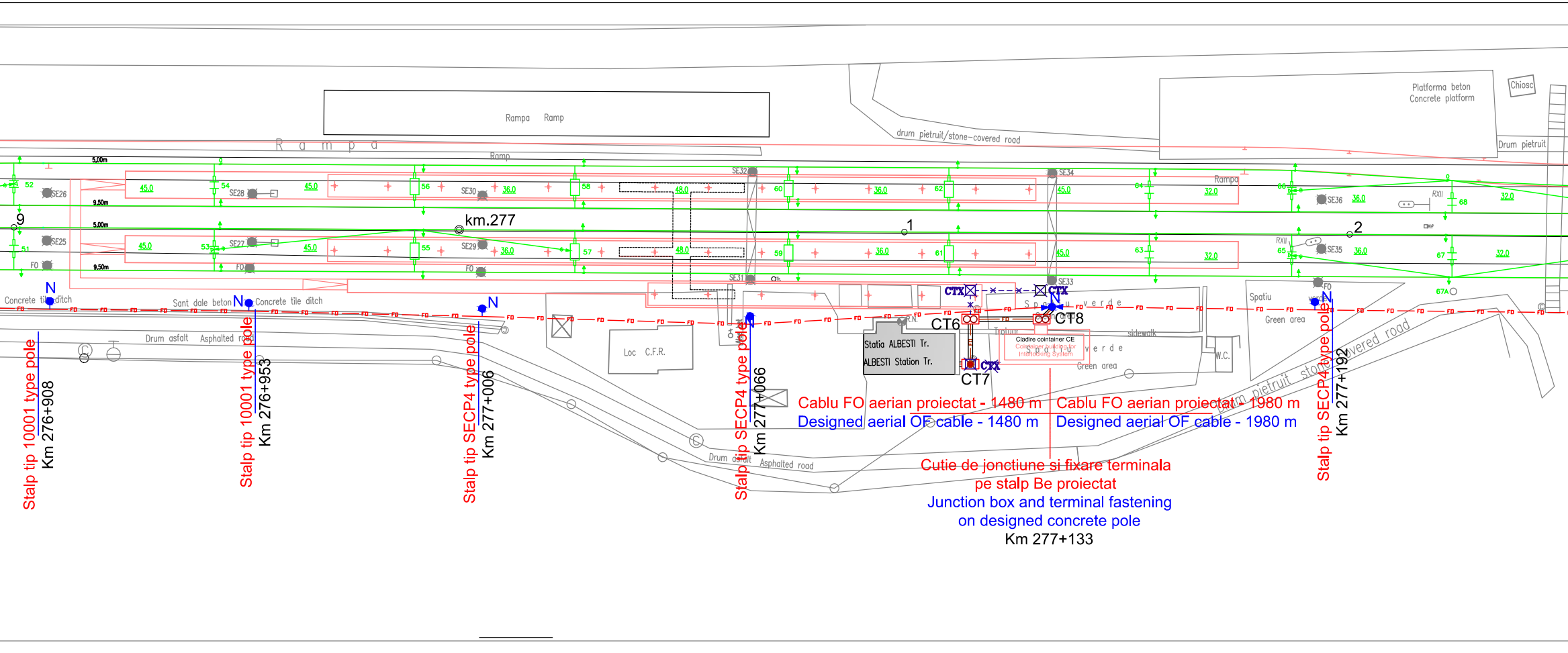
Rampa Ramp
Rampa
Ramp
Platforma beton
Concrete platform
Chiosc
drum pietruit/stone-covered road
Drum pietruit
5,00m
9,50m
km.277
9
1
2
52
SE26
54
SE28
56
SE30
38.0
58
48.0
SE32
60
36.0
62
SE34
45.0
64
32.0
66
SE36
36.0
RXII
68
32.0
SE25
51
53
SE27
55
SE29
36.0
57
48.0
59
36.0
61
45.0
63
32.0
65
SE35
36.0
67
32.0
SE31
SE33
67A
FO
Concrete tile ditch
Sant dale beton
Concrete tile ditch
Drum asfalt
Asphalted road
Loc C.F.R.
R.N.
CTX
CTX
CTX
CT6
CT7
CT8
Statia ALBESTI Tr.
ALBESTI Station Tr.
Cladire cointainer CE
Cointainer building for
Interlocking System
Spatiu verde
Green area
Trotuar
sidewalk
W.C.
Spatiu verde
Green area
Drum pietruit stone-covered road
N
Stalp tip 10001 type pole
Km 276+908
Stalp tip 10001 type pole
Km 276+953
Stalp tip SECP4 type pole
Km 277+006
Stalp tip SECP4 type pole
Km 277+066
Stalp tip SECP4 type pole
Km 277+192
Cablu FO aerian proiectat - 1480 m
Designed aerial OF cable - 1480 m
Cablu FO aerian proiectat - 1980 m
Designed aerial OF cable - 1980 m
Cutie de jonctiune si fixare terminala
pe stalp Be proiectat
Junction box and terminal fastening
on designed concrete pole
Km 277+133

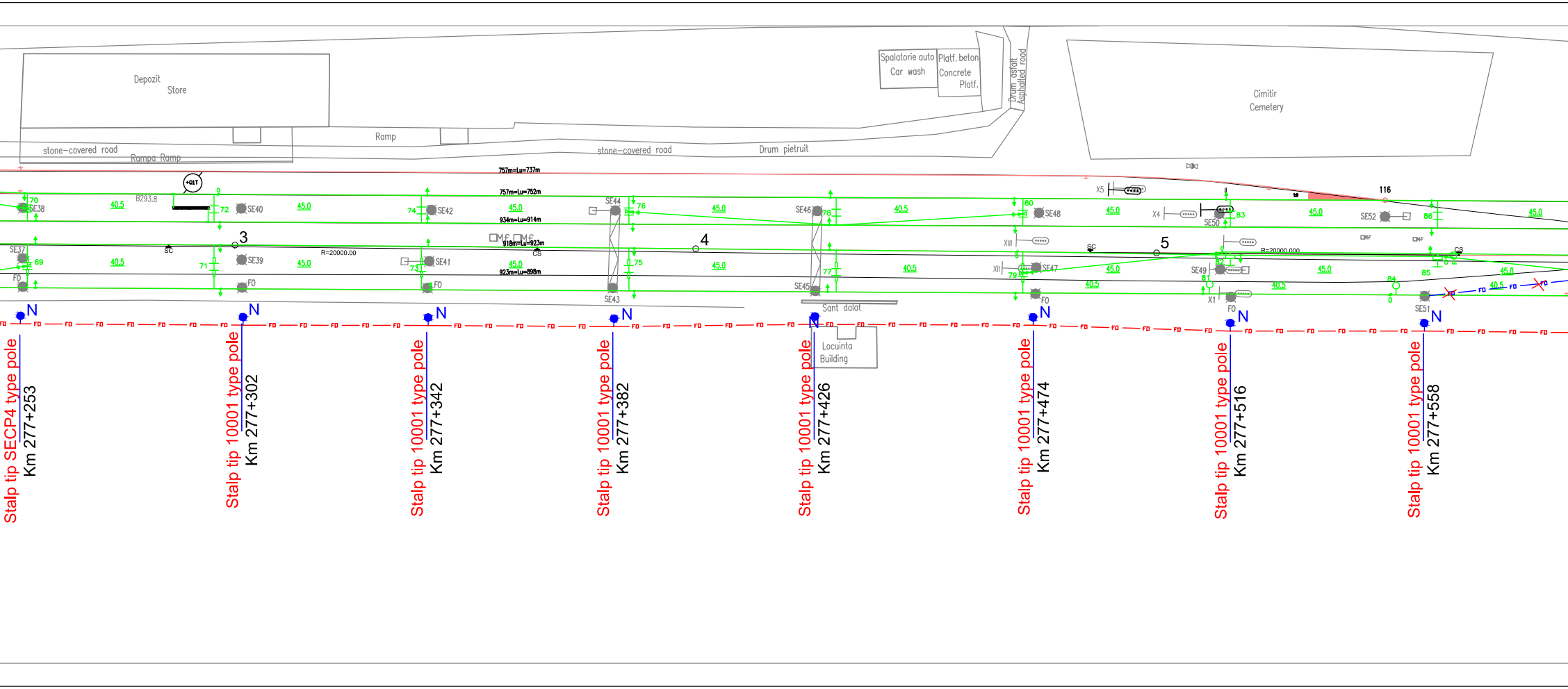
Depozit
Store
stone-covered road
Rampa Ramp
Ramp
stone-covered road
Drum pietruit
Spalatorie auto
Car wash
Platf. beton
Concrete
Platf.
Drum asfalt
Asphalted road
Cimitir
Cemetery
757m=Lu=737m
757m=Lu=752m
934m=Lu=914m
918m=Lu=923m
923m=Lu=898m
R=20000.00
R=20000.000
B293.8
SE37
SE38
SE39
SE40
SE41
SE42
SE43
SE44
SE45
SE46
SE47
SE48
SE49
SE50
SE51
SE52
FO
SC
CS
3
4
5
116
X1
X4
X5
XII
XIII
40.5
45.0
Sant dalat
Locuinta
Building
N
FO
Stalp tip SECP4 type pole
Km 277+253
Stalp tip 10001 type pole
Km 277+302
Stalp tip 10001 type pole
Km 277+342
Stalp tip 10001 type pole
Km 277+382
Stalp tip 10001 type pole
Km 277+426
Stalp tip 10001 type pole
Km 277+474
Stalp tip 10001 type pole
Km 277+516
Stalp tip 10001 type pole
Km 277+558

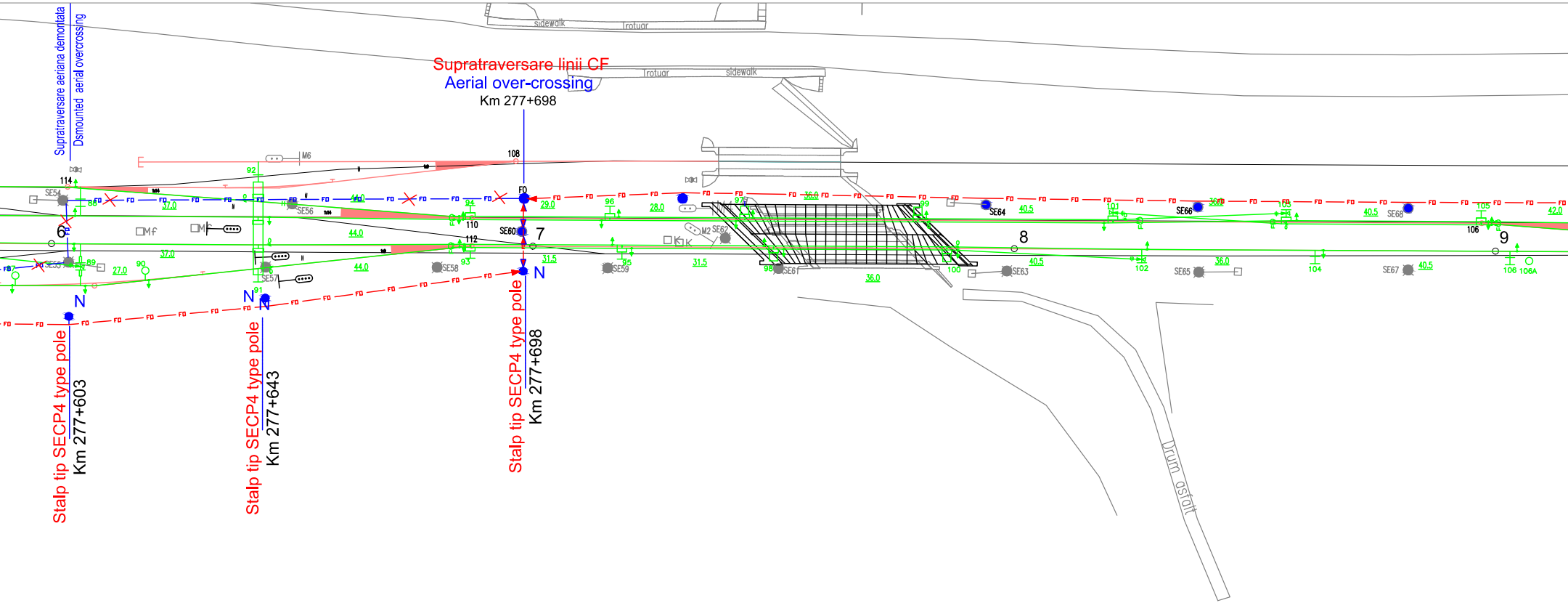
Supratraversare aeriana demontata
Dsmounted aerial overcrossing
sidewalk
Trotuar
Trotuar
sidewalk
Supratraversare linii CF
Aerial over-crossing
Km 277+698
M6
92
108
114
SE54
SE56
FO
37.0
44.0
29.0
28.0
36.0
40.5
36.0
42.0
96
97
99
101
103
105
SE64
SE66
SE68
6
7
8
9
110
112
SE60
M2
SE62
44.0
37.0
27.0
44.0
31.5
31.5
36.0
40.5
36.0
40.5
SE55
89
90
91
93
95
98
100
102
104
106
106A
SE57
SE58
SE59
SE61
SE63
SE65
SE67
N
N
N
N
Stalp tip SECP4 type pole
Km 277+603
Stalp tip SECP4 type pole
Km 277+643
Stalp tip SECP4 type pole
Km 277+698
Drum asfalt

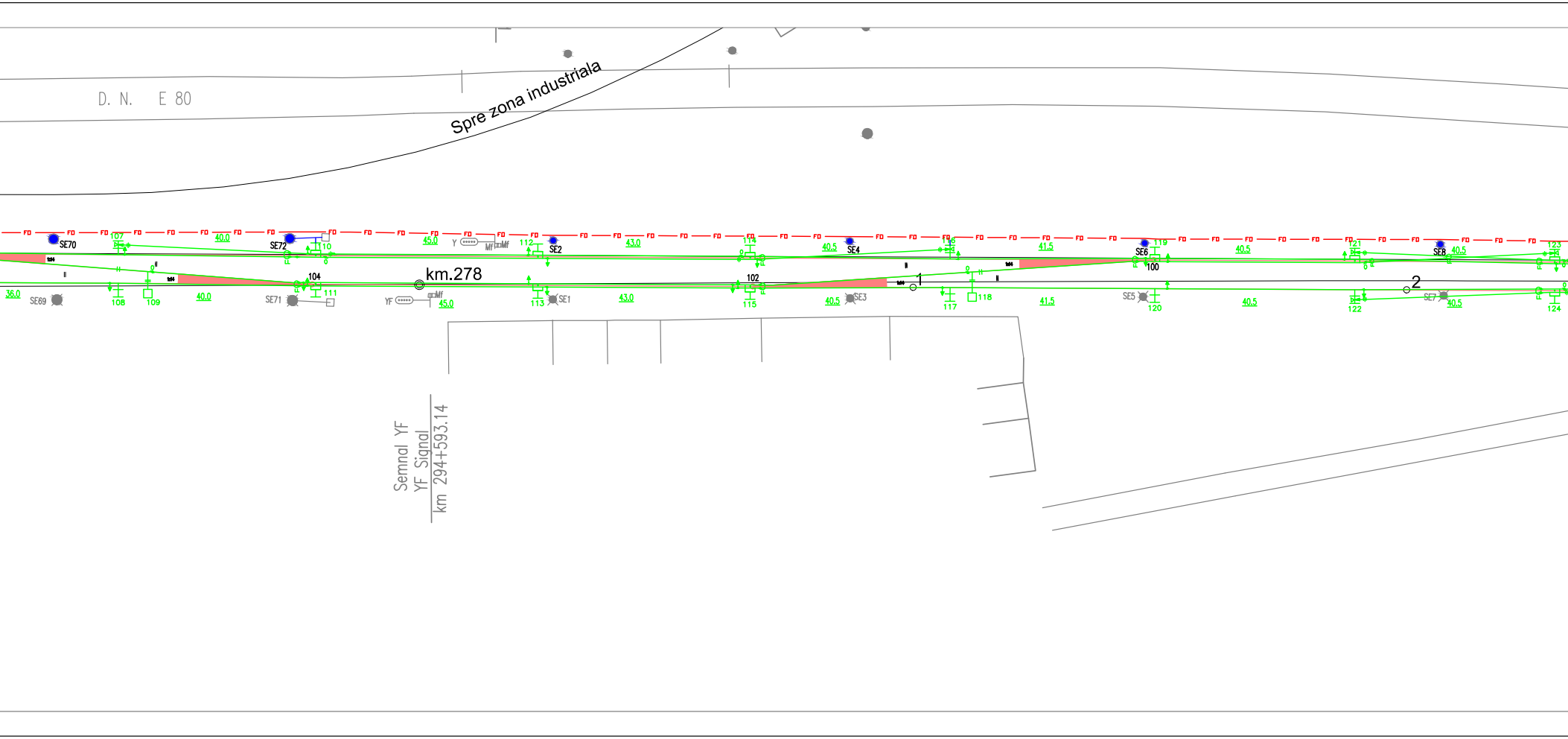
D. N. E 80
Spre zona industriala
FD
SE70
107
40.0
SE72
110
45.0
Y
Mf
112
SE2
43.0
114
40.5
SE4
116
41.5
SE6
119
100
40.5
121
SE8
40.5
123
104
km.278
102
1
2
36.0
SE69
108
109
40.0
SE71
111
YF
45.0
113
SE1
43.0
115
40.5
SE3
117
118
41.5
SE5
120
40.5
122
SE7
40.5
124
Semnal YF
YF Signal
km 294+593.14

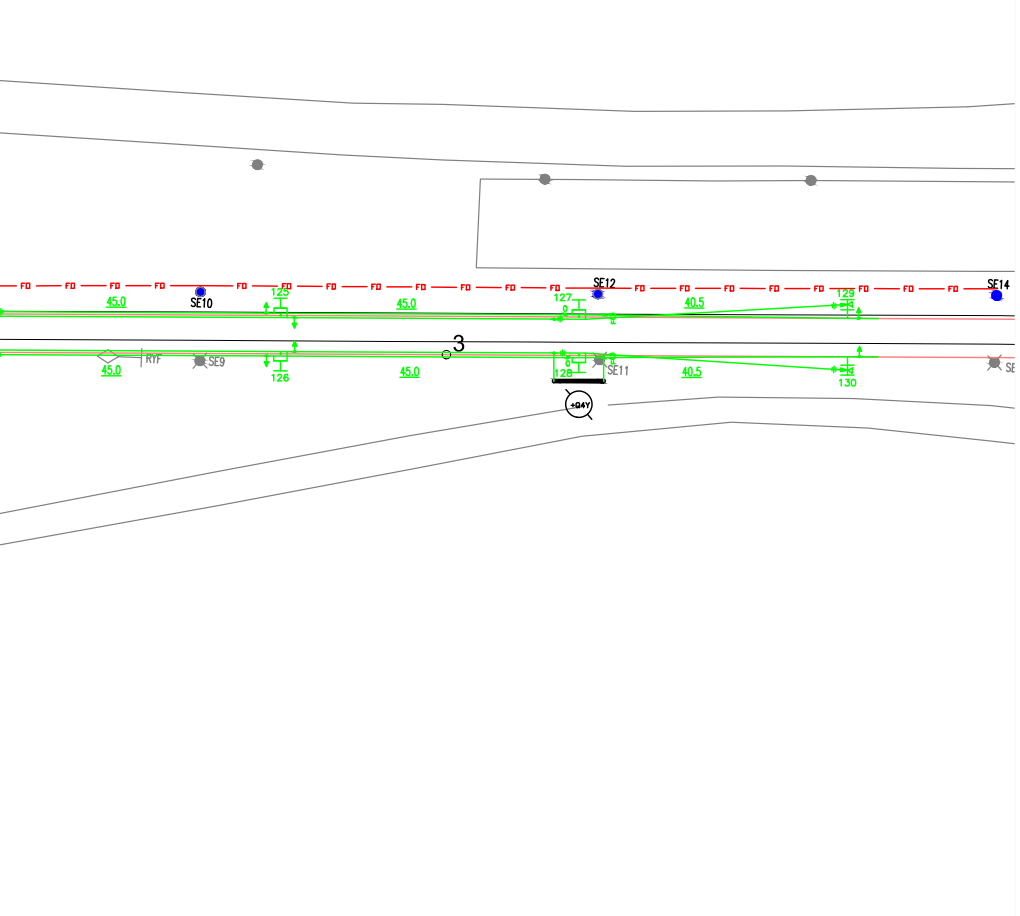
FD
45.0
SE10
125
45.0
127
SE12
40.5
129
SE14
3
45.0
RYF
SE9
126
45.0
0
128
SE11
40.5
130
±0.4Y

DESCRIEREA LUCRĂRILOR

Lucrările de protejare a cablului cu fibre optice existent se vor realiza în 2 faze.

Faza 1 **-** Inaintea începerii lucrărilor de construcţii pentru eliberarea amplasamentului se va executa:

a) In capătul X al staţiei:
  - instalarea între semnalul de intrare X (incepând de la stâlpul SE103 intervalul Vânători - Albeşti) şi clădirea staţiei unui cablu cu fibre optice nou.
    Cablul aerian se va instala pe partea dreaptă a căii ferate, pe stâlpii existenţi ai liniei de contact şi pe stâlpii proiectaţi în afara amprizei lucrărilor de construire a noii linii 1
  - introducerea subterană a cablului în clădire se va face prin canalizaţia telefonică proiectată

b) In capătul Y al staţiei:
  - instalarea unui cablu cu fibre optice nou între clădirea staţiei şi semnalul de intrare capăt Y (până la stâlpul SE32 interval Albeşti - Sighişoara)
    Cablul aerian se va instala pe partea dreaptă a căii ferate pe stâlpii proiectaţi în afara amprizei lucrărilor de construire a noii linii 1 până la km 277+698
  - la km 277+698 cablul va supratraversa liniile c.f. şi se va instala în continuare pe stâlpii LC existenţi de pe partea stângă a căii ferate

c) După preluarea comunicaţiilor pe noul cablu cu fibre optice, cablul existent se va demonta.

DESCRIPTION OF WORKS

The protection works for the existing fiber optic cable have to be made in two working phases.

1st Phase - Before the beginning of the construction works in order to set free the site it must carry out the followings:

a) At the X end of the station:
  - installation between the X entrance signal (starting from the SE103 pole on Vânători - Albeşti section) and the station building of a new fiber optic cable
    The aerial cable will be installed on the right side of the rail tracks on the existing poles of the contact line and on the designed poles outside the working area where it will be constructed the new track 1
  - the inderground introduction of cable in building will be made through the designed telephone conduit.

b) At the Y end of the station:
  - installation of a new fiber optic cable between the station building and the Y end entrance signal (up to the SE32 pole on Albeşti - Sighişoara section)
    The aerial cable will be installed on the right side of the rail tracks on the designed poles outside the working area where it will be constructed the new track 1 up to km km 277+698
  - at km 277+698 the cable will over-cross the rail tracks and further on it will be installed on the existing poles of the contact line on the left side of the rail tracks.

c) After the taking over of communications on the new fiber optic cable, the existing cable will be dismounted.

LEGENDA TELECOMUNICATII

TELECOMMUNICATIONS LEGEND:

— FD — FD —	Cablu FO aerian proiectat Designed aerial OF cable
— FD — FD —	Cablu cu fibre optice subteran Underground fiber optic cable
✕— FD — FD —✕	Cablu cu fibre optice demontat Dismounted fiber optic cable
▭ CT	Camera de tragere proiectata / Designed Manhole
☒ CTX	Camera de tragere demontata / Dismonted Manhole
═	Canalizatie telefonica cu tevi PVC Telephone conduit with PVC pipes
●	Cutie de jonctiune in camera de tragere Junction box in manhole
SN ●	Stalp de beton proiectat pentru sustinerea cablului FO Designed concrete pole for supporting the OF cable
●	Stalp de beton existent care se pastreaza Preserved existing concrete pole (not dismounted)
●	Stalp de beton existent care se demonteaza Dismantled concrete pole

D					
C					
B					
A					
Indice Index	Data Date	Modificare Modification/Revision	Proiectant Designer	Aprobat Consultant Approved Consultant	Aprobat CFR Approved CFR

UVERNUL ROMANIEI
MANIAN GOVERNMENT

PROIECT FINANŢAT DE UNIUNEA EUROPEANĂ
EUROPEAN UNION FINANCED PROJECT

CLIENT / CLIENT

C.N.C.F. "C.F.R." - S.A.

ITALFERR
GRUPPO FERROVIE DELLO STATO
Joint Venture leader

Scott Wilson

OBERMEYER
PLANEN + BERATEN GmbH

TECNIC
Consulting Engineers

CONSULTANT / CONSULTANT

			Data Date	Semnătură Signature
Aprobat Approved	Şef proiect Project manager	R. Liuzza		
Aprobat Approved	Coordonator Secţiune 1 Section 1 Coordinator	C. Gambelli		
Verificat Checked	Expert Verificator Checking Expert	Pino Amodio		

SUBCONTRACTANT / SUBCONTRACTOR

AREX COMPANY

Aprobat Approved	Responsabil Subcontractant Subcontractor Responsible	A.Stanciu - Dinulescu		
Întocmit Elaborated	Proiectant Designer	Gabriela Trifan		Trifan

Reabilitarea liniei de cale ferata Brasov - Simeria, parte componentă a coridorului IV Pan European, pentru circulaţia trenurilor cu viteza maximă de 160 km/h,
Tronsonul : Braşov - Sighişoara
Rehabilitation of the railway line Braşov - Simeria, component Part of the IV Pan-European Corridor, for the trains circulation with maximum speed of 160 km/h,
Section : Braşov - Sighişoara

Proiect/Project
2004/RO/16/P/PA/003

Faza / Phase:
P.Th. / T.D.

Denumire desen / Drawing Title :

Mutarea si protejarea cablului FO existent - Faza 1
Plan de situaţie - Statia Albesti Station - Layout Plan
Relocation and protection of existing OF cable - 1st Phase

Codificare / Codification System	Scara / Scale 1:500	LOT / LOT	Nr. / No 01 / 02

E A 5 1   0 1   C   1 9   L 8   T C   1 0   5   1   0 0 1   1