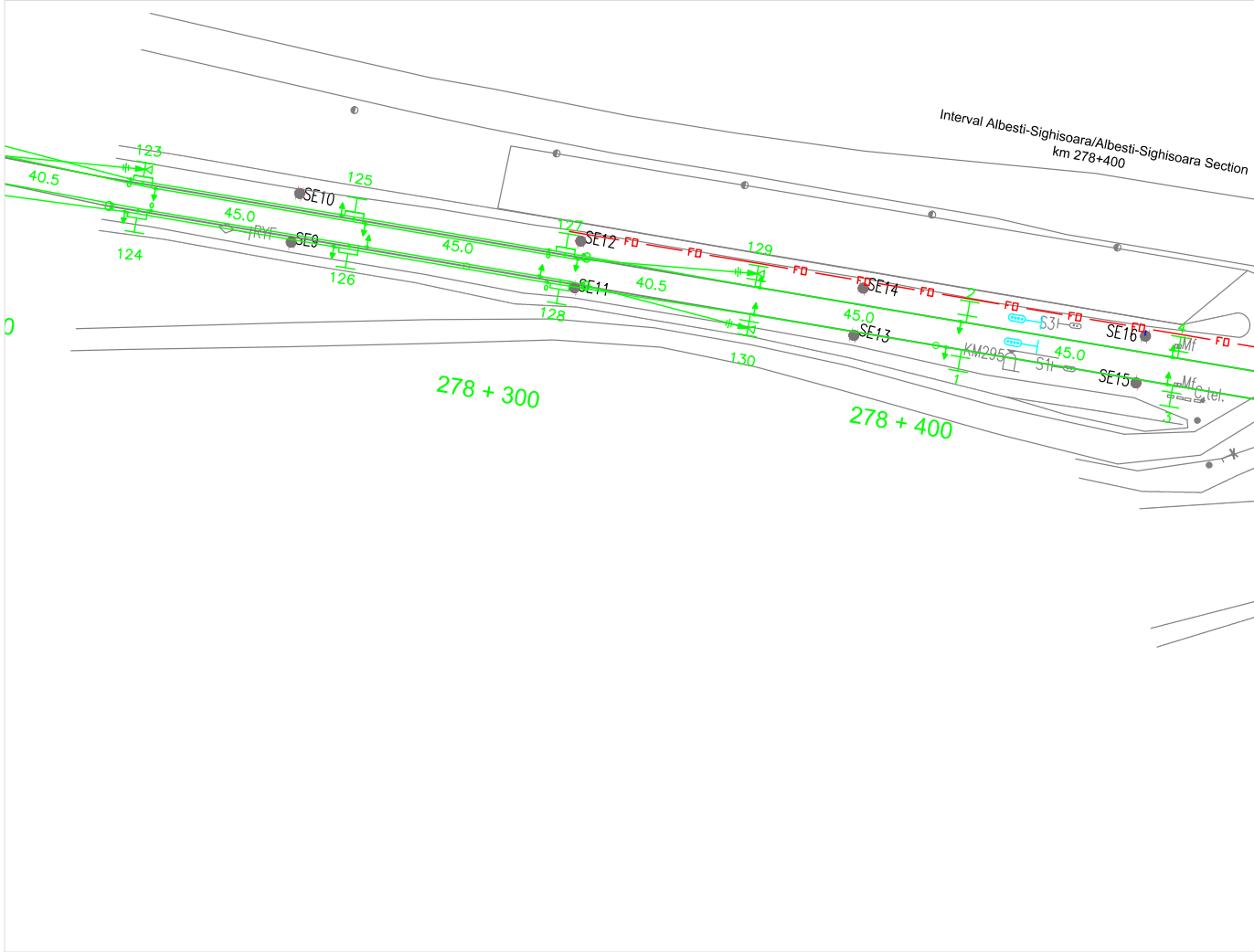
Interval Albesti-Sighisoara/Albesti-Sighisoara Section
km 278+400
123
40.5
124
SE10
125
45.0
RYF
SE9
126
45.0
127
SE12
FO
SE11
128
40.5
129
130
278 + 300
SE14
45.0
SE13
2
KM295
1
S3
S1
45.0
SE16
4
Mf
SE15
Mf
C.tel.
3
278 + 400

2	
H	405.5
-	FCB
-	-
-	-

E	
-	-
-	-
-	ID
-	CO/-

FO	
-	-

4	
H	450.5
-	FCB
-	-
-	-

E	
-	-
-	-
-	DD
-	CO/-

FO	
-	-

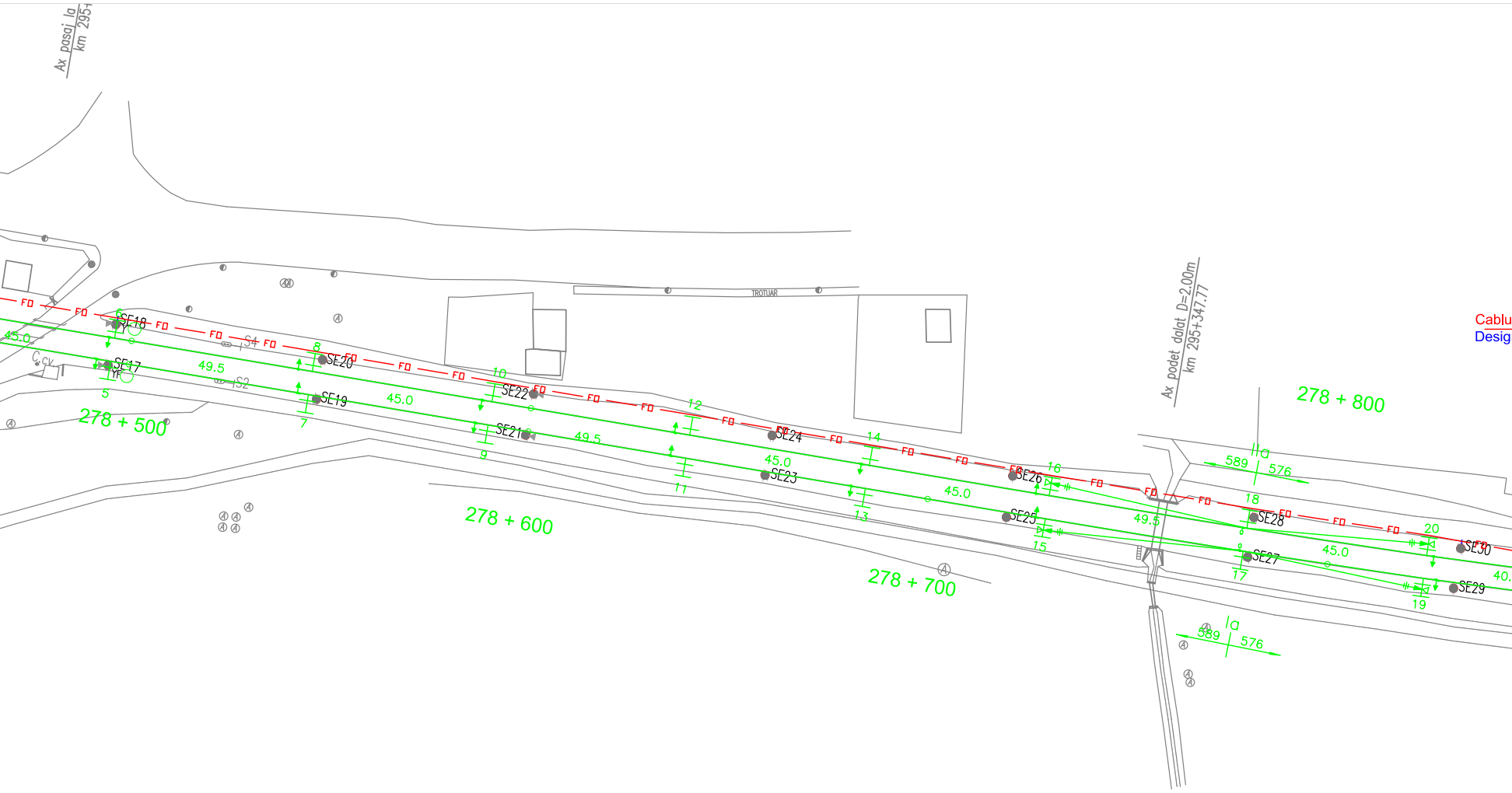
Ax pasaj la
km 295+
TROTUAR
Ax podet dalat D=2.00m
km 295+347.77
Cablu
Desig
278 + 500
278 + 600
278 + 700
278 + 800
FD
C.cv.
S4
S2
SE17
SE18
SE19
SE20
SE21
SE22
SE23
SE24
SE25
SE26
SE27
SE28
SE29
SE30
YF
5
6
7
8
9
10
11
12
13
14
15
16
17
18
19
20
45.0
49.5
40.
IIa
Ia
589
576

6	
H	495.5
–	FCB
–	–
–	–

E	
–	–
–	–
–	ID
–	C□/–

F□	
–	–

8	
H	545
–	FCB
–	–
–	–

E	
–	–
–	–
–	DD
–	C□/–

F□	
–	–

10	
H	590
–	FCB
–	–
–	–

E	
–	–
–	–
–	ID
–	C□/–

F□	
–	–

12	
H	639.5
–	FCB
–	–
–	–

E	
–	–
–	–
–	DD
–	C□/–

F□	
–	–

14	
H	684.5
–	FCB
–	–
–	–

E	
–	–
–	–
–	ID
–	C□/–

F□	
–	–

16	
H	729.5
–	FCB
An	–
–	–

E	
–	–
–	–
–	DD
–	C□/–

F□	
–	–

18	
H	779
–	FCB
–	–
–	–

E	
–	–
–	–
–	ID
–	C□/–

F□	
–	–

20	
H	824
–	FCB
An	–
–	–

E	
–	–
–	–
–	ID
–	C□/–

F□	
–	–


Cutie de jonctiune pe stalp SE32
Junction box on SE32 pole
Km 278+892
FO aerial proiectat - 1980m
ned aerial OF cable - 1980 m
Cablu FO aerial existent
Existing aerial OF cable
Fixare terminala
Terminal fastening
Fixare terminala
Terminal fastening
Ax pod tablier metalic D=5.75m
km 295+760.19
278 + 900
279 + 000
279 + 100
279 + 200
FO
SE31
SE32
SE33
SE34
SE35
SE36
SE37
SE38
SE39
SE40
SE41
SE42
SE44
21
22
23
24
25
26
27
28
29
30
31
32
33
34
35
36
37
38
49.5
49.5
40.5
40.5
45.0
49.5
40.5
45.0

22		24		26		28		30		32		34		36		38	
H	864.5	H	914	H	963.5	H	004	H	044.5	H	089.5	H	139	H	179.5	H	224.5
–	FCB	–	FCB	–	FCB	–	FCB	–	FCB	–	FCB	–	FCB	–	FCB	–	FCB
–	–	–	–	–	–	–	–	–	–	–	–	–	–	–	–	An	–
–	–	–	–	–	–	–	–	–	–	–	–	–	–	–	–	–	–

E		E		E		E		E		E		E		E		E	
–	–	–	–	–	–	–	–	–	–	–	–	–	–	–	–	–	–
–	–	–	–	–	–	–	–	–	–	–	–	–	–	–	–	–	–
–	ID	–	ID	–	ID	–	ID	–	ID	–	ID	–	ID	–	ID	–	ID
–	CO/–	–	CO/–	–	CO/–	–	CO/–	–	CO/–	–	CO/–	–	CO/–	–	CO/–	–	CO/–

FO		FO		FO		FO		FO		FO		FO		FO		FO	
–	–	–	–	–	–	–	–	–	–	–	–	–	–	–	–	–	–

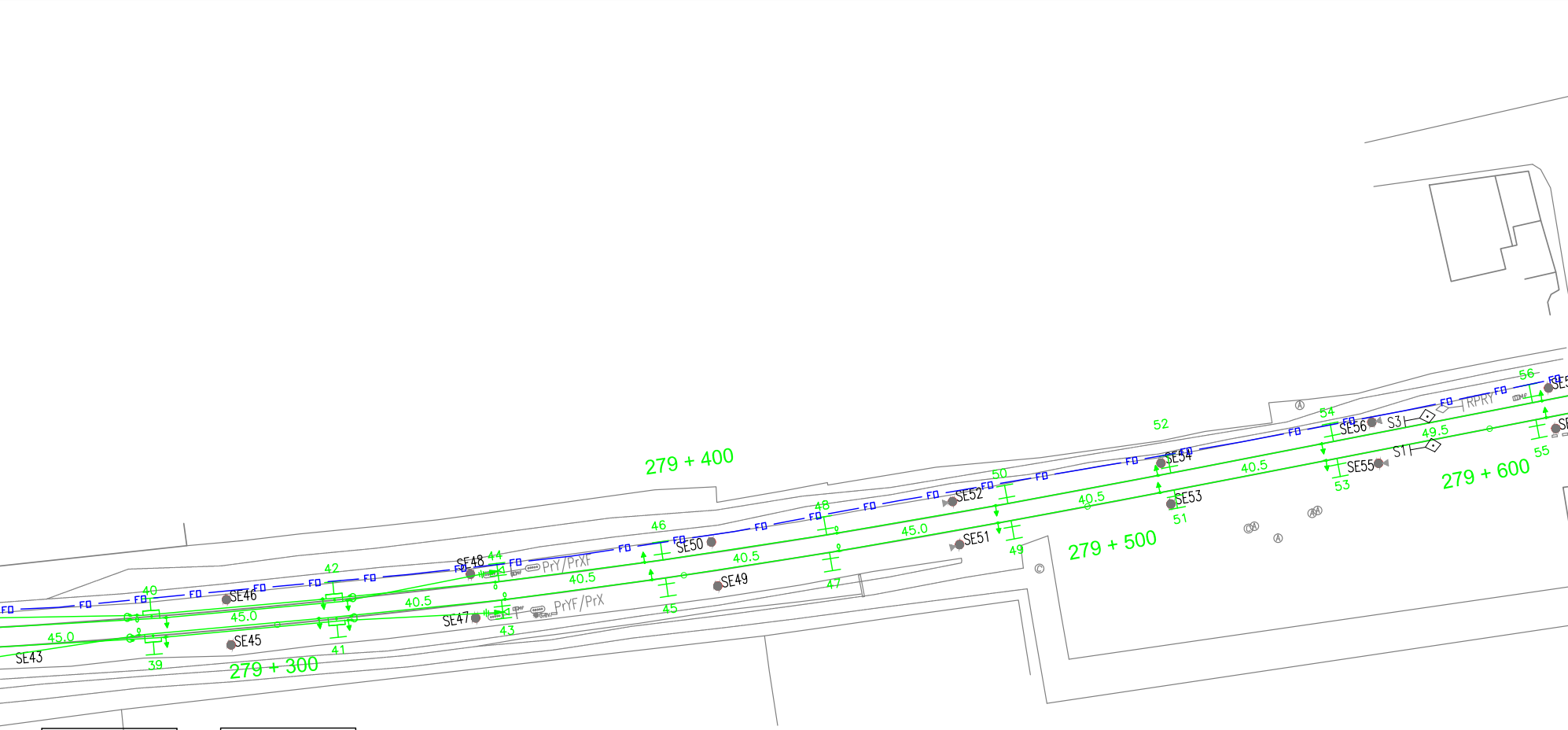
279 + 300
279 + 400
279 + 500
279 + 600
SE43
SE45
SE46
SE47
SE48
SE49
SE50
SE51
SE52
SE53
SE54
SE55
SE56
S3
S1
PrY/PrXF
PrYF/PrX
RPRY
FD
45.0
40.5
49.5
39
40
41
42
43
44
45
46
47
48
49
50
51
52
53
54
55
56

40	
H	269.5
–	FCB
–	–
–	–

E1	
–	–
–	–
–	A
–	C□/–

E2	
–	–
–	–
–	ID
–	C□/–

F□	
–	–

42	
H	314.5
–	FCB
–	–
–	–

E1	
–	–
–	–
–	ID
–	C□/–

E2	
–	–
–	–
–	A
–	C□/–

F□	
	–

44	
H	355
–	FCB
An	–
–	–

E	
–	–
–	–
–	ID
–	C□/–

F□	
–	–

46	
H	395.5
–	FCB
–	–
–	–

E	
–	–
–	–
–	DD
–	C□/–

F□	
–	–

48	
H	436
–	FCB
–	–
–	–

E	
–	–
–	–
–	ID
–	C□/–

F□	
–	–

50	
H	481
–	FCB
–	–
–	–

E	
–	–
–	–
–	ID
–	C□/–

F□	
–	–

52	
H	521.5
–	FCB
–	–
–	–

E	
–	–
–	–
–	DD
–	C□/–

F□	
–	–

54	
H	562
–	FCB
–	–
–	–

E	
–	–
–	–
–	ID
–	C□/–

F□	
–	–

56	
H	611.5
–	FCB
–	–
–	–

E	
–	–
–	–
–	DD
–	C□/–

F□	
–	–

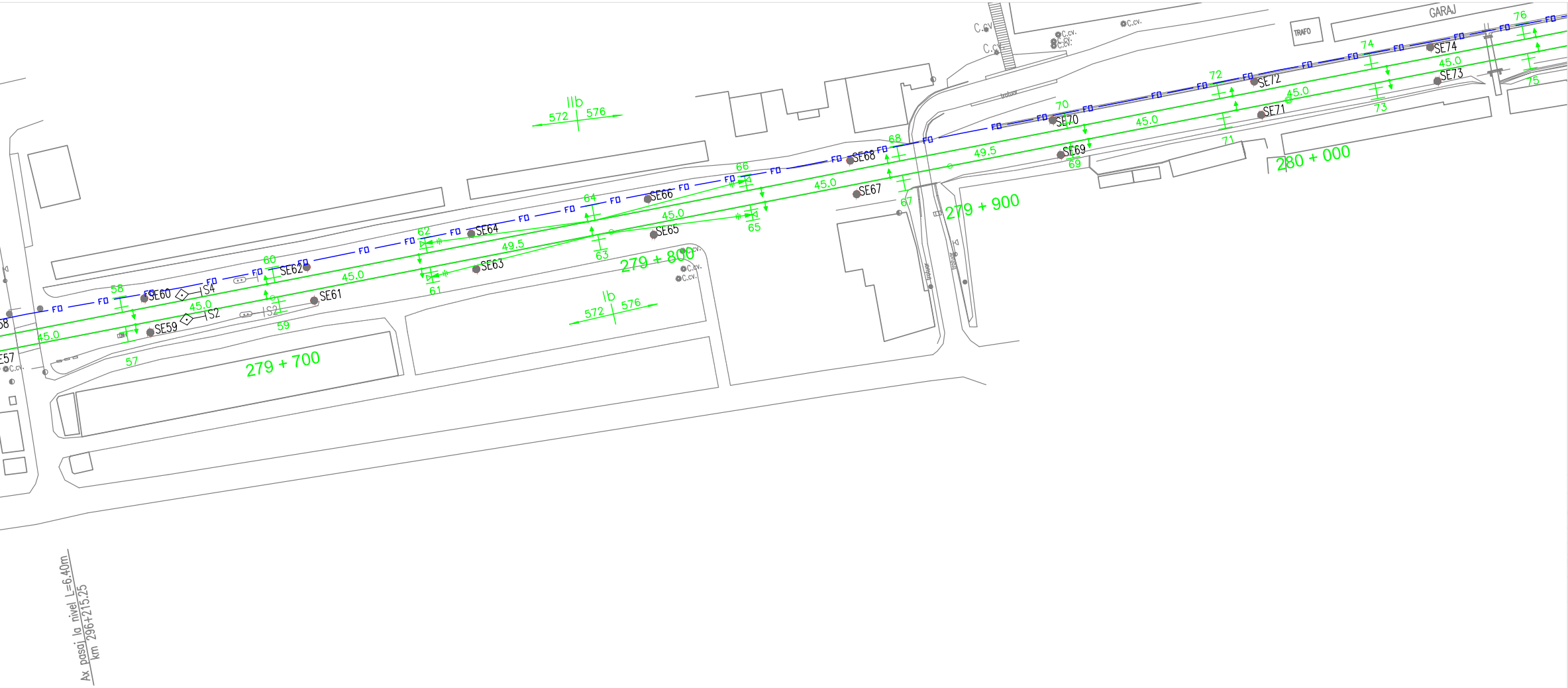
IIb
572
576
Ib
572
576
279 + 700
279 + 800
279 + 900
280 + 000
57
58
59
60
61
62
63
64
65
66
67
68
69
70
71
72
73
74
75
76
45.0
49.5
SE57
SE59
SE60
SE61
SE62
SE63
SE64
SE65
SE66
SE67
SE68
SE69
SE70
SE71
SE72
SE73
SE74
IS2
IS4
FD
C.cv.
GARAJ
TRAFO
trotuar
Ax pasaj la nivel L=6.40m
km 296+215.25

58	
H	656.5
-	FCB
	-
-	-

E	
-	-
-	-
-	ID
-	C□/-

F□	
-	-

60	
H	701.5
-	FCB
	-
-	-

E	
-	-
-	-
-	ID
-	C□/-

F□	
-	-

62	
H	746.5
-	FCB
An	-
-	-

E	
-	-
-	-
-	ID
-	C□/-

F□	
-	-

64	
H	796
-	FCB
-	-
-	-

E	
-	-
-	-
-	DD
-	C□/-

F□	
-	-

66	
H	841
-	FCB
An	-
-	-

E	
-	-
-	-
-	ID
-	C□/-

F□	
-	-

68	
H	886
-	FCB
	-
-	-

E	
-	-
-	-
-	DD
-	C□/-

F□	
-	-

70	
H	935.5
-	FCB
-	-
-	-

E	
-	-
-	-
-	ID
-	C□/-

F□	
-	-

72	
H	980.5
-	FCB
-	-
-	-

E	
-	-
-	-
-	DD
-	C□/-

F□	
-	-

74	
H	025.5
-	FCB
-	-
-	-

E	
-	-
-	-
-	ID
-	C□/-

F□	
-	-

76	
H	070.5
-	FCB
-	-
-	-

E	
-	-
-	-
-	DD
-	C□/-

F□	
-	-

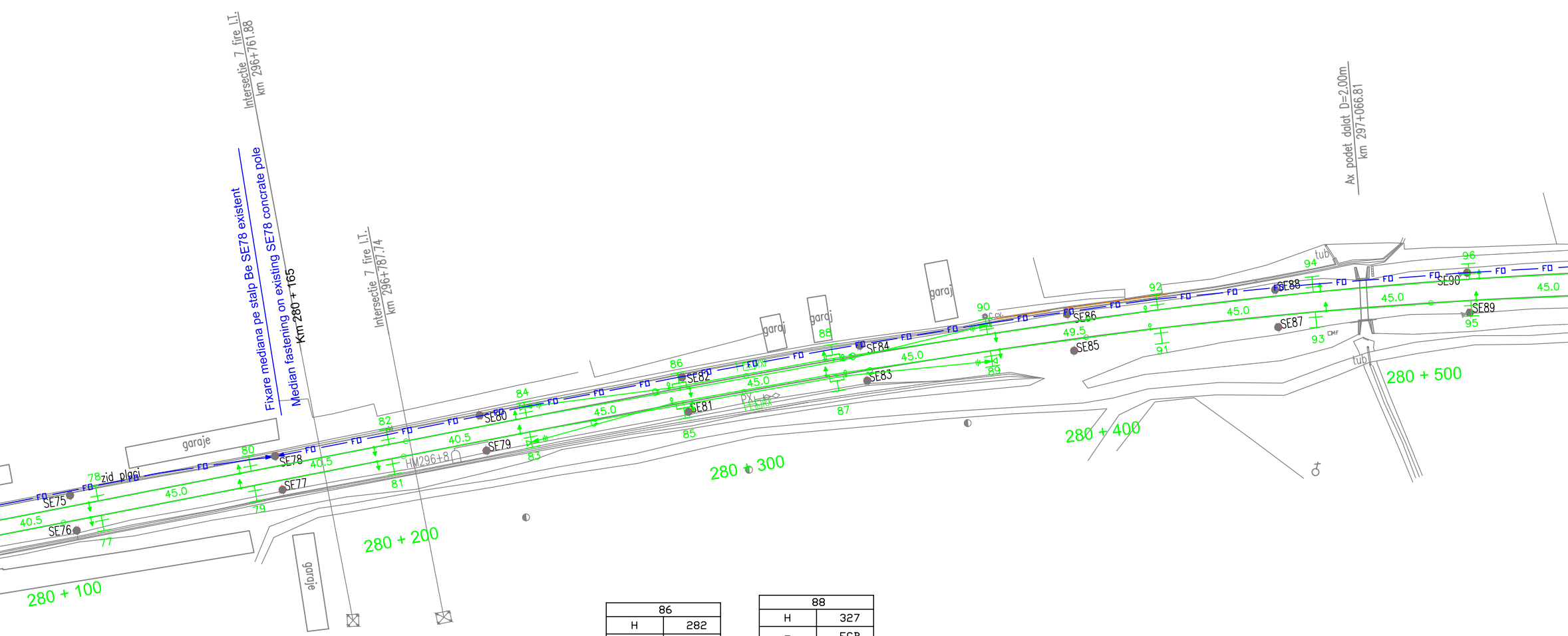
Intersectie 7 fire I.T.
km 296+761.88
Fixare mediana pe stalp Be SE78 existent
Median fastening on existing SE78 concrate pole
Km 280 + 165
Intersectie 7 fire I.T.
km 296+787.74
Ax podet dalat D=2.00m
km 297+066.81
garaje
garaje
garaj
garaj
garaj
zid placi
tub
tub
HM296+8
C.cv.
PX
RX
SE75
SE76
SE77
SE78
SE79
SE80
SE81
SE82
SE83
SE84
SE85
SE86
SE87
SE88
SE89
SE90
77
78
79
80
81
82
83
84
85
86
87
88
89
90
91
92
93
94
95
96
40.5
45.0
40.5
40.5
45.0
45.0
45.0
45.0
49.5
45.0
45.0
45.0
45.0
F□
280 + 100
280 + 200
280 + 300
280 + 400
280 + 500

86	
H	282
–	FCB
–	–
–	–

E1	
–	–
–	–
–	A
–	C□/–

E2	
–	–
–	–
–	ID
–	C□/–

F□	
–	–

88	
H	327
–	FCB
–	–
–	–

E1	
–	–
–	–
–	A
–	C□/–

E2	
–	–
–	–
–	DD
–	C□/–

F□	
–	–

78	
H	111
–	FCB
–	–
–	–

E	
–	–
–	–
–	ID
–	C□/–

F□	
–	–

80	
H	156
–	FCB
	–
–	–

E	
–	–
–	–
–	DD
–	C□/–

F□	
–	–

82	
H	196.5
–	FCB
–	–
–	–

E	
–	–
–	–
–	ID
–	C□/–

F□	
–	–

84	
H	237
–	FCB
An	–
–	–

E	
–	–
–	–
–	DD
–	C□/–

F□	
–	–

90	
H	372
–	FCB
An	–
–	–

E	
–	–
–	–
–	ID
–	C□/–

F□	
–	–

92	
H	421.5
–	FCB
–	–
–	–

E	
–	–
–	–
–	ID
–	C□/–

F□	
–	–

94	
H	466.5
–	FCB
–	–
–	–

E	
–	–
–	–
–	DD
–	C□/–

F□	
–	–

96	
H	511.5
–	FCB
–	–
–	–

E	
–	–
–	–
–	DD
–	C□/–

F□	
–	–

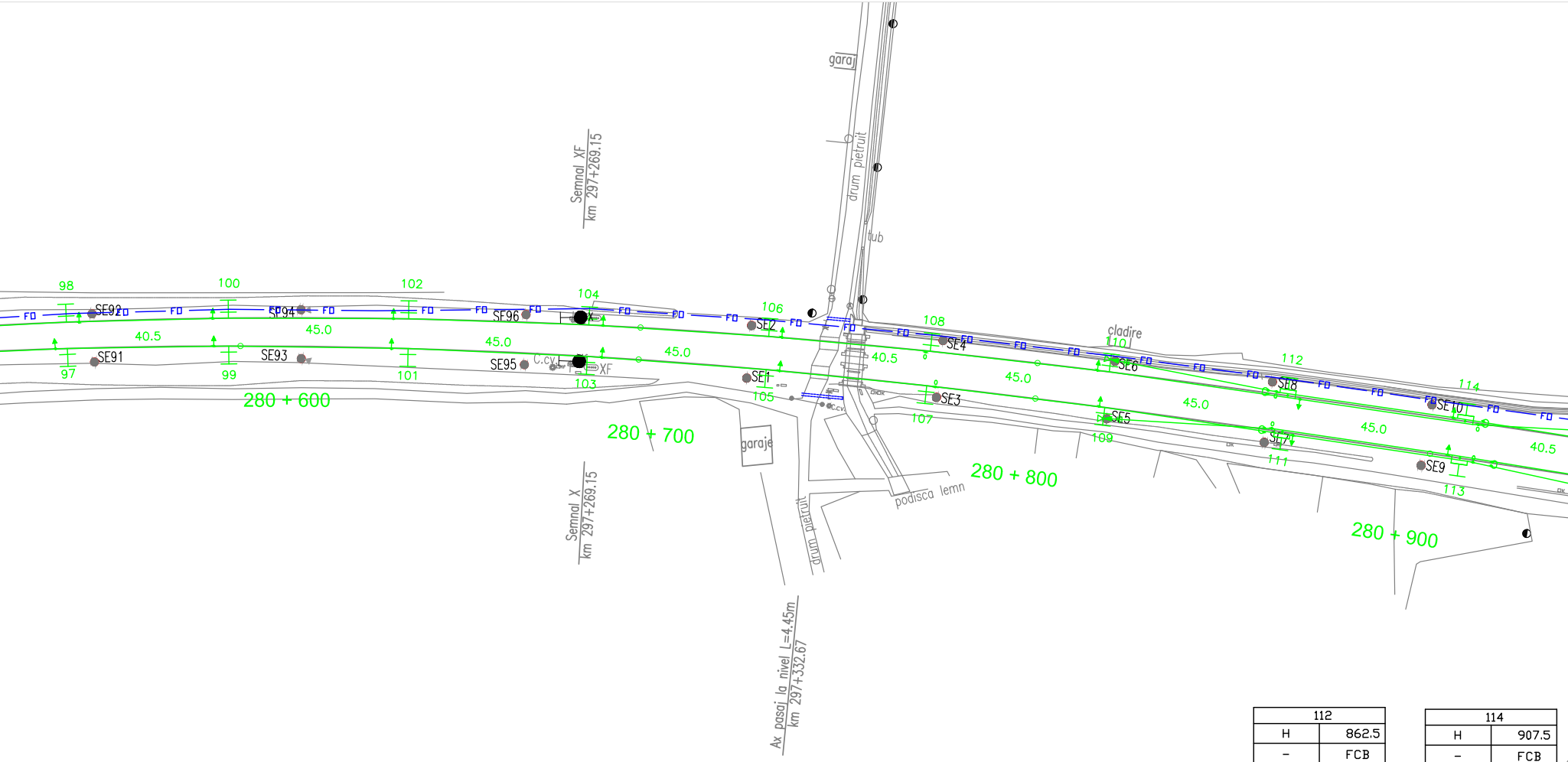
garaj
drum pietruit
tub
Semnal XF
km 297+269.15
Semnal X
km 297+269.15
Ax pasaj la nivel L=4.45m
km 297+332.67
cladire
garaje
podisca lemn
drum pietruit
280 + 600
280 + 700
280 + 800
280 + 900
98
100
102
104
106
108
110
112
114
97
99
101
103
105
107
109
111
113
40.5
45.0
45.0
45.0
45.0
40.5
45.0
45.0
45.0
40.5
SE91
SE92
SE93
SE94
SE95
SE96
SE1
SE2
SE3
SE4
SE5
SE6
SE7
SE8
SE9
SE10
C.cv.
XF
X
FO

98	
H	556.5
–	FCB
–	–
–	–

E	
–	–
–	–
–	DD
–	C□/–

F□	
–	–

100	
H	597
–	FCB
–	–
–	–

E	
–	–
–	–
–	DD
–	C□/–

F□	
–	–

102	
H	642
–	FCB
–	–
–	–

E	
–	–
–	–
–	DD
–	C□/–

F□	
–	–

104	
H	687
–	FCB
–	–
–	–

E	
–	–
–	–
–	DD
–	C□/–

F□	
–	–

106	
H	732
–	FCB
–	–
–	–

E	
–	–
–	–
–	DD
–	C□/–

F□	
–	–

108	
H	772.5
–	FCB
–	–
–	–

E	
–	–
–	–
–	ID
–	C□/–

F□	
–	–

110	
H	817.5
–	FCB
An	–
–	–

E	
–	–
–	–
–	DD
–	C□/–

F□	
–	–

112	
H	862.5
–	FCB
–	–
–	–

E1	
–	–
–	–
–	A
–	C□/–

E2	
–	–
–	–
–	ID
–	C□/–

F□	
–	–

114	
H	907.5
–	FCB
–	–
–	–

E1	
–	–
–	–
–	A
–	C□/–

E2	
–	–
–	–
–	DD
–	C□/–

F□	
–	–

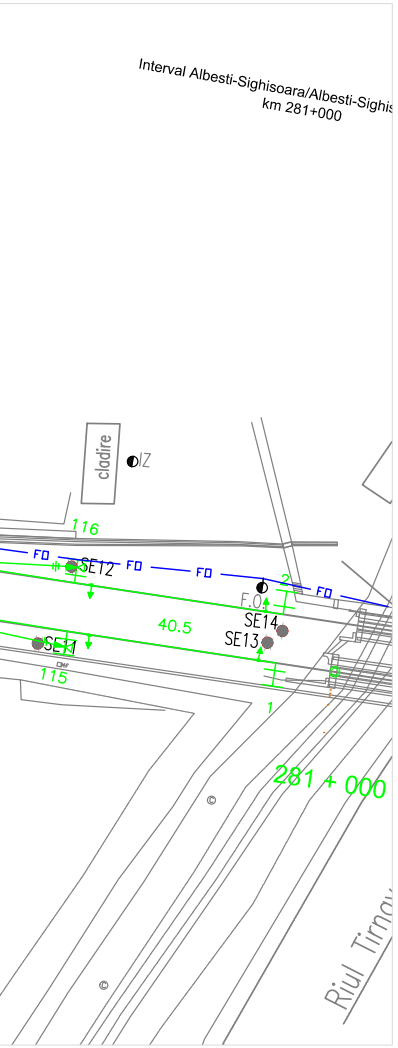
Interval Albesti-Sighisoara/Albesti-Sighis
km 281+000
cladire
IZ
116
FO
SE12
F.O.
2
40.5
SE14
SE13
SE11
115
1
281 + 000
Riul Tirna

116	
H	948
-	FCB
An	-
-	-

E	
-	-
-	-
-	ID
-	CO/-

FO	
-	-

LEGENDA TELECOMUNICATII

TELECOMMUNICATIONS LEGEND:

🟥 FO	Cablu cu fibre optice aerian proiectat Designed aerial fiber optic cable
🟦 FO	Cablu cu fibre optice aerian existent Existing aerial fiber optic cable

LEGENDA LINIA DE CONTACT/ CONTACT LINE LEGEND

┼	Stâlp metalic H cu o consolă proiectat Designed metallic H pole with one cantilever
🟩	Linie de contact proiectată Projected contact line

DESCRIEREA LUCRĂRILOR

Lucrarile la cablul cu fibre optice existent se executa in 2 faze.

Faza 1 - Inaintea instalării noilor stâlpi metalici ai liniei de tracţiune

a) Se continuă instalarea cablului cu fibre optice proiectat din capătul Y al staţiei Albeşti până la stâlpul SE32, pe partea stângă a căii ferate.
Instalarea de face pe stâlpii existenţi ai linie de contact.
Pe stâlpul SE32 cablul proiectat se joncţionează de cablul existent.

b) In continuare până la staţia Sighişoara cablul cu fibre optice existent va rămâne pe stâlpii de beton existenţi.
Se păstrează fixarea mediană existentă de pe stâlpul SE78.

DESCRIPTION OF WORKS

1st Phase - will be performed before the planting the new metallic poles of the traction line

a) It is continued the installation of the designed fiber optic cable from the Y end of Albeşti station up to the SE32 pole, on the left side of rail tracks.
The installation will be made on the existing poles of the contact line.
On the SE32 pole the designed cable is jointed with the existing cable.

b) Further on up to the Sighişoara station the existing fiber optic cable will remain on the eixting concrete poles.
It will be preserved the existing median fastening on the SE78 pole.

D					
C					
B					
A					
Indice Index	Data Date	Modificare Modification/Revision	Proiectant Designer	Aprobat Consultant Approved Consultant	Aprobat CFR Approved CFR

GUVERNUL ROMANIEI
ROMANIAN GOVERNMENT

PROIECT FINANŢAT DE UNIUNEA EUROPEANĂ
EUROPEAN UNION FINANCED PROJECT

CLIENT / CLIENT

C.N.C.F. "C.F.R." - S.A.

ITALFERR
GRUPPO FERROVIE DELLO STATO
Joint Venture leader

Scott Wilson

OBERMEYER
PLANEN + BERATEN GmbH

TECNIC
Consulting Engineers

CONSULTANT / CONSULTANT			Data Date	Semnătură Signature
Aprobat Approved	ªef proiect Project manager	R. Liuzza		
Aprobat Approved	Coordonator Secþiune 1 Section 1 Coordinator	C. Gambelli		
Verificat Checked	Expert Cheie Key Expert	Pino Amodio		

SUBCONTRACTANT / SUBCONTRACTOR

Aprobat Approved	Responsabil Subcontractant Subcontractor Responsible	A.Stanciu - Dinulescu		
Întocmit Elaborated	Proiectant Designer	Gabriela Trifan		

Reabilitarea liniei de cale ferata Braºov - Simeria, parte componentă a coridorului IV Pan European, pentru circulaţia trenurilor cu viteza maximă de 160 km/h,
Tronsonul : Braşov - Sighişoara
Rehabilitation of the railway line Braşov - Simeria, component Part of the IV Pan-European Corridor, for the trains circulation with maximum speed of 160 km/h,
Section : Braşov - Sighişoara

Proiect/Project
2004/RO/16/P/PA/003

Faza / Phase:
P.Th. / T.D.

Denumire desen / Drawing Title :

Mutarea si protejarea cablului FO existent - Faza 1
Plan de situaţie - Interval Albeşti-Sighişoara - Layout Plan
1st phase - Relocation and protection of existing OF cable

Codificare / Codification System	Scara / Scale 1:1000	LOT / LOT	Nr. / No 01 / 02

EA51 01 C 20 L7 TC 11 3 1 001 1