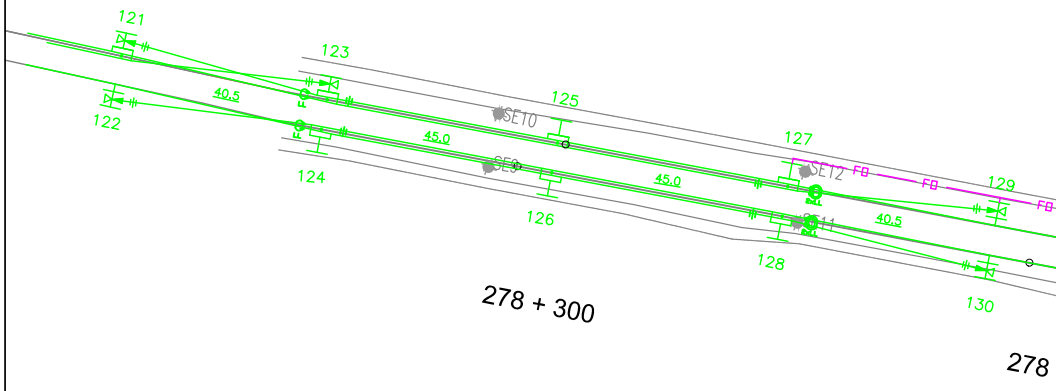
121
122
40.5
123
124
45.0
125
SE10
SE9
126
45.0
127
SE12
FD
FD
FD
SE11
128
40.5
129
130
278 + 300
278

2	
H	437
–	–
–	–
–	–

E1	
5500	–
1400	–
6900	DI
+200	CO/

4	
H	482
–	–
–	–
–	–

E1	
5500	–
1400	–
6900	DD
–200	CO/

6	
H	527
–	–
–	–
–	–

E1	
5500	–
1400	–
6900	DI
+200	CO/

8	
H	576.5
–	–
–	–
–	–

E1	
5500	–
1400	–
6900	DD
–200	CO/

10	
H	621.5
–	–
–	–
–	–

E1	
5500	–
1400	–
6900	DI
+200	CO/

12	
H	671
–	–
–	–
–	–

E1	
5500	–
1400	–
6900	DD
–200	CO/

14	
H	716
–	–
–	–
–	–

E1	
5500	–
1400	–
6900	DI
+200	CO/

16	
H	761
–	–
An	–
–	–

E1	
5500	–
1400	–
6900	DD
–150	CO/

18	
H	810.5
–	–
–	–
–	–

E1	
5500	–
1400	–
6900	DI
+200	CO/



+ 400
278 + 500
278 + 600
278 + 700
278 + 800
Podet C2 km 278+789.476
FD
SE13
SE14
SE15
SE16
SE17
SE18
SE19
SE20
SE21
SE22
SE23
SE24
SE25
SE26
SE27
SE28
1
2
3
4
5
6
7
8
9
10
11
12
13
14
15
16
17
18
45.0
49.5
YF
IIa
589
576
Ia
589
576

20	
H	855.5
–	–
An	–
–	–

E1	
5500	–
1400	–
6900	DI
+100	CO/

22	
H	896
–	–
–	–
–	–

E1	
5500	–
1400	–
6900	DI
+200	CO/

24	
H	945.5
–	–
–	–
–	–

E1	
5500	–
1400	–
6900	DI
+100	CO/

26	
H	995
–	–
–	–
–	–

E1	
5500	–
1400	–
6900	DI
+250	CO/

28	
H	035.5
–	–
–	–
–	–

E1	
5500	–
1400	–
6900	DI
+150	CO/

30	
H	076
–	–
–	–
–	–

E1	
5500	–
1400	–
6900	DI
+250	CO/

32	
H	121
–	–
–	–
–	–

E1	
5500	–
1400	–
6900	DI
+150	CO/

34	
H	170.5
–	–
–	–
–	–

E1	
5500	–
1400	–
6900	DI
+250	CO/

36	
H	211
–	–
An	–
–	–

E1	
5500	–
1400	–
6900	DI
+150	CO/

38	
H	256
–	–
–	–
–	–

E1	
6000	–
1300	–
7300	A
+50	CO/

E2	
5500	–
1400	–
6900	DI
+250	CO/


Fixare mediana existenta pe stalp Be SE32
Existing median fastening on SE32 concrate pole
km 278 + 924
Podet D5 Km 279+218.680-SE REPARA
FD
20
22
24
26
28
30
32
34
36
38
19
21
23
25
27
29
31
33
35
37
SE29
SE30
SE31
SE32
SE33
SE34
SE35
SE36
SE37
SE38
SE39
SE40
SE41
SE42
SE43
SE44
45.0
40.5
49.5
278 + 900
279 + 000
279 + 100
279 + 200
V20.01
V20.02

40	
H	301
–	–
–	–
–	–

42	
H	346
–	–
–	–
–	–

44	
H	355.5
–	–
An	–
–	–

46	
H	427
–	–
–	–
–	–

48	
H	467.5
–	–
–	–
–	–

50	
H	512.5
–	–
–	–
–	–

52	
H	553
–	–
–	–
–	–

54	
H	593.5
–	–
–	–
–	–

56	
H	643
–	–
–	–
–	–

E1	
5500	–
1300	–
6800	ICM
–100	CO/

E1	
5500	–
1400	–
6900	DI
+250	CO/

E1	
5500	–
1400	–
6900	DI
+100	CO/

E1	
5500	–
1400	–
6900	DI
+250	CO/

E1	
5500	–
1400	–
6900	DI
+50	CO/

E1	
5500	–
1400	–
6900	DI
+200	CO/

E1	
5500	–
1400	–
6900	DD
–200	CO/

E1	
5500	–
1400	–
6900	DI
+200	CO/

E1	
5500	–
1400	–
6900	DD
–200	CO/

E2	
5500	–
2000	–
7500	ICM
+100	CO/

E2	
6000	–
1300	–
7300	A
+450	CO/

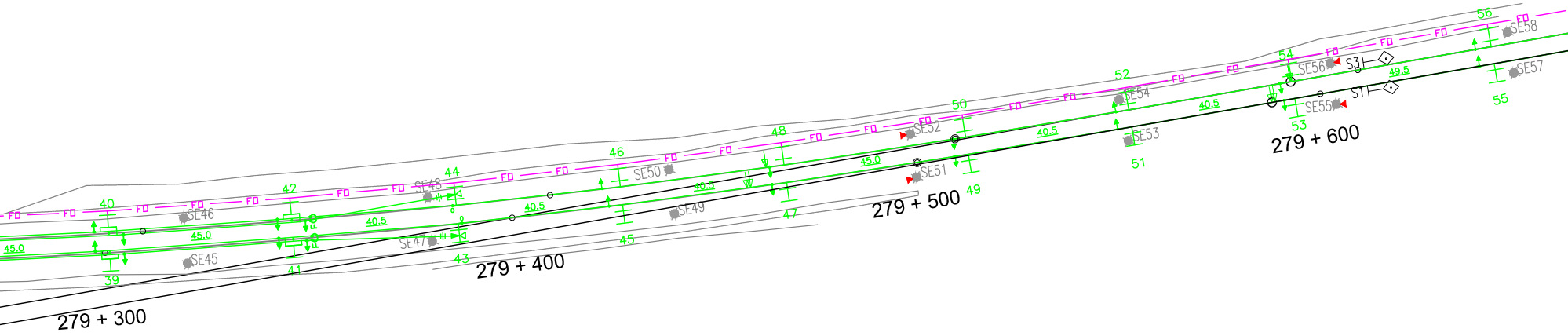
40
39
42
41
44
43
46
45
48
47
50
49
52
51
54
53
56
55
FO
45.0
40.5
49.5
SE45
SE46
SE47
SE48
SE49
SE50
SE51
SE52
SE53
SE54
SE55
SE56
SE57
SE58
S3
S1
279 + 300
279 + 400
279 + 500
279 + 600

58	
H	688
–	–
–	–
–	–

E1	
5500	–
1400	–
6900	DI
+200	CO/

60	
H	733
–	–
–	–
–	–

E1	
5500	–
1400	–
6900	DD
−200	CO/

62	
H	778
–	–
An	–
–	–

E1	
5500	–
1400	–
6900	DI
+200	CO/

64	
H	827.5
–	–
–	–
–	–

E1	
5500	–
1400	–
6900	DD
−200	CO/

66	
H	872.5
–	–
An	–
–	–

E1	
5500	–
1400	–
6900	DI
+200	CO/

68	
H	917.5
–	–
–	–
–	–

E1	
5500	–
1400	–
6900	DD
−200	CO/

70	
H	936
–	–
–	–
–	–

E1	
5500	–
1400	–
6900	DI
+200	CO/

72	
H	012
–	–
–	–
–	–

E1	
5500	–
1400	–
6900	DD
−200	CO/

74	
H	
–	
–	
–	

E1	
5500	
1400	
6900	
+200	

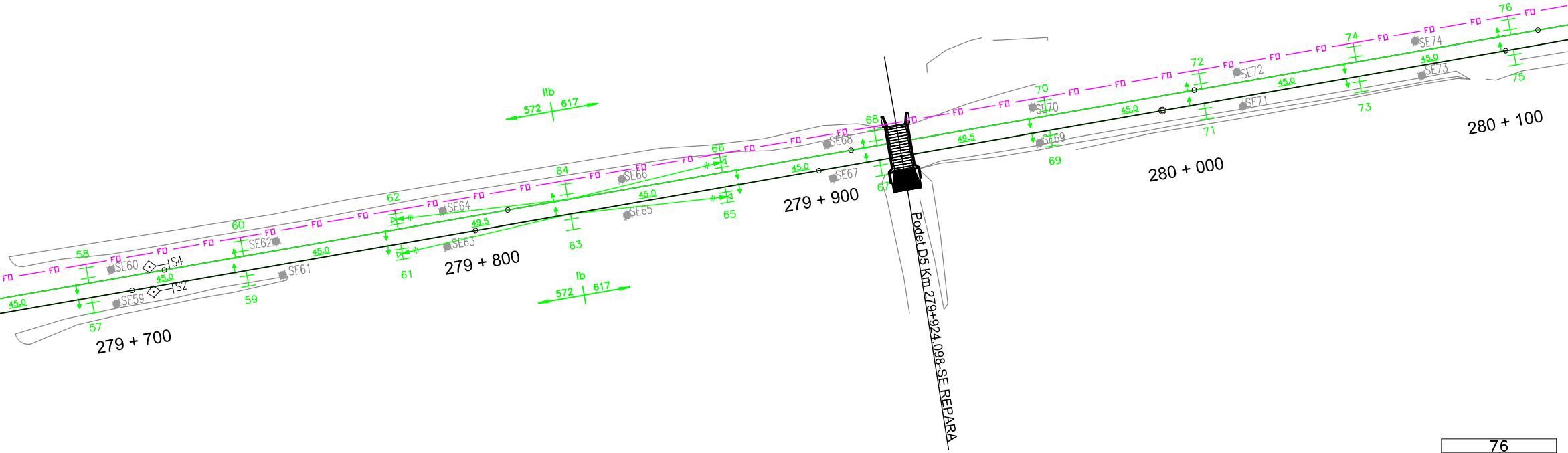
Ilb
572
617
Ib
572
617
279 + 700
279 + 800
279 + 900
280 + 000
280 + 100
Podet D5 Km 279+924.098-SE REPARA
57
58
59
60
61
62
63
64
65
66
67
68
69
70
71
72
73
74
75
76
SE59
SE60
SE61
SE62
SE63
SE64
SE65
SE66
SE67
SE68
SE69
SE70
SE71
SE72
SE73
SE74
S2
S4
FD
45.0
49.5

76	
H	102
–	–
–	–
–	–

E1	
5500	–
1400	–
6900	DD
−200	CO/

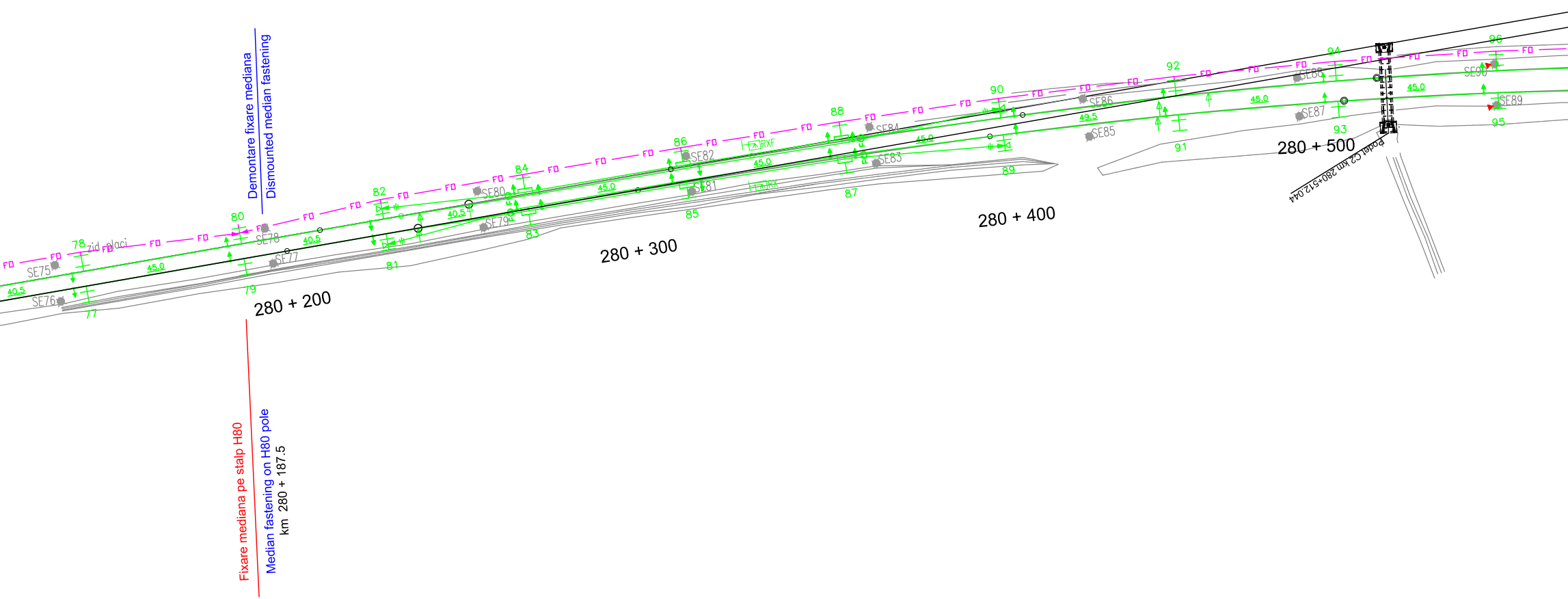
Demontare fixare mediana
Dismounted median fastening
Fixare mediana pe stalp H80
Median fastening on H80 pole
km 280 + 187.5
280 + 200
280 + 300
280 + 400
280 + 500
Pod el C2 km 280+512.044
zid placi
SE75
SE76
SE77
SE78
SE79
SE80
SE81
SE82
SE83
SE84
SE85
SE86
SE87
SE88
SE89
SE90
77
78
79
80
81
82
83
84
85
86
87
88
89
90
91
92
93
94
95
96
40.5
45.0
49.5
RXF
RX
FD

78	
H	142.5
–	–
–	–
–	–

E1	
5500	–
1400	–
6900	DI
+200	CO/

80	
H	187.5
–	–
–	–
–	–

E1	
5500	–
1400	–
6900	DD
−200	CO/

82	
H	228
–	–
An	–
–	–

E1	
5500	–
1400	–
6900	DI
+200	CO/

84	
H	269
–	–
–	–
–	–

E1	
6000	–
1300	–
7300	A
−350	CO/

86	
H	314
–	–
–	–
–	–

E1	
5500	–
1300	–
6800	DCA
−50	CO/

88	
H	359
–	–
–	–
–	–

E1	
5500	–
1400	–
6900	DD
−250	CO/

90	
H	404
–	–
An	–
–	–

E1	
5500	–
1400	–
6900	DD
−150	CO/

92	
H	453.5
–	–
–	–
–	–

E1	
5500	–
1400	–
6900	DD
−250	CO/

94	
H	498.5
–	–
–	–
–	–

E1	
5500	–
1400	–
6900	DD
−250	CO/

96	
H	543.5
–	–
–	–
–	–

E1	
5500	–
1400	–
6900	DD
−250	CO/

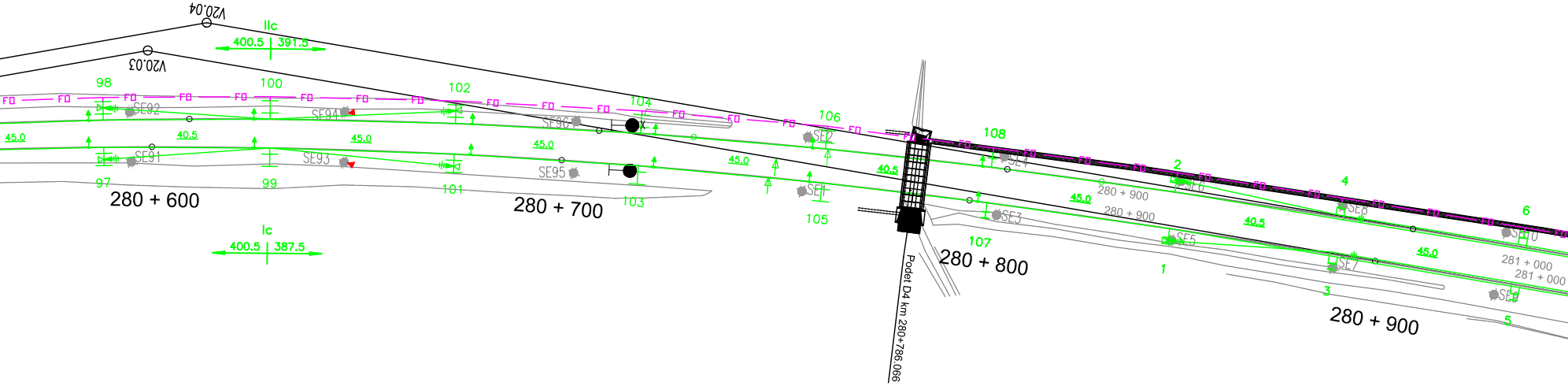
V20.04
V20.03
IIc
400.5 | 391.5
Ic
400.5 | 387.5
FO
98
100
102
104
106
108
97
99
101
103
105
107
1
2
3
4
5
6
SE92
SE91
SE94
SE93
SE96
SE95
SE2
SE1
SE4
SE3
SE6
SE5
SE8
SE7
SE10
SE9
45.0
40.5
280 + 600
280 + 700
280 + 800
280 + 900
281 + 000
Podet D4 km 280+786.066

98	
H	588.5
–	–
An	–
–	–

100	
H	629
–	–
–	–
–	–

102	
H	674
–	–
An	–
–	–

104	
H	719
–	–
–	–
–	–

106	
H	764
–	–
–	–
–	–

108	
H	804.5
–	–
–	–
–	–

E1	
5500	–
1400	–
6900	DD
–250	CO/

E1	
5500	–
1400	–
6900	DD
–250	CO/

E1	
5500	–
1400	–
6900	DD
–250	CO/

E1	
5500	–
1400	–
6900	DD
–250	CO/

E1	
5500	–
1400	–
6900	DD
–250	CO/

E1	
5500	–
1400	–
6900	DD
–150	CO/

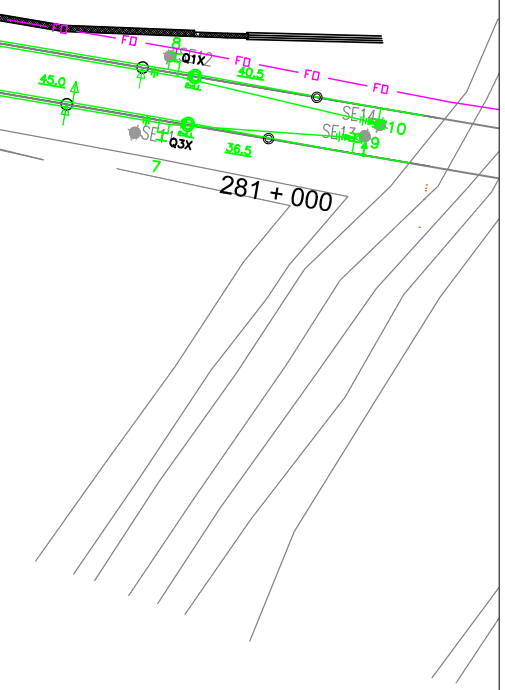
FO
8
SE12
Q1X
40.5
45.0
SE14
10
SE13
9
SE11
Q3X
36.5
7
281 + 000

LEGENDA TELECOMUNICATII
TELECOMMUNICATIONS LEGEND:

FO — FO	Cablu cu fibre optice aerian existent mutat pe stalpi metalici Existing aerial fiber optic cable relocated on metallic poles
●	Stalp de beton existent care se pastreaza Preserved existing concrete pole (not dismounted)
◍	Stalp de beton existent care se demonteaza Dismantled concrete pole

LEGENDA LINIA DE CONTACT/ CONTACT LINE LEGEND

┼	Stâlp metalic H cu o consolă proiectat Designed metallic H pole with one cantilever
—	Linie de contact proiectată Projected contact line

DESCRIEREA LUCRĂRILOR

Faza 2 - se execută după plantarea noilor stâlpi metalici ai linie de tracţiune

Cablul cu fibre optice de pe intervalul Albeşti Târnava - Sighişoara va fi demontat de pe consolele de susţinere fixate pe stâlpii de beton şi ataşat de consolele fixate pe stâlpii metalici.
Fixarea mediană de pe stâlpul SE32 se păstrează, iar cea de pe stâlpul SE78 se reface pe stâlpul H80.

DESCRIPTION OF WORKS

2nd Phase - will be performed after the planting the new metallic poles of the traction line

The fiber optic cable from the Albeşti Târnava - Sighişoara section will be dismantled from the suspension brackets fixed on the concrete poles and attached to the suspension brackets fixed on the metallic poles.
The median fastening on the SE32 will be preserved and the median fastening on the SE78 pole will be remade on the H80 pole.

Indice Index	Data Date	Modificare Modification/Revision	Proiectant Designer	Aprobat Consultant Approved Consultant	Aprobat CFR Approved CFR
D					
C					
B					
A					

GUVERNUL ROMANIEI
ROMANIAN GOVERNMENT

PROIECT FINANŢAT DE UNIUNEA EUROPEANĂ
EUROPEAN UNION FINANCED PROJECT

CLIENT / CLIENT

C.N.C.F. "C.F.R." - S.A.

ITALFERR GRUPPO FERROVIE DELLO STATO *Joint Venture leader*
Scott Wilson
OBERMEYER PLANEN + BERATEN GmbH
TECNIC Consulting Engineers

CONSULTANT / CONSULTANT

			Data Date	Semnătură Signature
Aprobat Approved	Sef proiect Project manager	R. Liuzza		
Aprobat Approved	Coordonator Secţiune 1 Section 1 Coordinator	C. Gambelli		
Verificat Checked	Expert Cheie Key Expert	Pino Amodio		

SUBCONTRACTANT / SUBCONTRACTOR AREX COMPANY

Aprobat Approved	Responsabil Subcontractant Subcontractor Responsible	A.Stanciu - Dinulescu	01.2012	
Întocmit Elaborated	Proiectant Designer	Stefania Archip	01.2012	

Reabilitarea liniei de cale ferata Brasov - Simeria, parte componentă a coridorului IV Pan European, pentru circulaţia trenurilor cu viteza maximă de 160 km/h,
Tronsonul : Braşov - Sighişoara
Rehabilitation of the railway line Braşov - Simeria, component Part of the IV Pan-European Corridor, for the trains circulation with maximum speed of 160 km/h,
Section : Braşov - Sighişoara

Proiect/Project
2004/RO/16/P/PA/003

Faza / Phase:
P.Th. / T.D.

Denumire desen / Drawing Title :

Mutarea si protejarea cablului FO existent - Faza 2
Plan de situaţie - Interval Albeşti-Sighişoara - Layout Plan
2nd phase - Relocation and protection of existing OF cable

Codificare / Codification System	Scara / Scale 1:1000	LOT / LOT	Nr. / No 02 / 02

E A 5 1 0 1 C 2 0 L 7 T C 1 1 3 1 0 0 1 1