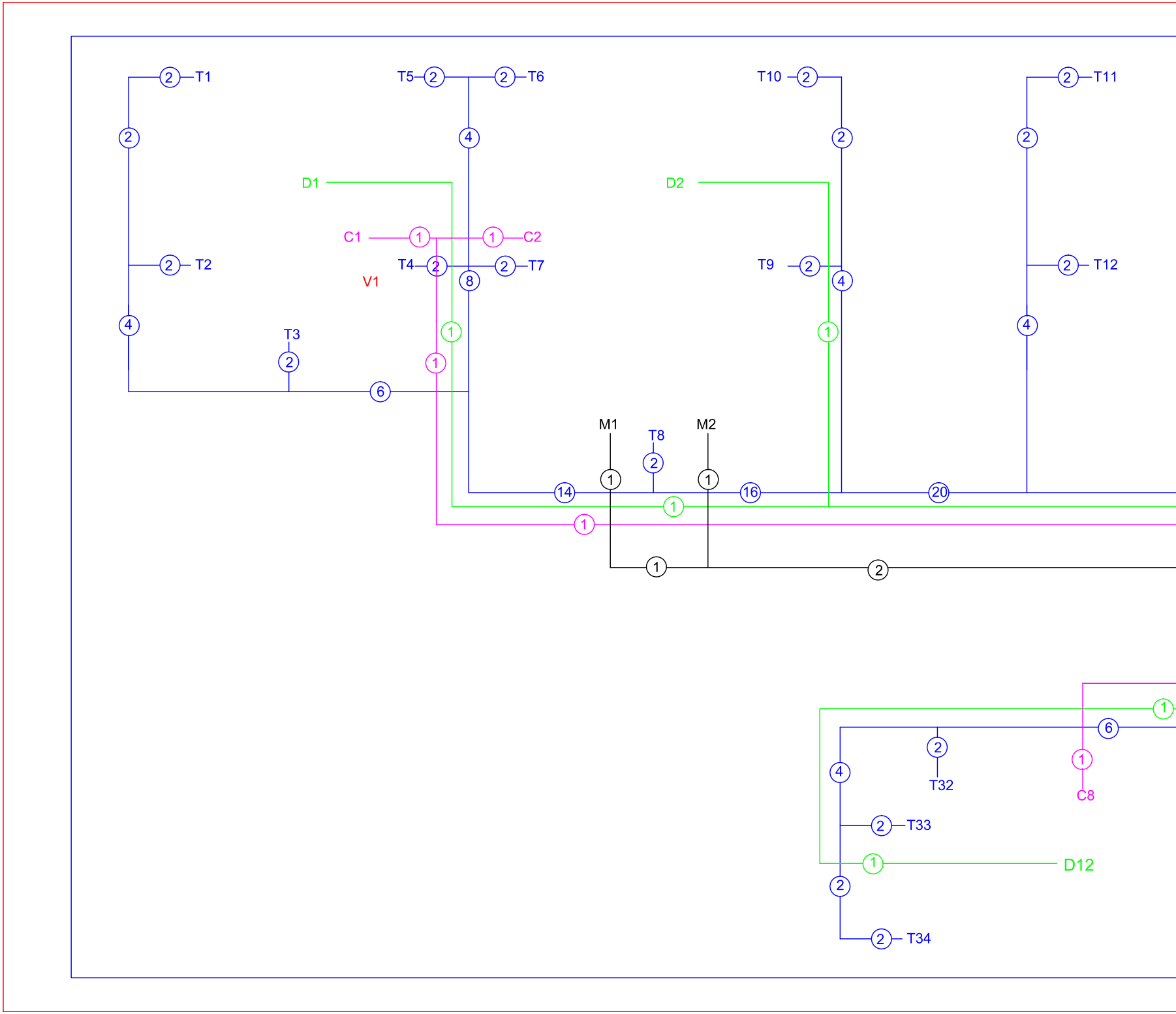
T1
T5
T6
T10
T11
D1
D2
C1
C2
T2
T4
T7
T9
T12
V1
T3
M1
T8
M2
T32
C8
T33
D12
T34

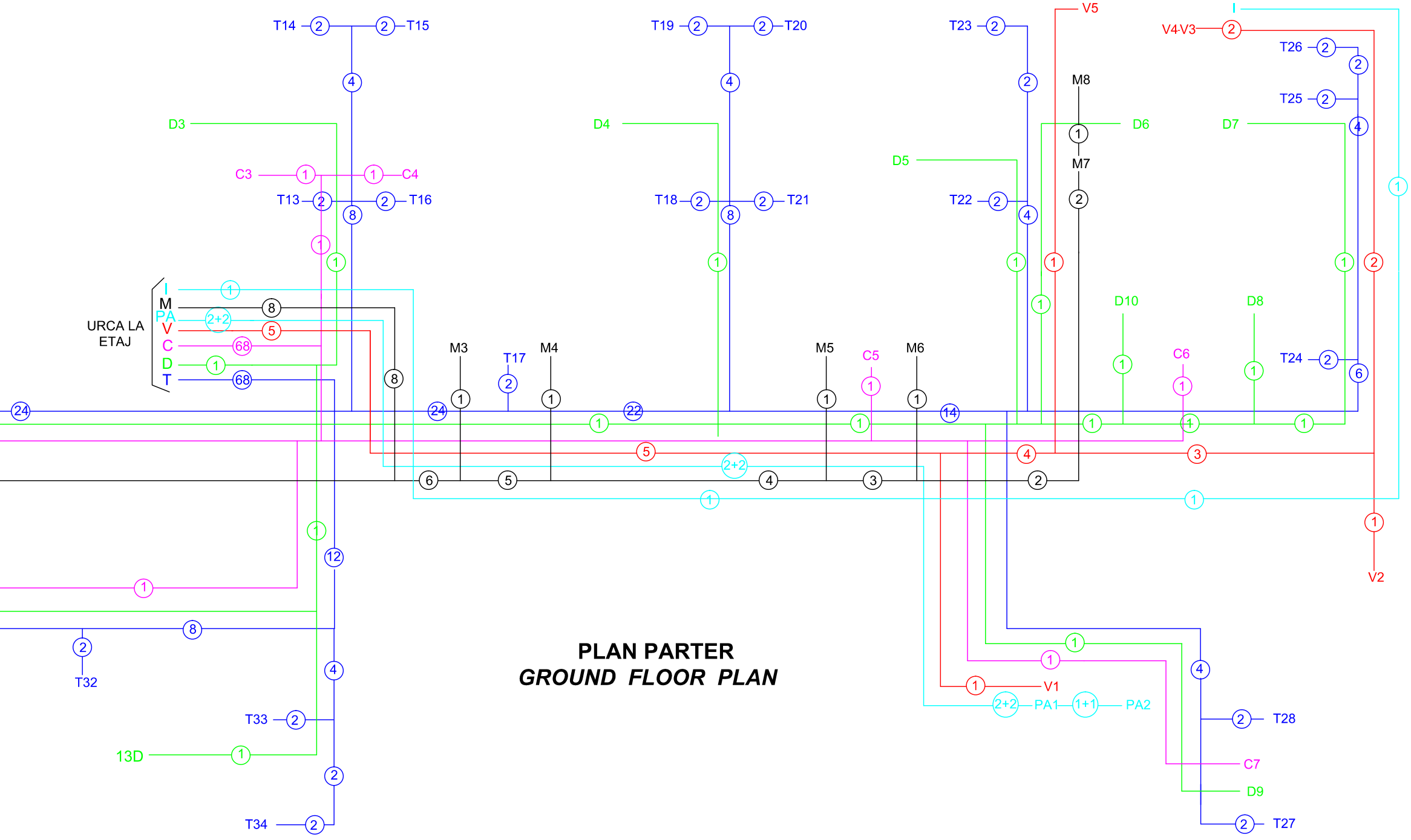
T14
T15
T19
T20
T23
V5
I
V4-V3
T26
T25
M8
D3
D4
D6
D7
D5
M7
C3
C4
T13
T16
T18
T21
T22
URCA LA
ETAJ
I
M
PA
V
C
D
T
2+2
68
M3
T17
M4
M5
C5
M6
D10
C6
D8
T24
24
22
14
12
T32
T33
T34
13D
V1
PA1
1+1
PA2
T28
C7
D9
T27
V2

# PLAN PARTER
## *GROUND FLOOR PLAN*

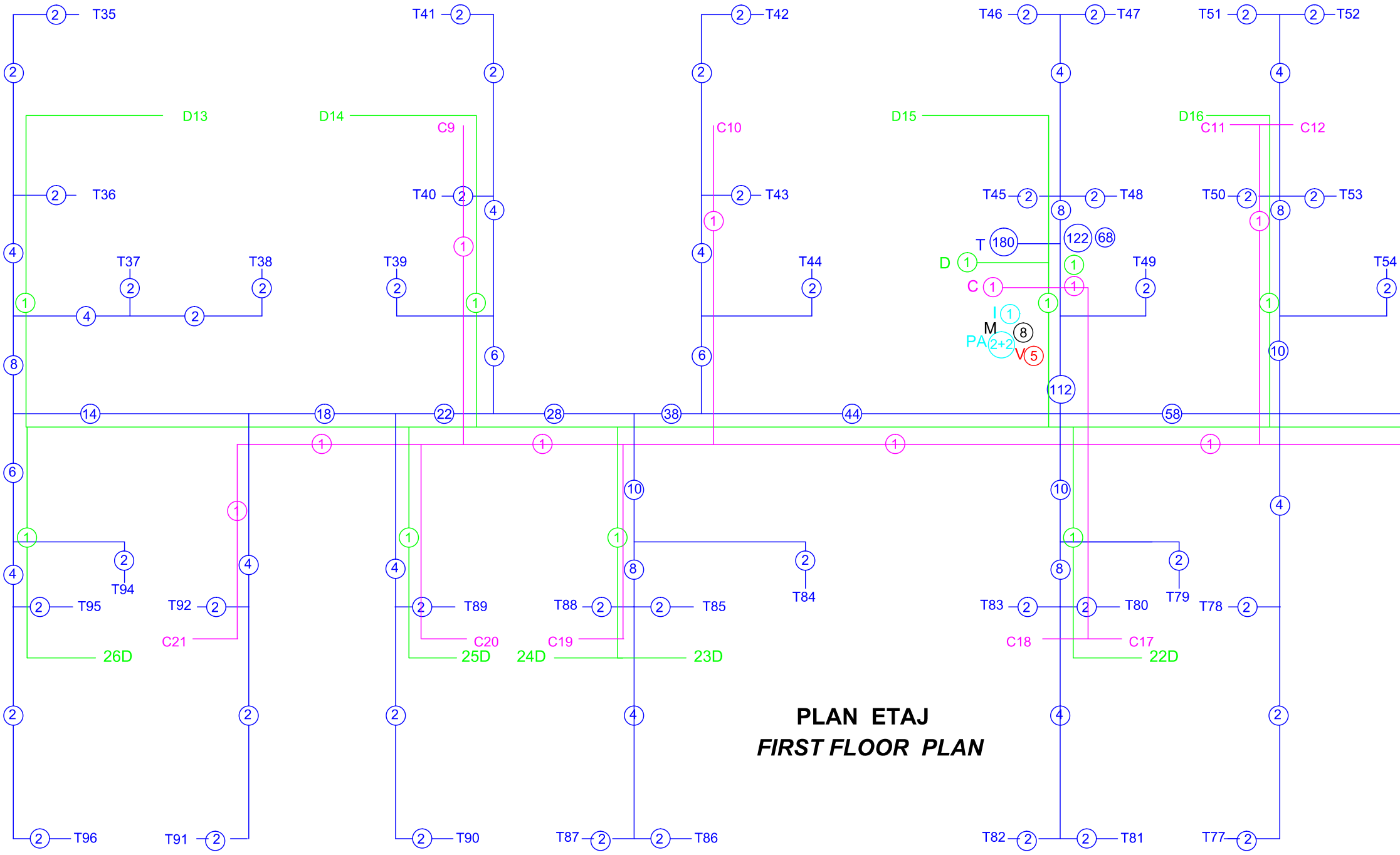
T35
T41
T42
T46
T47
T51
T52
D13
D14
C9
C10
D15
D16
C11
C12
T36
T40
T43
T45
T48
T50
T53
T37
T38
T39
T44
T49
T54
T
180
122
68
D
C
I
M
8
PA
2+2
V
5
112
14
18
22
28
38
44
58
10
T94
T95
T92
C21
26D
T89
C20
25D
T88
C19
24D
T85
23D
T84
T83
C18
T80
C17
22D
T79
T78
T96
T91
T90
T87
T86
T82
T81
T77

# PLAN ETAJ

# *FIRST FLOOR PLAN*

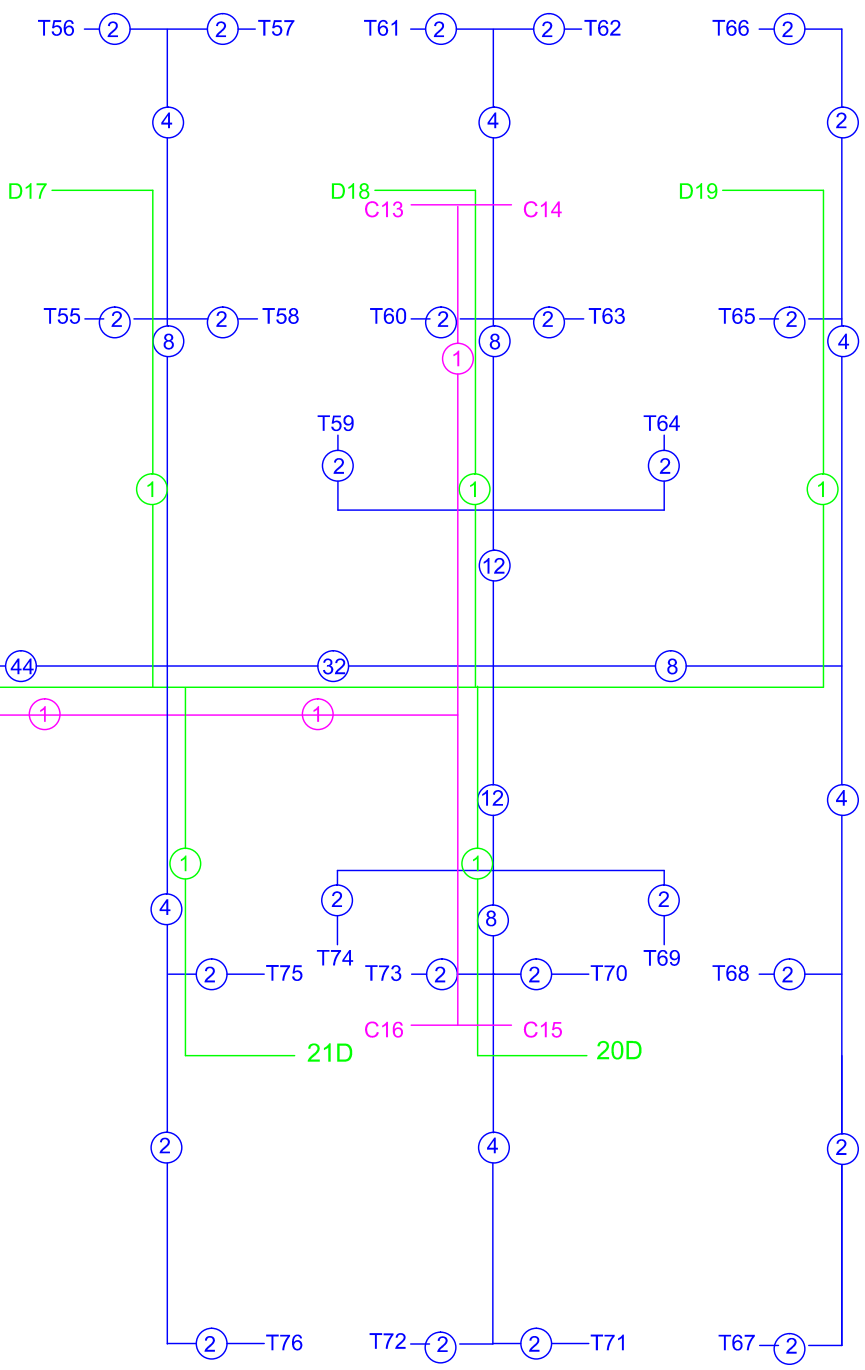
T56
T57
T61
T62
T66
D17
D18
C13
C14
D19
T55
T58
T60
T63
T65
T59
T64
44
32
8
12
T74
T73
T70
T69
T68
T75
C16
C15
21D
20D
T76
T72
T71
T67

## LEGENDĂ
## LEGEND

| | |
|---|---|
| — | **Cablu F2TP**<br>**F2TP cable** |
| **T** | **Priză RJ - 45**<br>**RJ - 45 outlet** |
| — | **Cablu F2TP**<br>**F2TP cable** |
| **V** | **Camera video**<br>**Video camera** |
| — | **Cablu fider**<br>**Feeder cable** |
| **D** | **Difuzor**<br>**Loudspeaker** |
| — | **Cablu coaxial**<br>**Coaxial cable** |
| **M** | **Monitor**<br>**Monitor** |
| — | **Cablu comandă ceasuri**<br>**Cable for clocks control** |
| **C** | **Ceas**<br>**Clock** |
| — | **Cablu pentru instalaţia de informaţii vizuale**<br>**Cable for visual information installation** |
| **I** | **Info chioşc**<br>**Infokiosk** |
| **PA** | **Panou de afişaj**<br>**Display panel** |

**NOTĂ**

Prezentul plan trebuie pus în legătură topologică cu planul:
<< RACOŞ – Plan clădire – Amplasarea echipamentelor Tc >>
cod: EA5101C11PBTC06040010

**NOTE**

The present drawing must be related topologically with the drawing titled:
<< RACOŞ – Building Layout – Location of the Tc equipment >>
code: EA5101C11PBTC06040010

| | | | | | |
|---|---|---|---|---|---|
| D | | | | | |
| C | | | | | |
| B | | | | | |
| A | | | | | |
| Indice<br>Index | Data<br>Date | Modificare<br>Modification/Revision | Proiectant<br>Designer | Aprobat Consultant<br>Approved Consultant | Aprobat CFR<br>Approved CFR |

**GUVERNUL ROMANIEI**
**ROMANIAN GOVERNMENT**

**PROIECT FINANŢAT DE UNIUNEA EUROPEANĂ**
**EUROPEAN UNION FINANCED PROJECT**

CFR

**C.N.C.F. "C.F.R." - S.A.**

**CLIENT / CLIENT**

ITALFERR
GRUPPO FERROVIE DELLO STATO
*Joint Venture leader*

Scott Wilson

OBERMEYER
PLANEN + BERATEN GmbH

TECNIC
Consulting Engineers

**CONSULTANT / CONSULTANT**

| | | | Data<br>Date | Semnătură<br>Signature |
|---|---|---|---|---|
| Aprobat<br>Approved | Şef proiect<br>Project manager | R. Liuzza | | |
| Aprobat<br>Approved | Coordonator Secţiune 1<br>Section 1 Coordinator | C. Gambelli | | |
| Verificat<br>Checked | Expert Cheie<br>Key Expert | Pino Amodio | | |

**SUBCONTRACTANT / SUBCONTRACTOR**

AREX

| | | | | |
|---|---|---|---|---|
| Aprobat<br>Approved | Responsabil Subcontractant<br>Subcontractor Responsible | A.Stanciu - Dinulescu | 11.2011 | |
| Întocmit<br>Elaborated | Proiectant<br>Designer | Gabriela Trifan | 11.2011 | Trifan |

Reabilitarea liniei de cale ferata Braşov - Simeria, parte componentă a coridorului IV Pan European, pentru circulaţia trenurilor cu viteza maximă de 160 km/h,
**Tronsonul : Braşov - Sighişoara**
Rehabilitation of the railway line Braşov - Simeria, component Part of the IV Pan-European Corridor, for the trains circulation with maximum speed of 160 km/h,
**Section : Braşov - Sighişoara**

*Proiect/Project*
*2004/RO/16/P/PA/003*

Faza / Phase:
P.Th. / T.D.

Denumire desen / Drawing Title :

**Schema distributiei cablurilor in cladire**

**Statia RACOS - Station**
**Cabling diagram inside the building**

| Codificare / Codification System | Scara / Scale | LOT / LOT | Nr. / No<br>01 / 01 |
|---|---|---|---|

E A 5 1 | 0 1 | E | 1 1 | U X | T C | 0 6 | 2 | 6 | 0 0 1 | 1