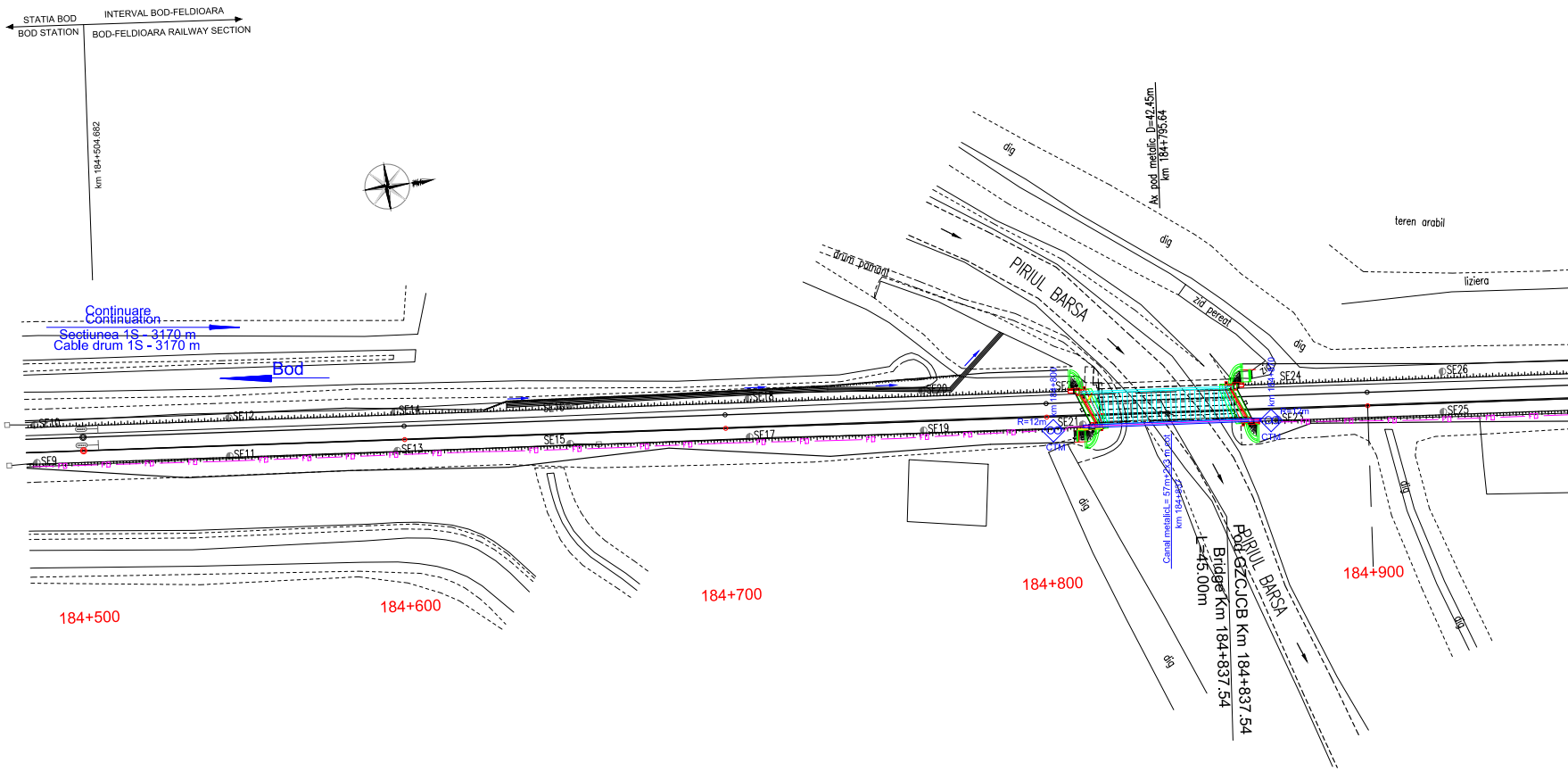
STATIA BOD
BOD STATION
INTERVAL BOD-FELDIOARA
BOD-FELDIOARA RAILWAY SECTION
km 184+504.682
Continuare
Continuation
Sectiunea 1S - 3170 m
Cable drum 1S - 3170 m
Bod
SE9
SE10
SE11
SE12
SE13
SE14
SE15
SE16
SE17
SE18
SE19
SE20
SE21
SE22
SE23
SE24
SE25
SE26
FO
drum pamant
PIRIUL BARSA
dig
Ax pod metalic D=42.45m
km 184+795.64
zid pereat
teren arabil
liziera
km 184+800
km 184+870
R=12m
CTM
Canal metalicL= 57m+2x3 m cot
km 184+832
L=45.00m
Bridge Km 184+837.54
Pod GZCJCB Km 184+837.54
184+500
184+600
184+700
184+800
184+900

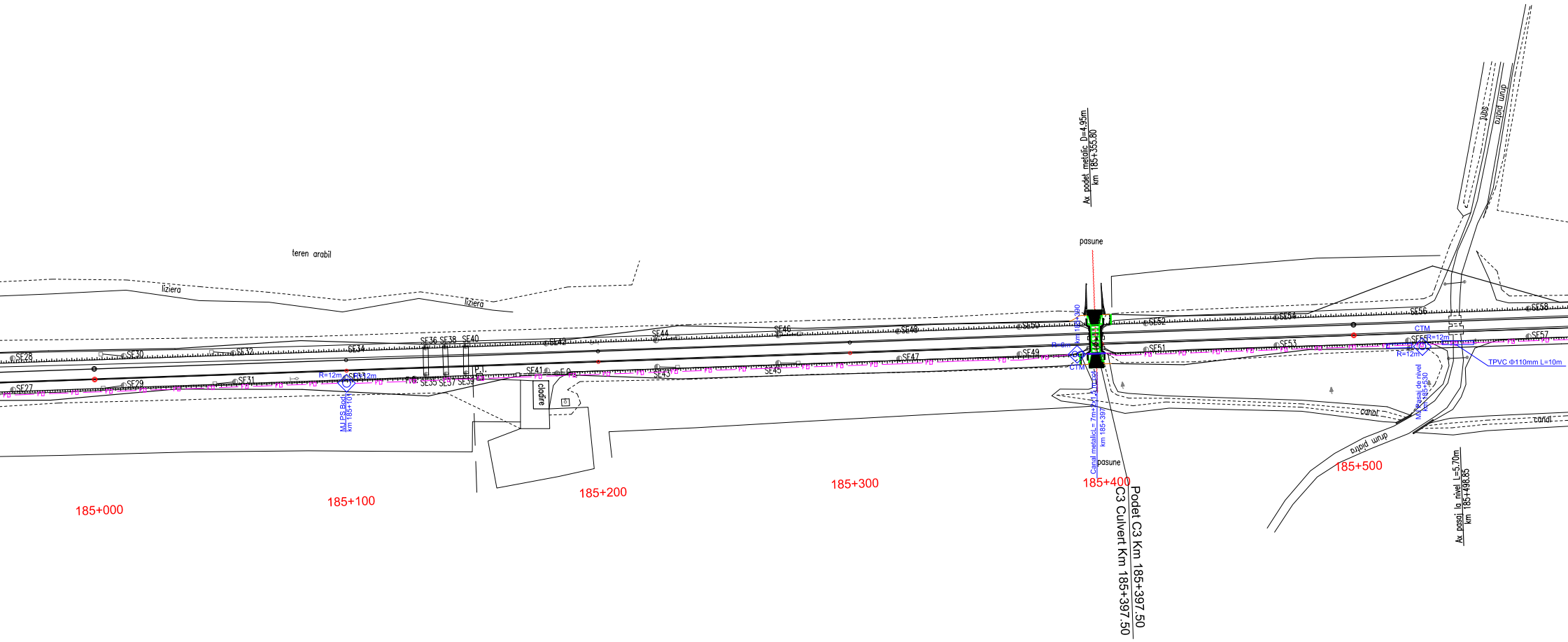
teren arabil
liziera
liziera
Ax podet metalic D=4.95m
km 185+355.80
pasune
pasune
tubs
drum piatra
drum piatra
canal
canal
cladire
P.T.
SE27
SE28
SE29
SE30
SE31
SE32
SE33
SE34
SE35
SE36
SE37
SE38
SE39
SE40
SE41
SE42
SE43
SE44
SE45
SE46
SE47
SE48
SE49
SE50
SE51
SE52
SE53
SE54
SE55
SE56
SE57
SE58
R=12m
R=12m
MJ PS Bod
km 185+101
R=6m
km 185+390
CTM
Canal metalic L= 7m+2x1.5 m cot
km 185+397
CTM
R=12m
R=12m
TPVC Φ110mm L=10m
MJ Pasaj de nivel
km 185+530
Ax pasaj la nivel L=5.70m
km 185+498.85
185+000
185+100
185+200
185+300
185+400
185+500
Podet C3 Km 185+397.50
C3 Culvert Km 185+397.50

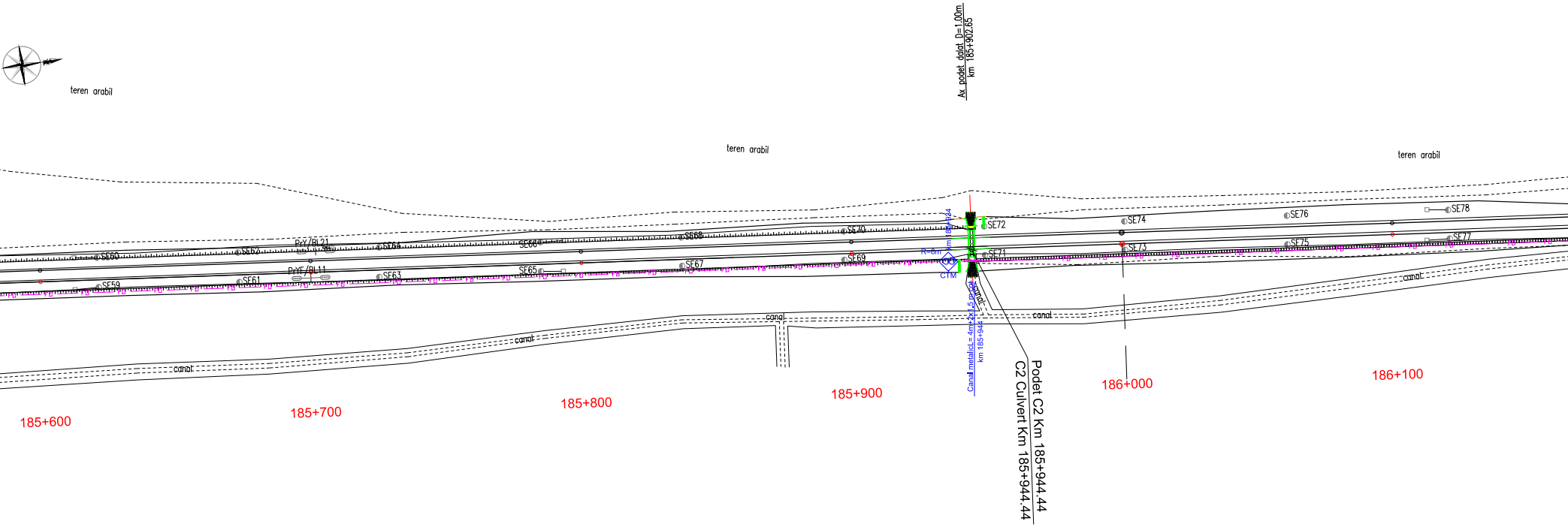
Ax podet dalat D=1.00m
km 185+902.65
teren arabil
teren arabil
teren arabil
SE60
SE62
PrY/BL21
SE64
SE66
SE68
SE70
SE72
SE74
SE76
SE78
SE59
SE61
PrYF/BL11
SE63
SE65
SE67
SE69
SE71
SE73
SE75
SE77
km 185+934
R=6m
CTM
canal
canal
canal
canal
canal
canal
Canal metalicL= 4m+2x1,5 m cot
km 185+944
Podet C2 Km 185+944.44
C2 Culvert Km 185+944.44
185+600
185+700
185+800
185+900
186+000
186+100


teren arabil
HM
SE80
SE82
HM3ex
SE86
SE88
SE90
SE92
SE79
SE81
SE85
SE87
HM4ex
SE89
SE91
R=12m
R=12m
CTM
canal
canal
canal
km 186+290
Sectiunea 1S - 3170 m
Cable drum 1S - 3170 m
Sectiunea 2S - 3090 m
Cable drum 2S - 3090 m
Continuare
Continuation
Sectiunea 2S - 3090 m
Cable drum 2S - 3090 m
Feldioara
teren arabil
186+200
186+300
186+400
186+500

LEGENDA
LEGEND

CTM	◇	Camereta cu mufa de jonctiune Handhole with junction box
CTM	◇	Camereta cu rezerva Handhole with cable reserve
CTM	◇	Camereta fara rezerva Handhole without cable reserve
CT	▣	Camera de tragere cu mufa de jonctiune Manhole with junction box
CT	▣	Camera de tragere cu rezerva Manhole with cable reserve
CTS	□	Camera de tragere speciala pentru subtraversare Special manhhole for undercrossing
	— FO —	Cablu cu fibre optice subteran Underground optical fiber cable
	—▭—	Teava PVC Φ 110 mm / canal metalic PVC pipe Φ 110 mm / metallic chanel

D					
C					
B					
A					
Indice Index	Data Date	Modificare Modification/Revision	Proiectant Designer	Aprobat Consultant Approved Consultant	Aprobat CFR Approved CFR

GUVERNUL ROMANIEI
ROMANIAN GOVERNMENT

PROIECT FINANŢAT DE UNIUNEA EUROPEANĂ
EUROPEAN UNION FINANCED PROJECT

CLIENT / CLIENT

C.N.C.F. "C.F.R." - S.A.

ITALFERR
GRUPPO FERROVIE DELLO STATO
Joint Venture leader

Scott Wilson

OBERMEYER
PLANEN + BERATEN GmbH

TECNIC
Consulting Engineers

CONSULTANT / CONSULTANT

			Data Date	Semnătură Signature
Aprobat Approved	Şef proiect Project manager	R. Liuzza		
Aprobat Approved	Coordonator Secţiune 1 Section 1 Coordinator	C. Gambelli		
Verificat Checked	Verificator Verifier	Pino Amodio		

SUBCONTRACTANT / SUBCONTRACTOR

AREX

Aprobat Approved	Responsabil Subconsultant Subconsultant Responsible	A.Stanciu - Dinulescu	01.2012	
Întocmit Elaborated	Proiectant Designer	Gabriela Trifan	01.2012	Trifan

Reabilitarea liniei de cale ferata Braşov - Simeria, parte componentă a coridorului IV Pan European, pentru circulaţia trenurilor cu viteza maximă de 160 km/h, **Tronsonul : Braşov - Sighişoara**

Rehabilitation of the railway line Braşov - Simeria, component Part of the IV Pan-European Corridor, for the trains circulation with maximum speed of 160 km/h,
Section : Braşov - Sighişoara

Proiect/Project
2004/RO/16/P/PA/003

Faza / Phase:
P.Th. / T.D.

Denumire desen / Drawing Title :

Interval - BOD-FELDIOARA - Section
CABLU CU FIBRE OPTICE (Cablul 2)
Plan de situatie
FIBER OPTIC CABLE (cable 2)
Layout Plan

Codificare / Codification System	Scara / Scale	LOT / LOT	Nr. / No 01 / 04

E A 5 1 | 0 1 | E | 0 6 | L 7 | S E | 0 2 | 2 | 7 | 0 0 2 | 1