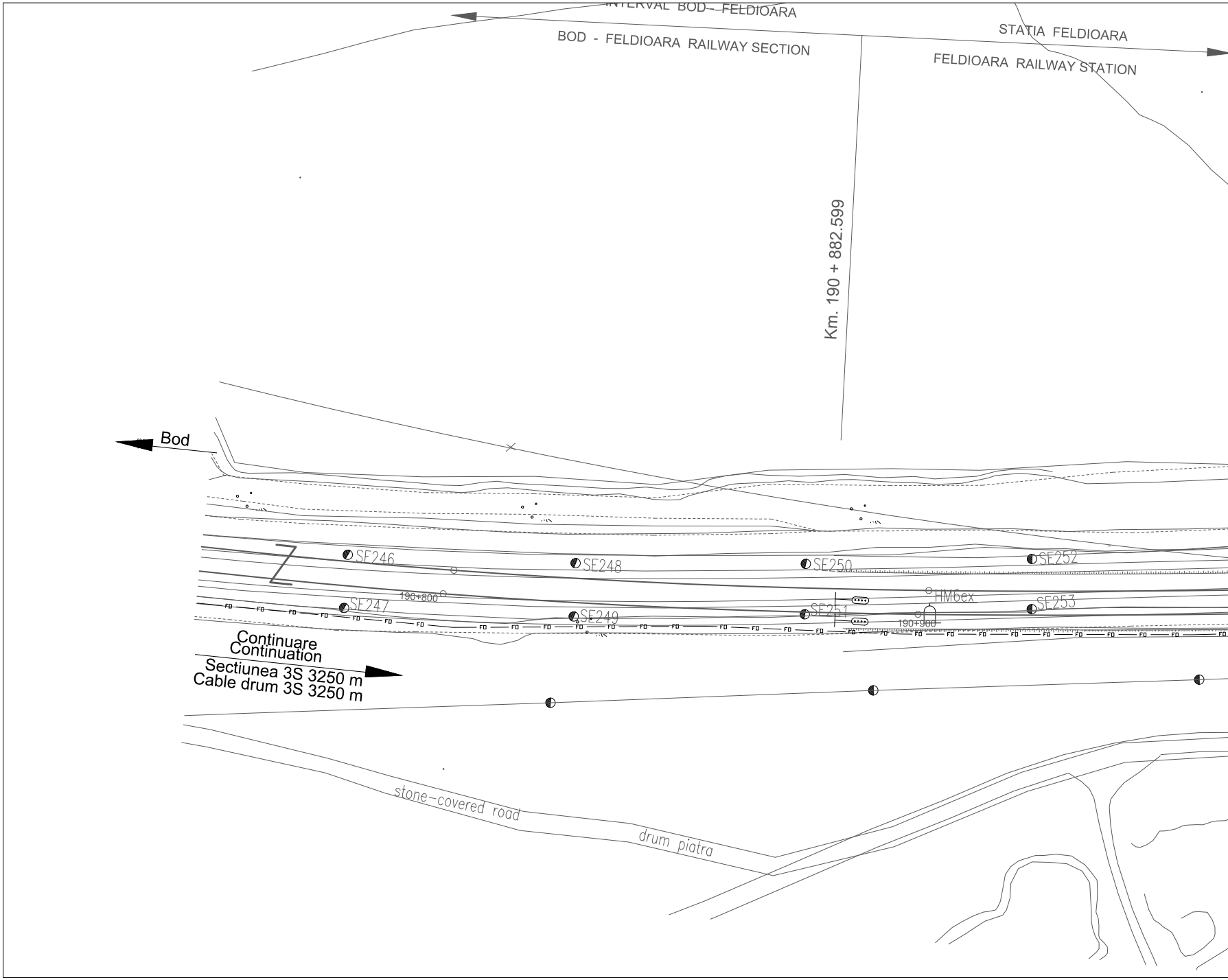
INTERVAL BOD - FELDIOARA
BOD - FELDIOARA RAILWAY SECTION
STATIA FELDIOARA
FELDIOARA RAILWAY STATION
Km. 190 + 882.599
Bod
SE246
SE248
SE250
SE252
190+800
HM6ex
SE247
SE249
SE251
SE253
190+900
FO
Continuare
Continuation
Sectiunea 3S 3250 m
Cable drum 3S 3250 m
stone-covered road
drum piatra

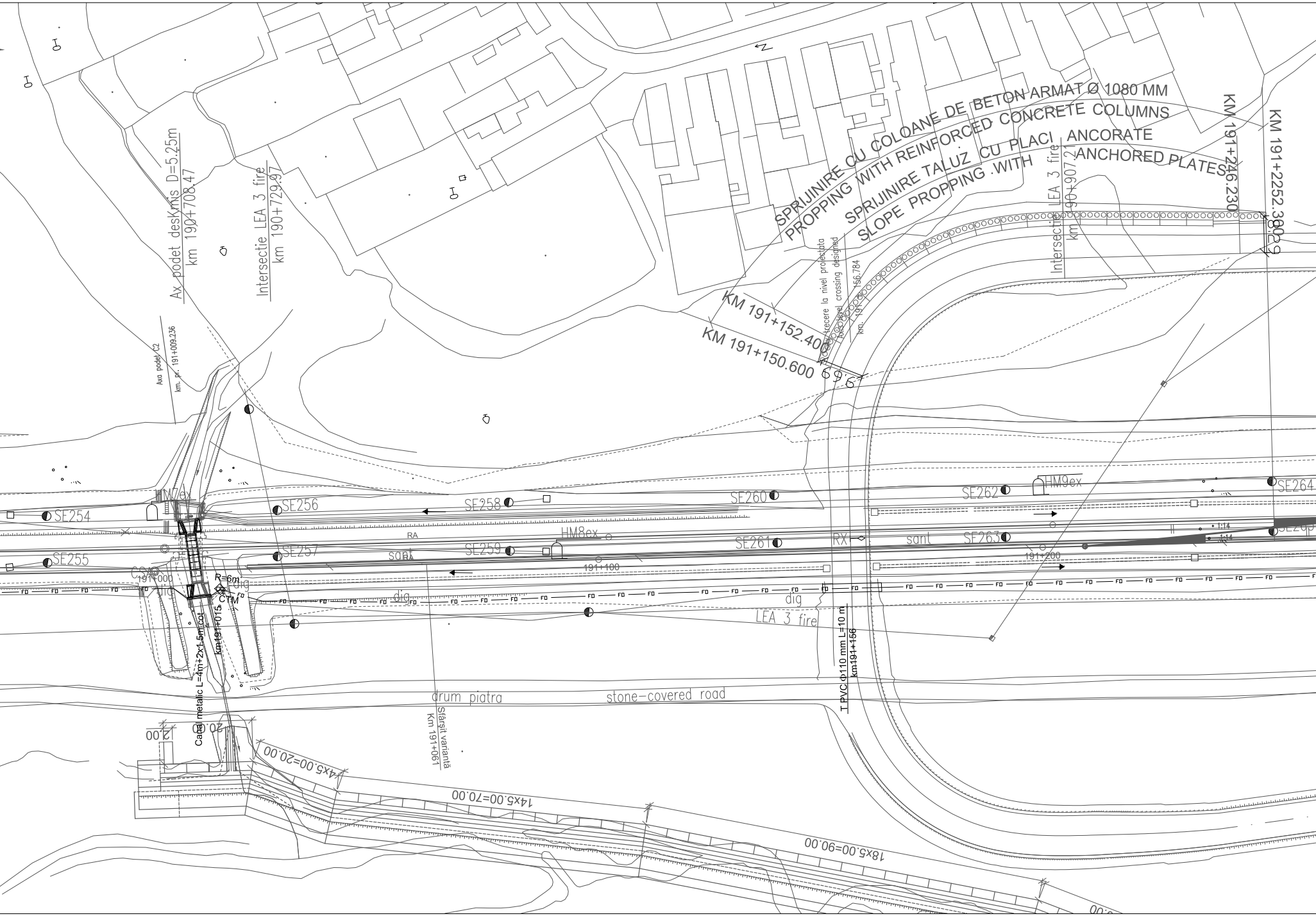
SPRIJINIRE CU COLOANE DE BETON ARMAT Ø 1080 MM
PROPPING WITH REINFORCED CONCRETE COLUMNS
SPRIJINIRE TALUZ CU PLACI ANCORATE
SLOPE PROPPING .WITH ANCHORED PLATES
KM 191+246.230
KM 191+2252.380
8.29
Intersectie LEA 3 fire
km 190+907.21
Trecere la nivel proiectata
Axa level crossing designed
km. 191+156.784
KM 191+152.400
KM 191+150.600
9.69
Ax podet desKmis D=5.25m
km 190+708.47
Intersectie LEA 3 fire
km 190+729.97
Axa podet C2
km. pr. 191+009.236
HM7ex
SE254
SE255
SE256
SE257
SE258
SE259
SE260
SE261
SE262
SE263
SE264
HM8ex
HM9ex
RA
RX
sant
191+000
191+100
191+200
1:14
CSM
R=6m
CTM
dig
FO
LEA 3 fire
Canal metalic L=4m+2x1.5m cot
Km191+015
T PVC Φ110 mm L=10 m
km191+156
drum piatra
stone-covered road
Sfârșit variantă
Km 191+061
12.00
20.00
4x5.00=20.00
14x5.00=70.00
18x5.00=90.00
N

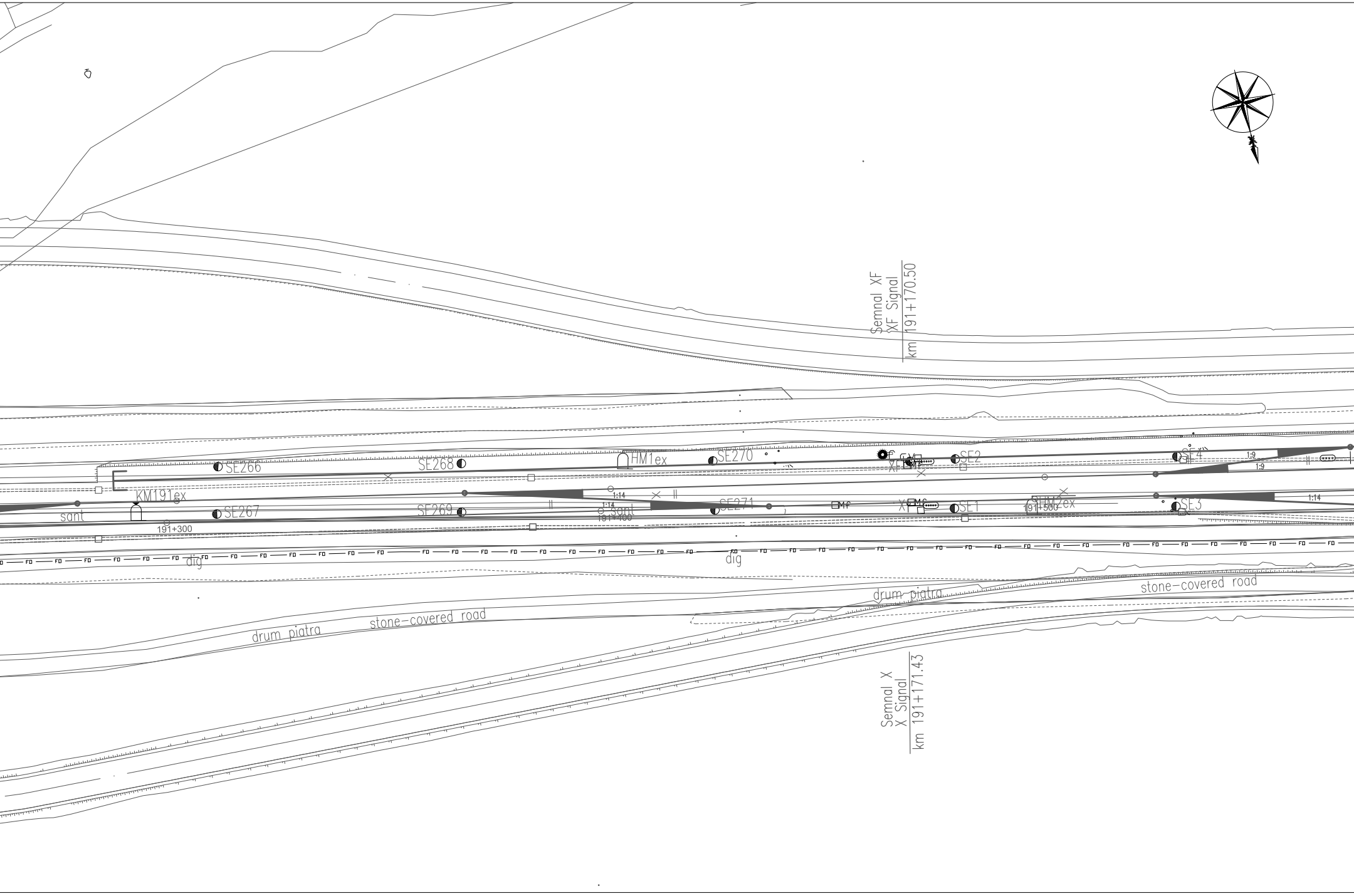
Semnal XF
XF Signal
km 191+170.50
SE266
SE268
HM1ex
SE270
SE2
SE4
1:9
1:9
KM191ex
sant
SE267
191+300
SE269
1:14
1:14
Sant
191+400
SE271
Mf
XF
Mf
X
Mf
SE1
HM2ex
191+500
SE3
1:14
FO
dig
dig
drum piatra
stone-covered road
drum piatra
stone-covered road
Semnal X
X Signal
km 191+171.43

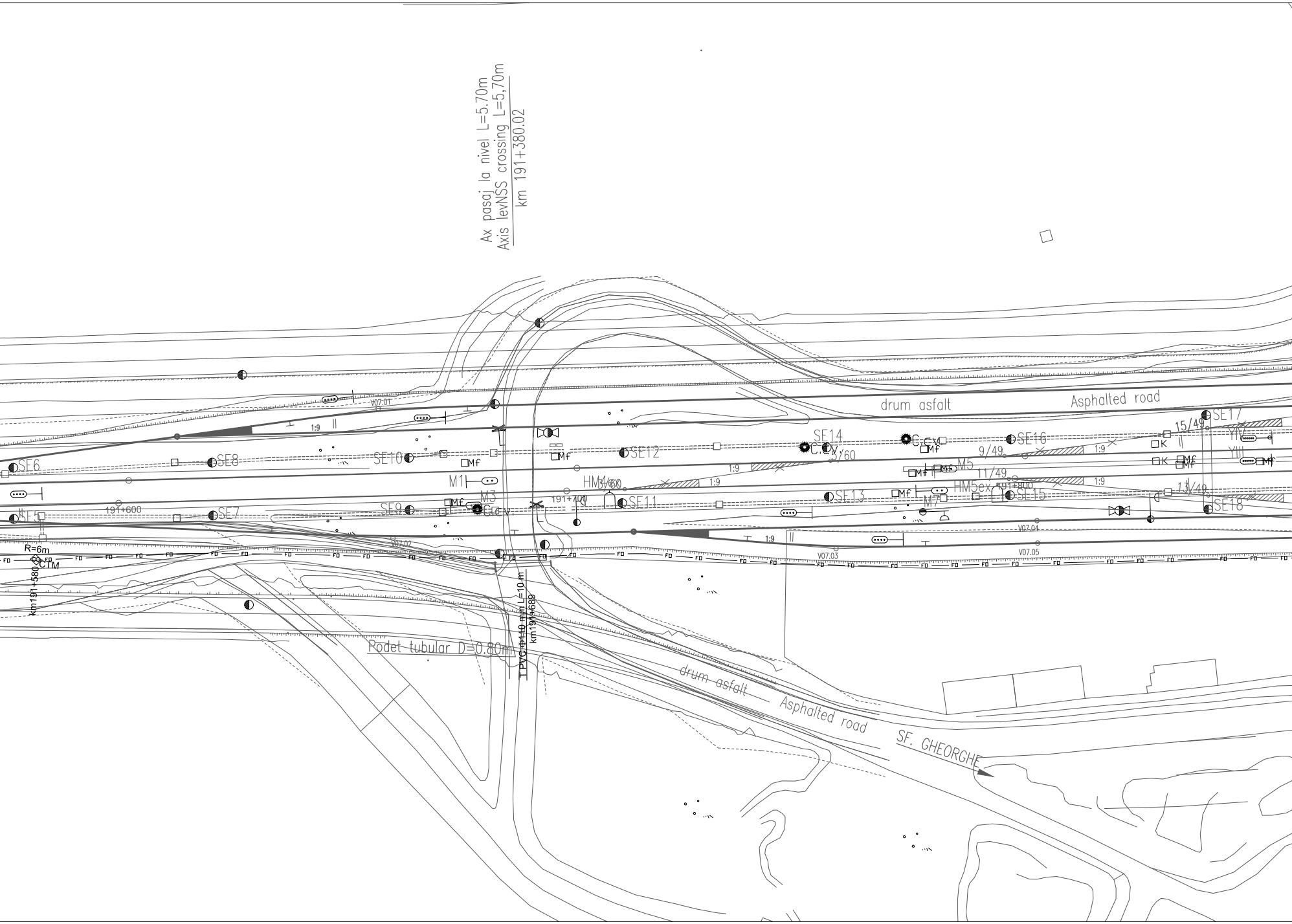
Ax pasaj la nivel L=5.70m
Axis levNSS crossing L=5,70m
km 191+380.02
drum asfalt
Asphalted road
V07.01
1:9
SE6
SE8
SE10
SE12
SE14
C.c.v.
C.c.v.
C.c.v.
3/60
SE16
SE17
15/49
9/49
YIV
YIII
K
K
Mf
Mf
Mf
Mf
Mf
Mf
Mf
Mf
M1
M3
M5
M7
HM4
3/60
HM5ex
191+800
11/49
13/49
SE5
SE7
SE9
SE11
SE13
SE15
SE18
191+600
191+700
1:9
1:9
1:9
1:9
1:9
1:9
V07.02
V07.03
V07.04
V07.05
R=6m
CTM
km191+580
FD
T PVC Φ110 mm L=10 m
km191+689
Podet tubular D=0.80m
drum asfalt
Asphalted road
SF. GHEORGHE

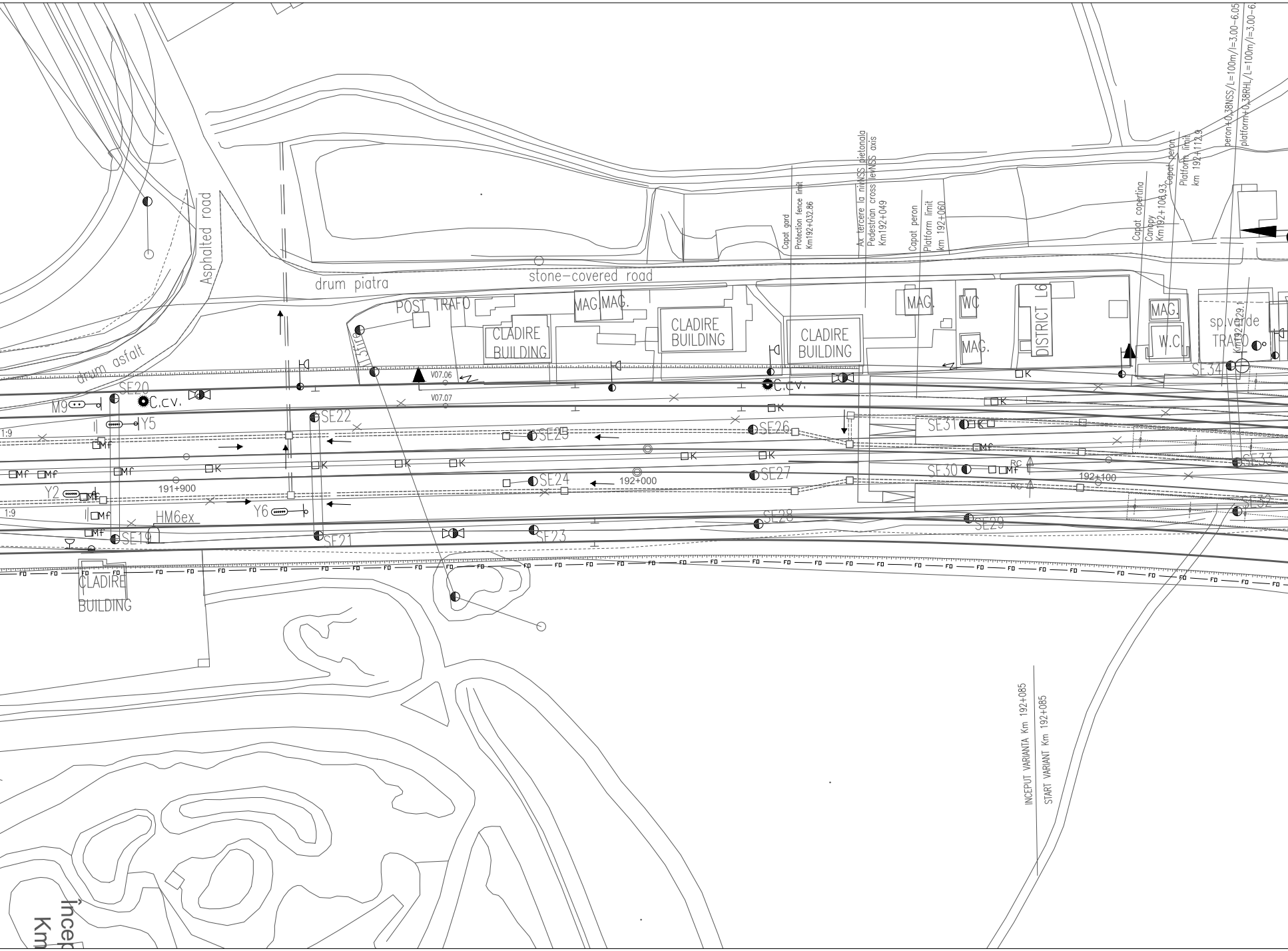
Asphalted road
drum piatra
stone-covered road
drum asfalt
POST TRAFO
15tril
MAG.
MAG.
CLADIRE
BUILDING
CLADIRE
BUILDING
CLADIRE
BUILDING
MAG.
WC
MAG.
DISTRICT L6
MAG.
W.C.
sp.verde
TRAFO
Km192+129.1
Capat gard
Protection fence limit
Km192+032.86
Ax tercere la nivNSS pietonala
Pedestrian cross levNSS axis
Km192+049
Capat peron
Platform limit
km 192+060
Capat copertina
Canopy
Km192+106.93
Capat peron
Platform limit
km 192+112.9
peron+0,38NSS/L=100m/l=3.00-6.05
platform+0,38RHL/L=100m/l=3.00-6.
V07.06
V07.07
SE20
C.C.V.
M9
Y5
1:9
SE22
SE25
SE26
C.C.V.
K
SE31
K
Mf
Mf
Mf
Mf
K
K
K
K
K
K
Mf
SE30
RC
RC
192+100
SE33
191+900
192+000
SE24
SE27
Y2
Mf
Y6
1:9
Mf
HM6ex
Mf
SE19
SE21
SE23
SE28
SE29
SE32
SE34
CLADIRE
BUILDING
FO
INCEPUT VARIANTA Km 192+085
START VARIANT Km 192+085
Încep
Km

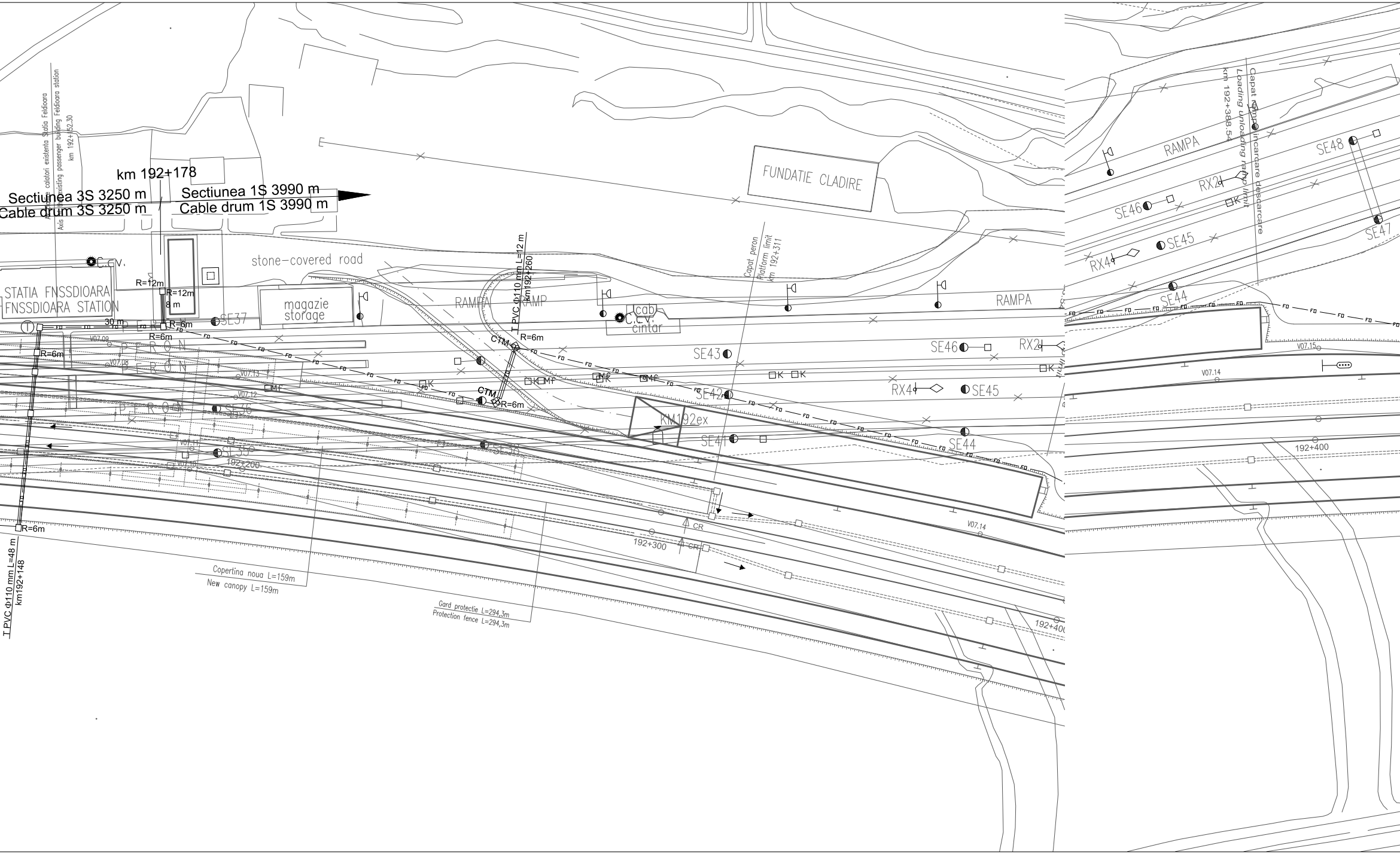
km 192+178
Sectiunea 3S 3250 m
Cable drum 3S 3250 m
Sectiunea 1S 3990 m
Cable drum 1S 3990 m
Axa cladire calatori existenta Statia Feldioara
Axis of the existing passenger building Feldioara station
km 192+152.30
stone-covered road
STATIA FNSSDIOARA
FNSSDIOARA STATION
C.C.V.
magazie
storage
R=12m
R=12m
8 m
30 m
R=6m
R=6m
R=6m
R=6m
SE37
PERON
PERON
PERON
PERON
V07.09
V07.08
V07.13
V07.12
V07.11
V07.10
192+200
SE36
SE35
SE38
RAMPA
RAMP
T.PVC Φ110 mm L=12 m
km 192+260
CTM
CTM
R=6m
R=6m
T.PVC Φ110 mm L=48 m
km192+148
C.C.V.
cab
cintar
FUNDATIE CLADIRE
Capat peron
Platform limit
km 192+311
SE43
SE42
SE41
SE46
SE45
SE44
RX2
RX4
KM192ex
CR
CR
192+300
Copertina noua L=159m
New canopy L=159m
Gard protectie L=294,3m
Protection fence L=294,3m
V07.14
RAMPA
Capat rampa incarcare descarcare
Loading unloading ramp limit
km 192+388.54
SE48
SE47
SE46
SE45
SE44
RX2
RX4
RAMPA
V07.15
V07.14
192+400
192+400

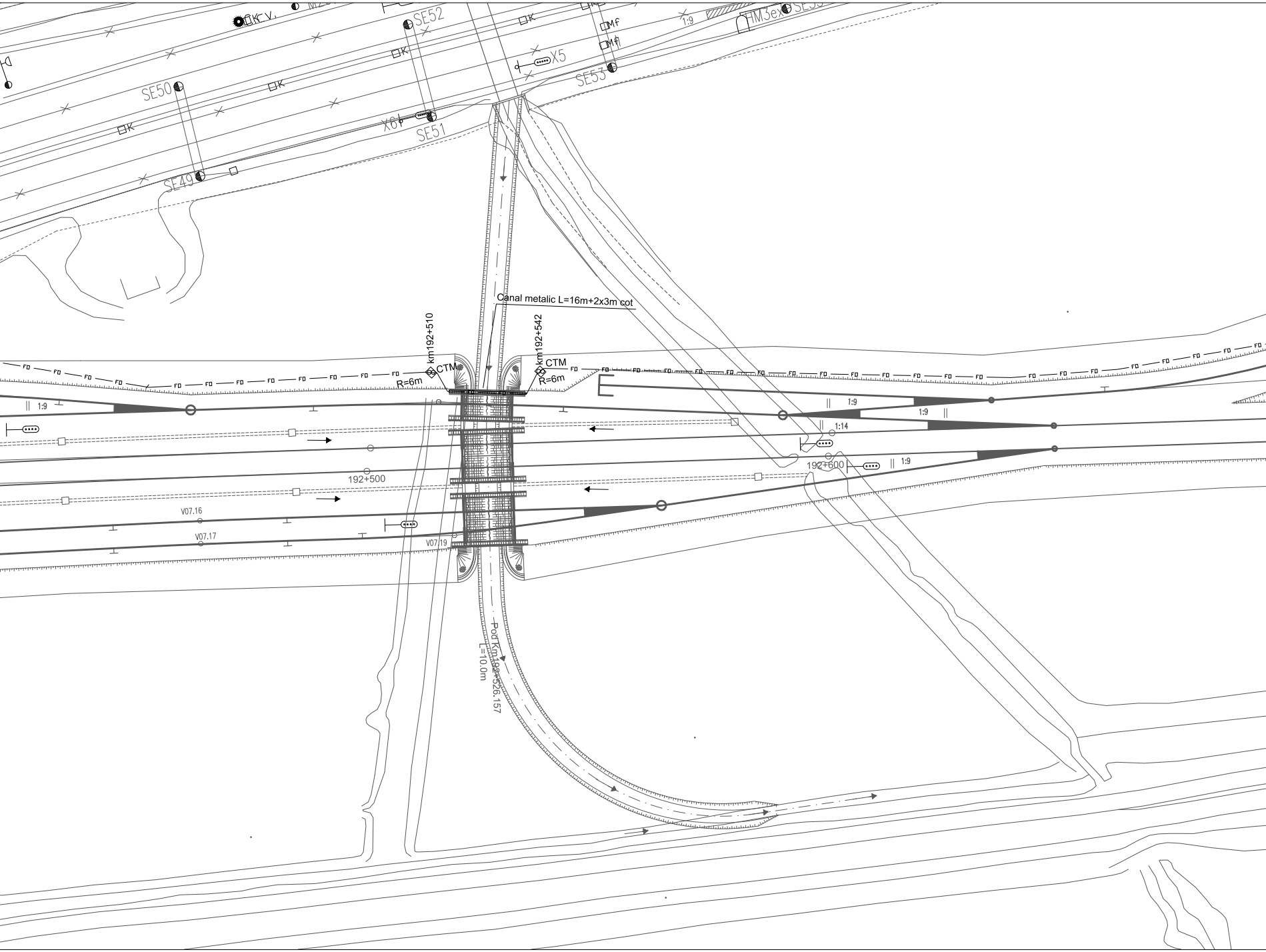

K V.
SE52
K
Mf
Mf
1:9
HM3ex
SE50
K
X5
SE53
K
X6
SE51
SE49
K
Canal metalic L=16m+2x3m cot
km192+510
km192+542
CTM
CTM
R=6m
R=6m
FD
1:9
1:9
1:9
1:14
1:9
192+500
192+600
V07.16
V07.17
V07.19
Pod Km192+526.157
L=10.0m

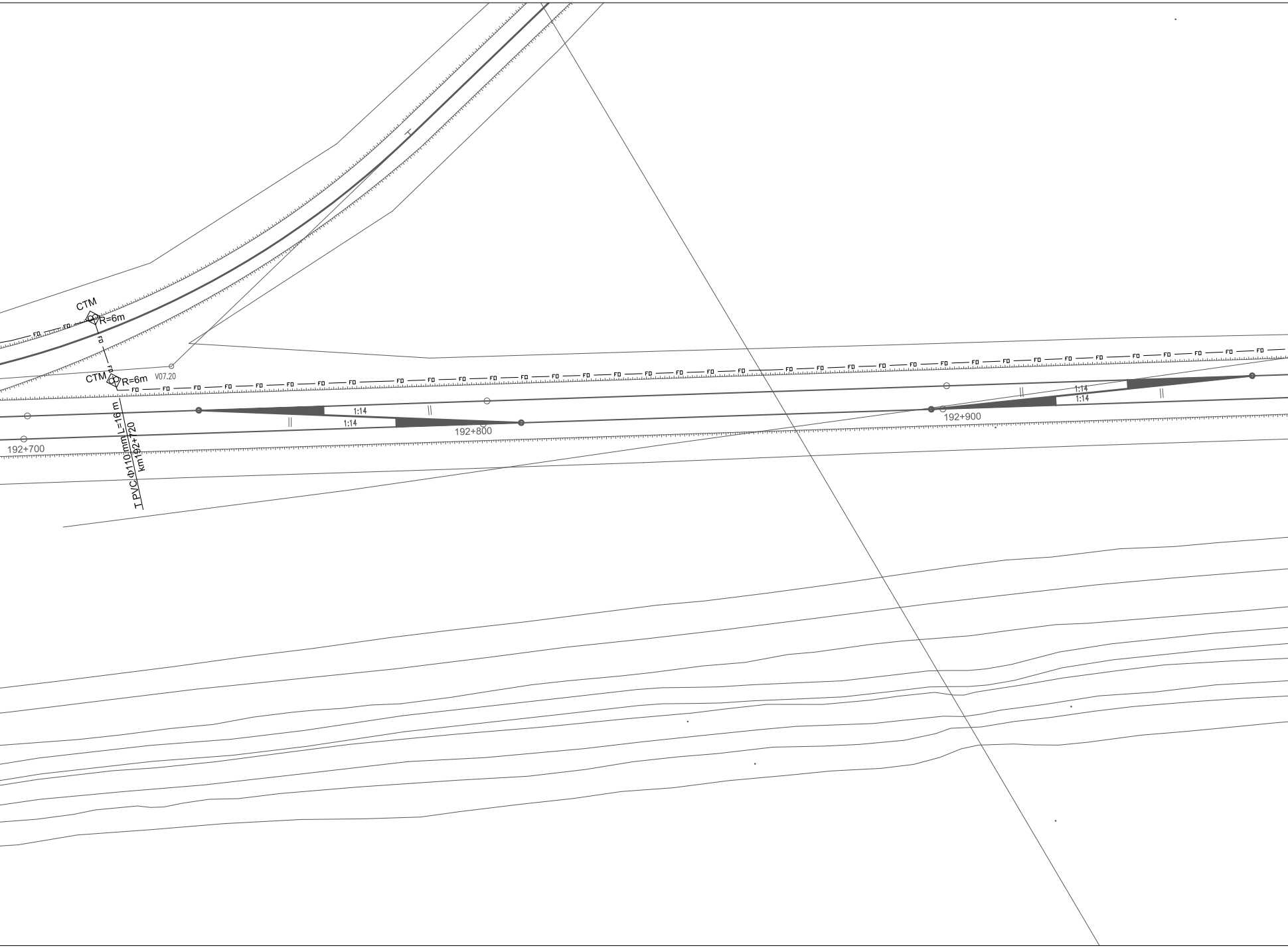
CTM
R=6m
FO
CTM
R=6m
V07.20
T PVC Φ110mm L=16 m
km192+720
1:14
1:14
192+700
192+800
1:14
1:14
192+900
T

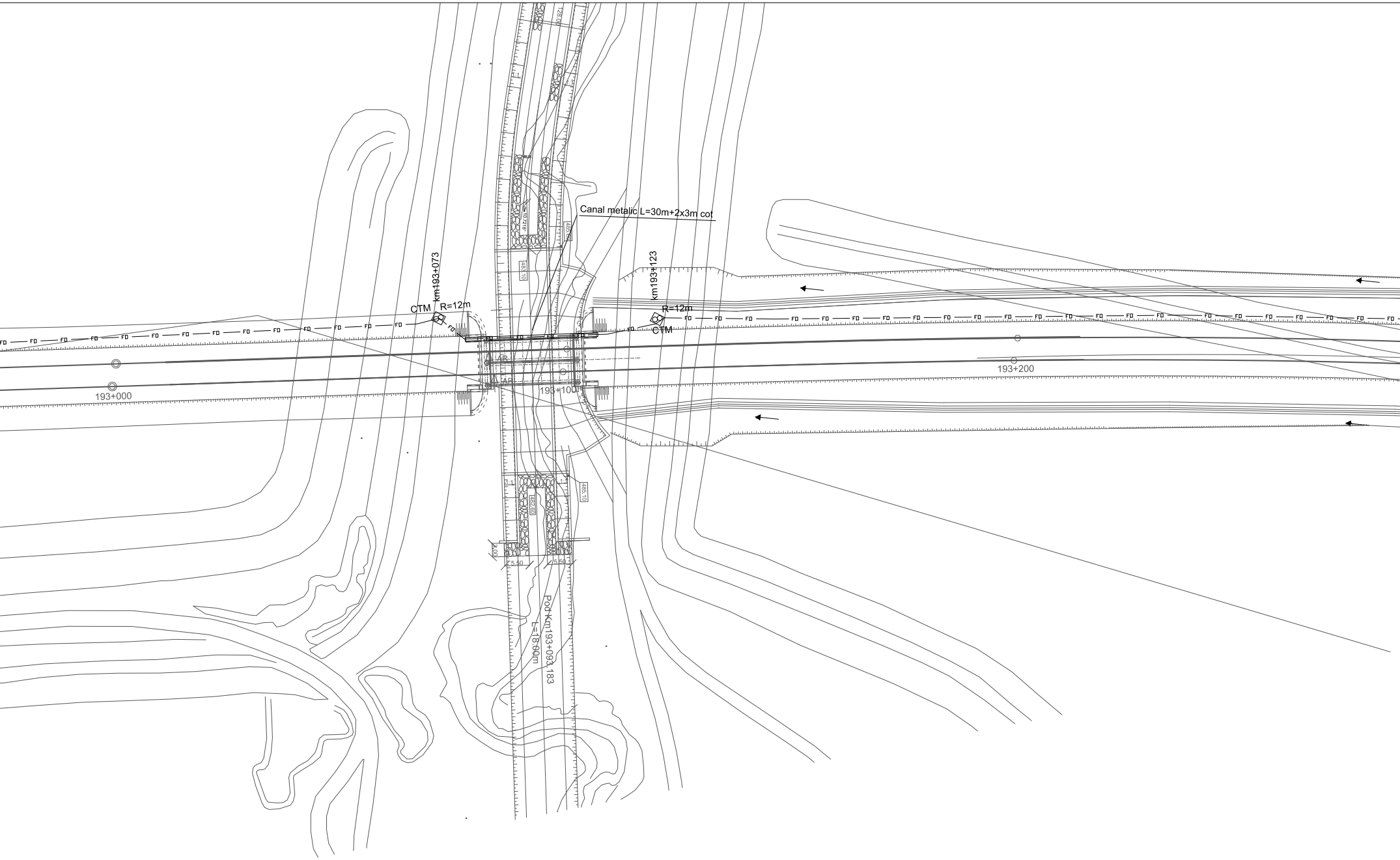

Canal metalic L=30m+2x3m cot
km193+073
CTM
R=12m
km193+123
R=12m
CTM
FD
193+000
193+100
193+200
AR
128.0
10.7218°
485.10
483.10
482.60
485.10
1:1
1:1
3.00
5.50
5.50
Pod Km193+093.183
L=18.00m

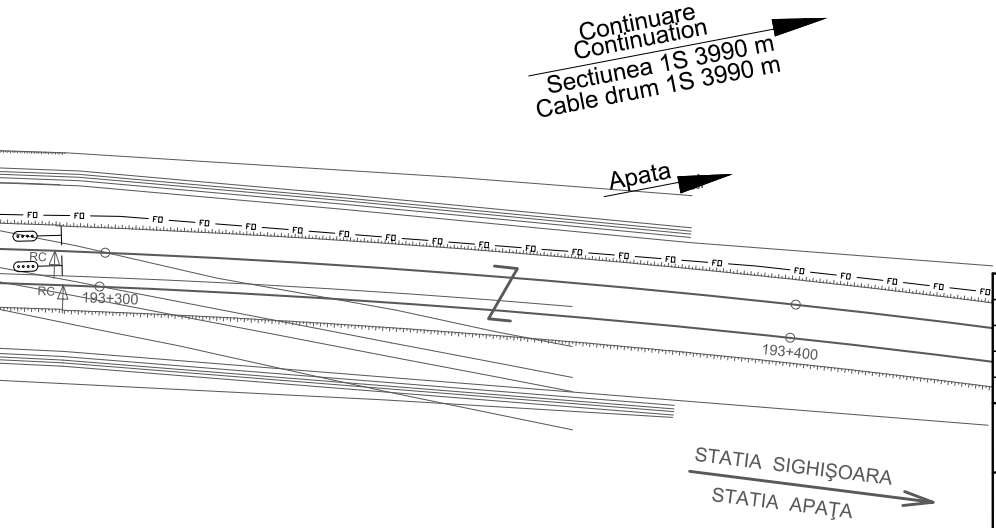
Continuare
Continuation
Sectiunea 1S 3990 m
Cable drum 1S 3990 m
Apata
FD
RC
193+300
193+400
STATIA SIGHIŞOARA
STATIA APAŢA

LEGENDA
LEGEND

CTM ◇	Camereta cu mufa de jonctiune Handhole with junction box
CTM ◇	Camereta cu rezerva Handhole with cable reserve
CT ▢	Camera de tragere cu mufa de jonctiune Manhole with junction box
CT ▢	Camera de tragere cu rezerva Manhole with cable reserve
CTS ☐	Camera de tragere speciala pentru subtraversare Special manhhole for undercrossing
— FD —	Cablu cu fibre optice subteran Underground optical fiber cable
—▭FD▭—	Teava PVC Φ 110 mm / canal metalic PVC pipe Φ 110 mm / metallic chanel

D					
C					
B					
A					
Indice Index	Data Date	Modificare Modification/Revision	Proiectant Designer	Aprobat Consultant Approved Consultant	Aprobat CFR Approved CFR

GUVERNUL ROMANIEI
ROMANIAN GOVERNMENT

PROIECT FINANŢAT DE UNIUNEA EUROPEANĂ
EUROPEAN UNION FINANCED PROJECT

CLIENT / CLIENT

C.N.C.F. "C.F.R." - S.A.

ITALFERR
GRUPPO FERROVIE DELLO STATO
Joint Venture leader

Scott Wilson

OBERMEYER
PLANEN + BERATEN GmbH

TECNIC
Consulting Engineers

CONSULTANT / CONSULTANT

			Data Date	Semnătură Signature
Aprobat Approved	Şef proiect Project manager	R. Liuzza		
Aprobat Approved	Coordonator Secţiune 1 Section 1 Coordinator	C. Gambelli		
Verificat Checked	Verificator Verifier	Pino Amodio		

SUBCONTRACTANT / SUBCONTRACTOR

AREX COMPANY

Aprobat Approved	Responsabil Subconsultant Subconsultant Responsible	A.Stanciu - Dinulescu	01.2012	
Întocmit Elaborated	Proiectant Designer	Gabriela Trifan	01.2012	Trifan

Reabilitarea liniei de cale ferata Braşov - Simeria, parte componentă a coridorului IV Pan European, pentru circulaţia trenurilor cu viteza maximă de 160 km/h, **Tronsonul : Braşov - Sighişoara**

Rehabilitation of the railway line Braşov - Simeria, component Part of the IV Pan-European Corridor, for the trains circulation with maximum speed of 160 km/h, **Section : Braşov - Sighişoara**

Proiect/Project
2004/RO/16/P/PA/003

Faza / Phase:
P.Th. / T.D.

Denumire desen / Drawing Title :

Statia - FELDIOARA - Station
CABLU CU FIBRE OPTICE (Cablul 2)
Plan de situatie
FIBER OPTIC CABLE (cable 2)
Layout Plan

Codificare / Codification System	Scara / Scale	LOT / LOT	Nr. / No 01 / 01

E A 5 1 0 1 E 0 7 L 8 S E 0 2 6 7 0 0 2 1