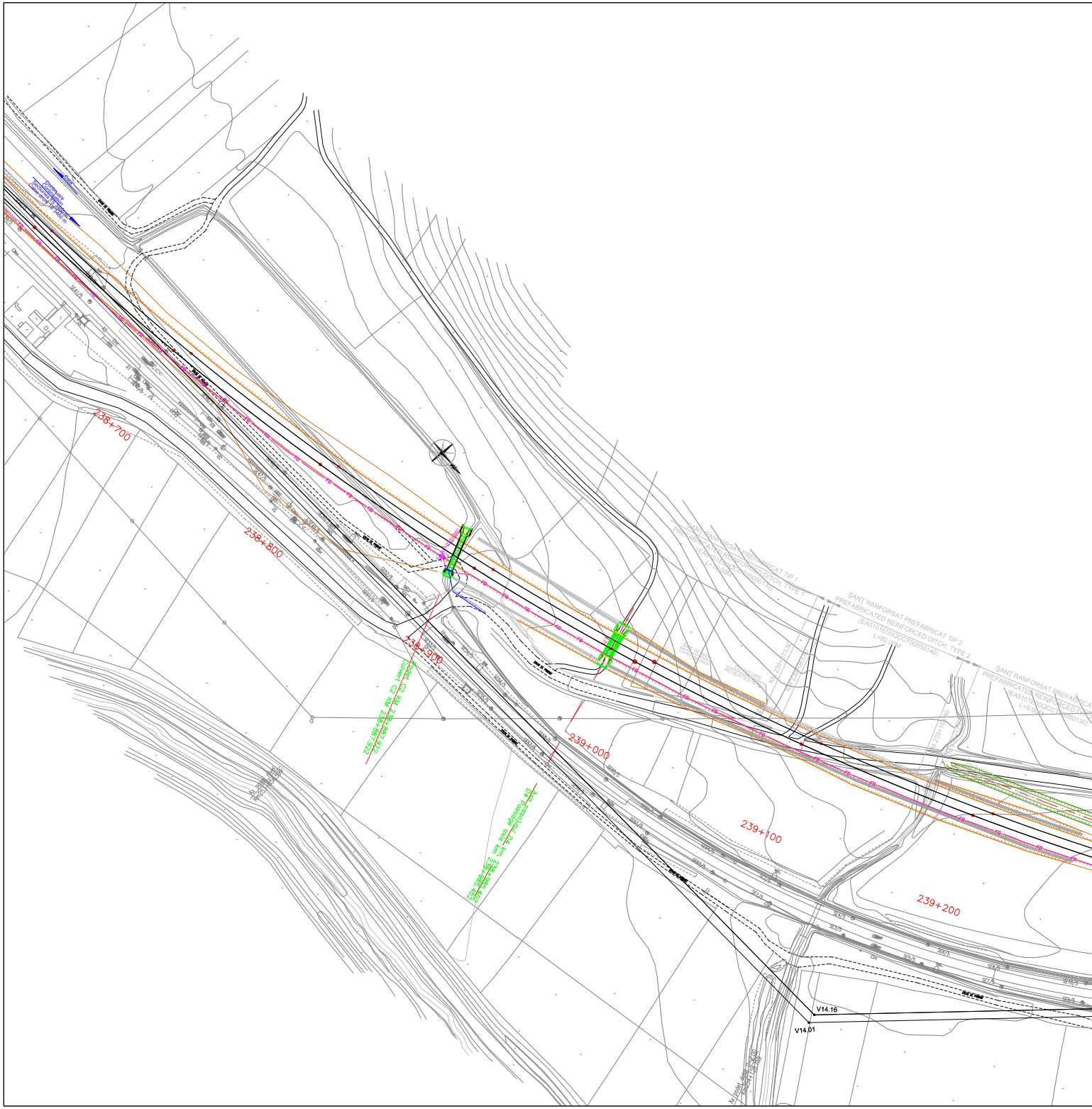
Cale
Continuare
Continuation
Secțiunea TS 3460 m
Cable drum TS 3460 m
238+700
238+800
238+900
239+000
239+100
239+200
Podeț C2 KM 238+887.922
Culvert C2 KM 238+887.922
Axa pasajului D4 km 238+985.452
D4 Passage axis km 238+985.452
ȘANȚ RANFORSAT PREFABRICAT TIP 1
PREFABRICATED REINFORCED DITCH, TYPE 1
(EA5101E00QCCT00050130)
L=10.00M
ȘANȚ RANFORSAT PREFABRICAT TIP 2
PREFABRICATED REINFORCED DITCH, TYPE 2
(EA5101E00QCCT00050140)
L=80.00M
ȘANȚ RANFORSAT PREFABRICAT
PREFABRICATED REINFORCED D
(EA5101E00QCCT00050130)
L=9.00M
Șanț de beton
Concrete ditch
ZID ÎNTORS
REVERTED WALL
KM 239+073.80
KM 239+083.80
KM 239+168.80
FD
V14.16
V14.01

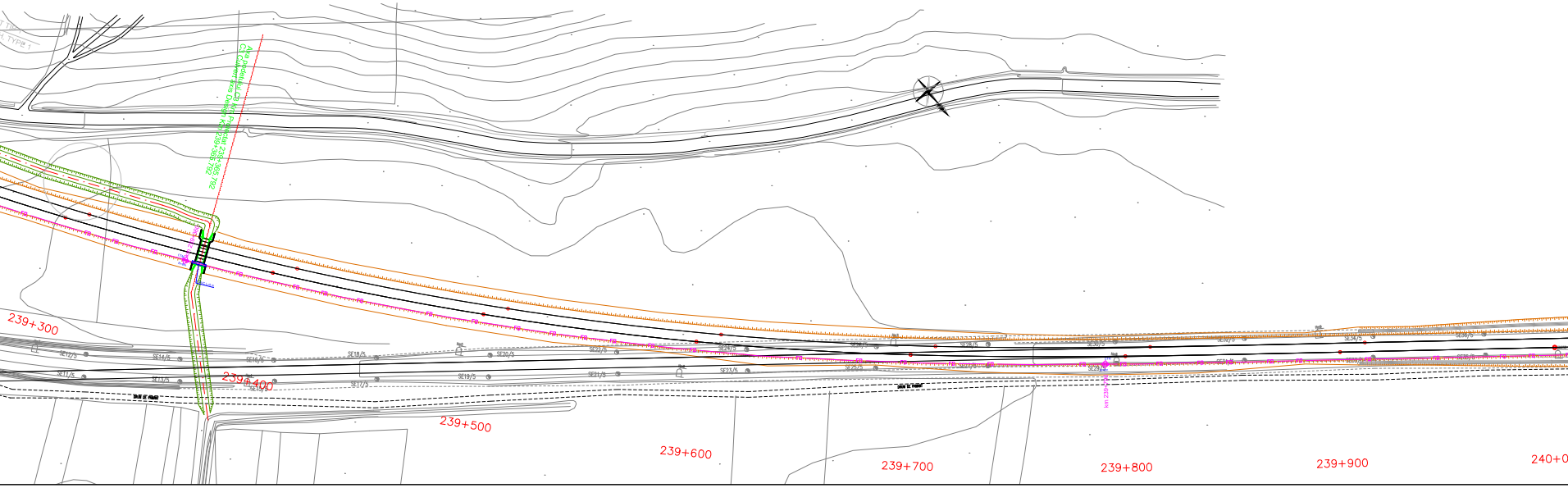
Axa podețului C3 Km Proiectat 239+365.792
C3 Culvert axis Design Km 239+365.792
H, TYPE 1
SE11/5
SE12/5
SE13/5
SE14/5
SE15/5
SE16/6
SE17/5
SE18/5
SE19/5
SE20/5
SE21/5
SE22/5
SE23/5
SE24/5
SE25/5
SE26/5
SE27/5
SE28/5
SE29/5
SE30/5
SE32/5
SE34/5
SE36/5
FO
km 239+790
239+300
239+400
239+500
239+600
239+700
239+800
239+900
240+0

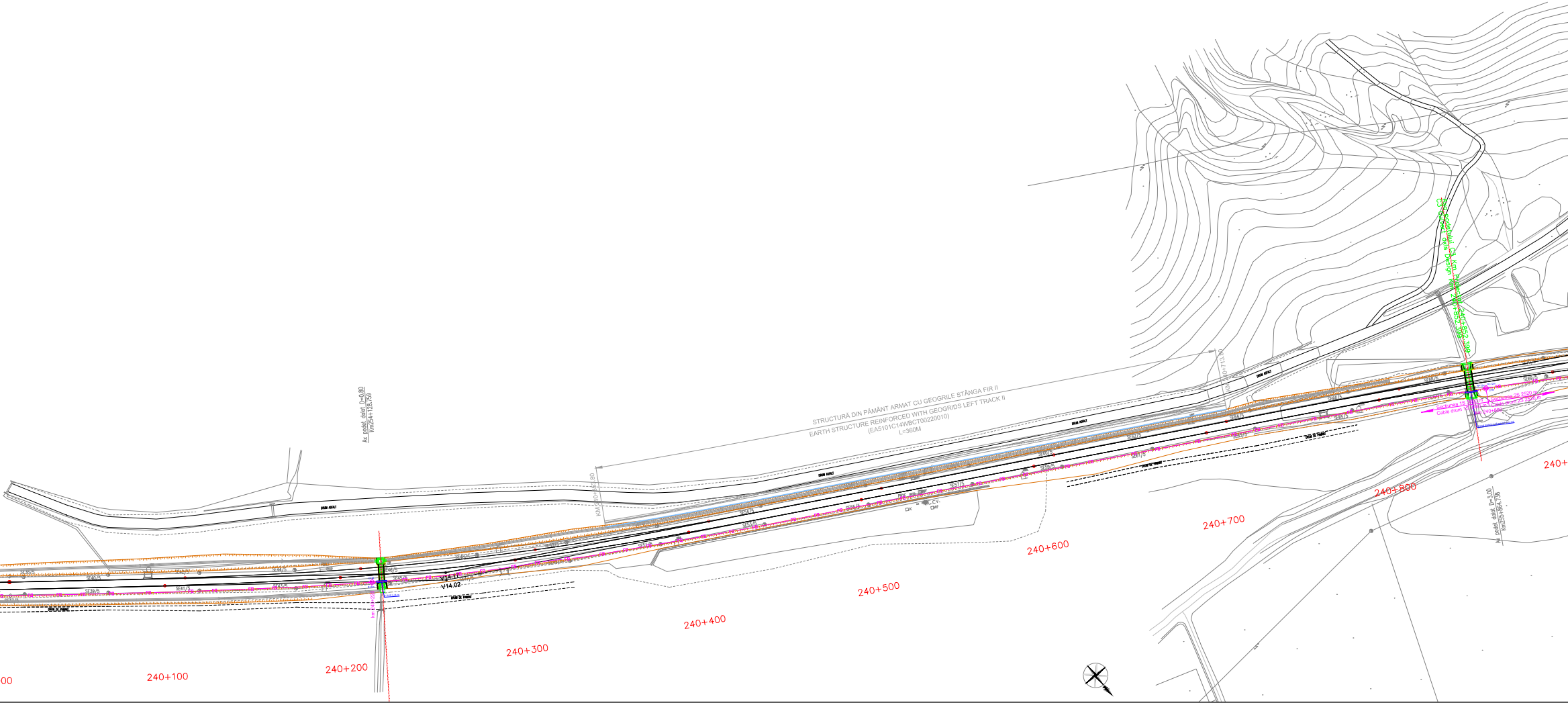
STRUCTURĂ DIN PĂMÂNT ARMAT CU GEOGRILE STÂNGA FIR II
EARTH STRUCTURE REINFORCED WITH GEOGRIDS LEFT TRACK II
(EA5101C14WBCT00220010)
L=360M
Ax podet dalat D=0.80
Km254+128.759
Ax podet dalat D=3.00
Km255+864.738
Ax podetului C3 Km. Proiectat 240+852.399
C3 Culvert axis Design Km 240+852.399
Secțiunea 1S 3600 m
Cable drum 1S 3600 m
Secțiunea 2S 2520 m
Cable drum 2S 2520 m
km 240+860
km 240+220
V14.11
V14.02
SE45/5
SE46/5
SE51/5
SE59/5
SE60/5
SE68/5
SE69/5
DRUM ASFALT
DRUM DE PAMANT
FO
00
240+100
240+200
240+300
240+400
240+500
240+600
240+700
240+800
240+

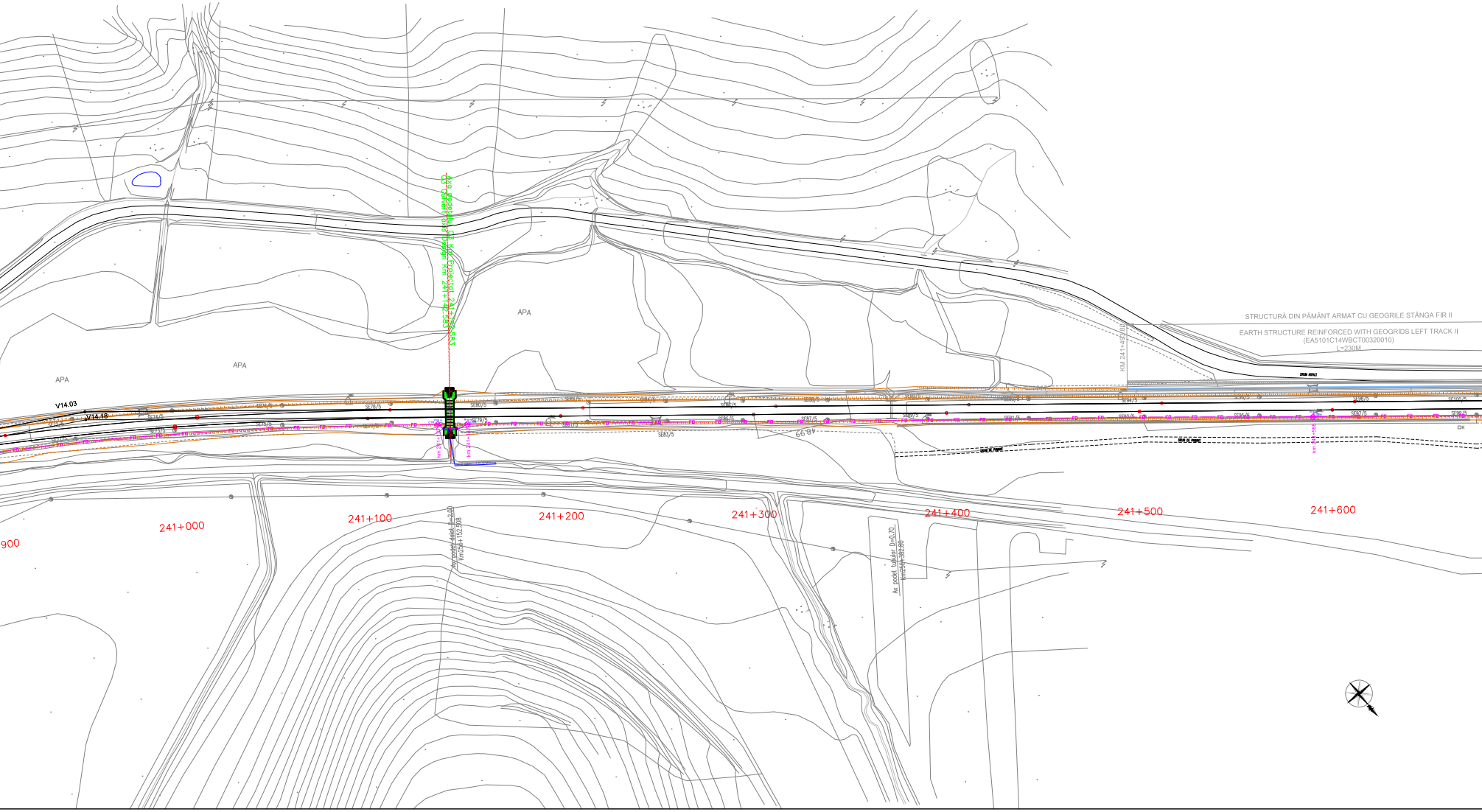
Axa podetului C3 Km Proiectat 241+142.583
C3 Culvert axis Design Km 241+142.583
APA
APA
APA
V14.03
V14.18
STRUCTURĂ DIN PĂMÂNT ARMAT CU GEOGRILE STÂNGA FIR II
EARTH STRUCTURE REINFORCED WITH GEOGRIDS LEFT TRACK II
(EA5101C14WBCT00320010)
L=230M
KM 241+493.80
DRUM ASFALT
SE78/5
SE80/5
SE83/5
SE87/5
SE94/5
SE93/5
SE95/6
SE97/5
SE98/5
SE99/5
SE100/5
FO
DK
900
241+000
241+100
241+200
241+300
241+400
241+500
241+600
Ax podet dalat D=2.00
Km256+152.508
Ax podet tubular D=0.70
Km256+392.80

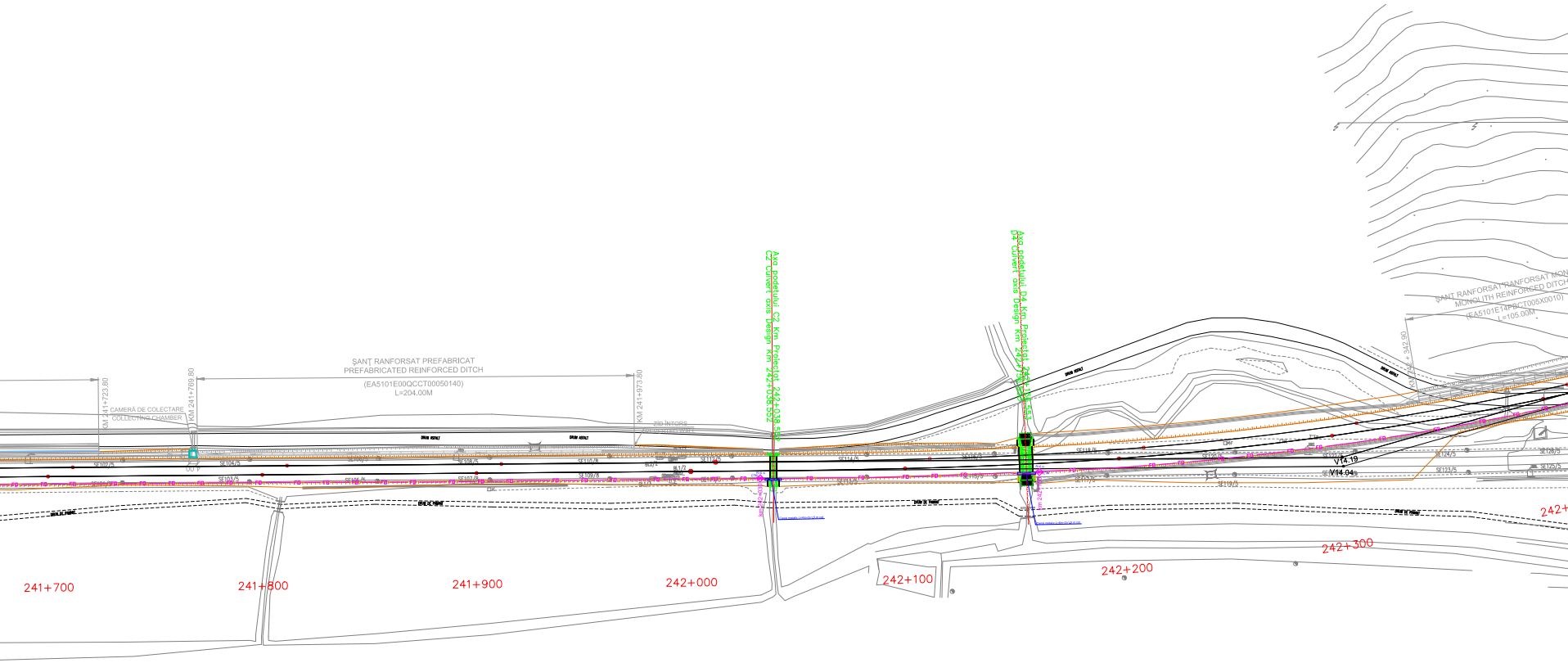
ŞANŢ RANFORSAT PREFABRICAT
PREFABRICATED REINFORCED DITCH
(EA5101E00QCCT00050140)
L=204.00M
KM 241+723.80
KM 241+769.80
KM 241+973.80
CAMERĂ DE COLECTARE
COLLECTING CHAMBER
ZID ÎNTORS
Axa podetului C2 Km Proiectat 242+038.552
C2 Culvert axis Design Km 242+038.552
Axa podetului D4 Km Proiectat 242+156.553
D4 Culvert axis Design Km 242+156.553
ŞANT RANFORSAT RANFORSAT MON
MONOLITH REINFORCED DITCH
(EA5101E14PBCT005X0010)
L=105.00M
KM 242 + 342.90
V14.19
V14.04
SE102/5
SE104/5
SE106/5
SE108/5
SE110/8
SE112/5
SE114/5
SE116/5
SE118/5
SE120/5
SE122/5
SE124/5
SE126/5
SE101/5
SE103/5
SE105/5
SE107/8
SE109/8
SE111/5
SE113/5
SE115/5
SE117/5
SE119/5
SE121/5
SE123/5
SE125/5
FO
241+700
241+800
241+900
242+000
242+100
242+200
242+300
242+

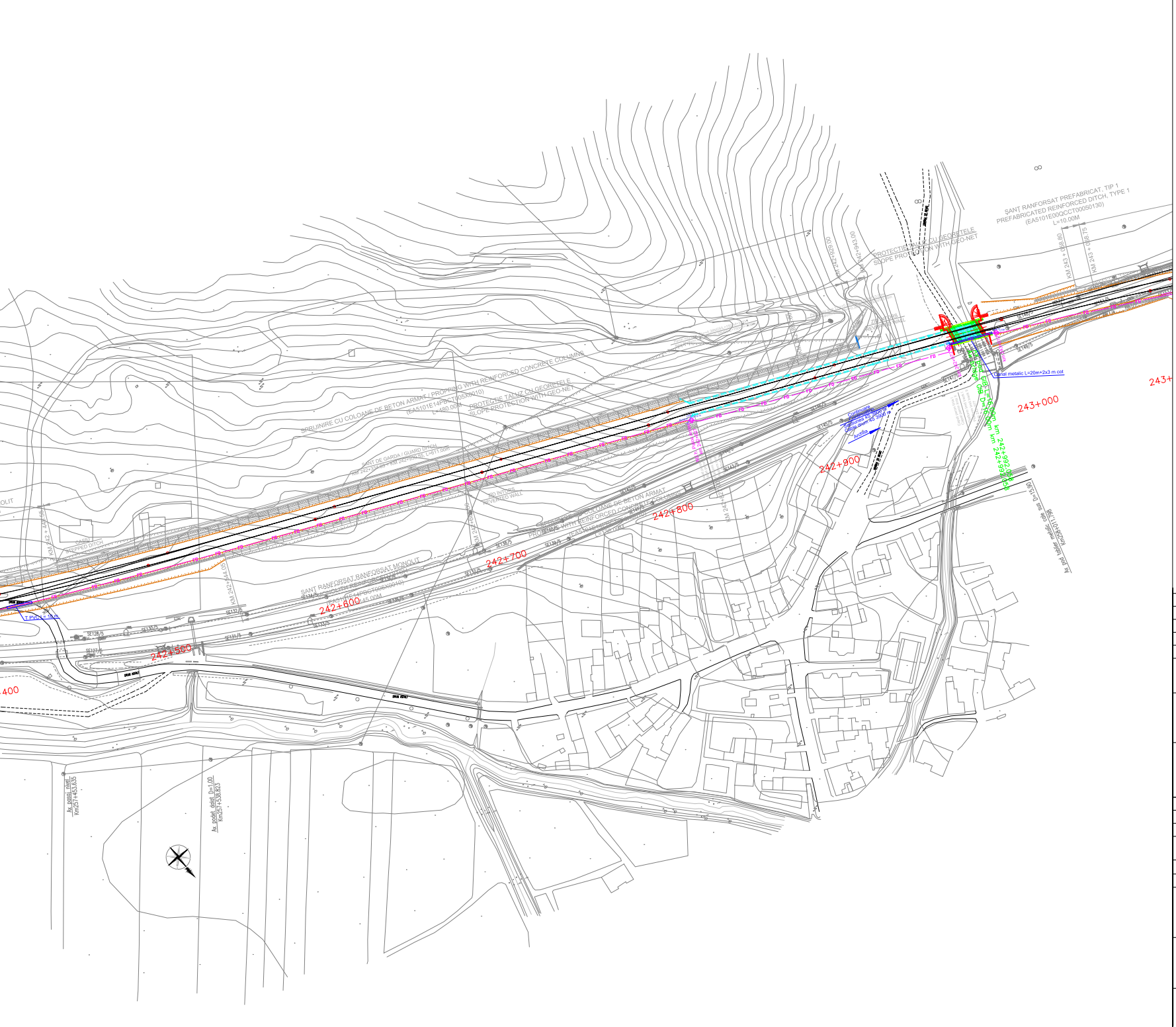
ŞANŢ RANFORSAT PREFABRICAT, TIP 1
PREFABRICATED REINFORCED DITCH, TYPE 1
(EA5101E00QCCT00050130)
L=10.00M
KM 243 + 058.80
KM 243 + 068.75
PROTECTIE TALUZ CU GEORETELE
SLOPE PROTECTION WITH GEO-NET
KM 242+929.00
KM 242+943.00
ZID INTORS
REVERTED WALL
Canal metalic L=20m+2x3 m cot
Ax pod GIB L=16.00m km 242+992.058
Ax bridge GIB D=16.00m km 242+992.058
243+000
243+
242+900
242+800
242+700
242+600
242+500
400
Continuare
Sectiunea 4S 3900 m
Cable drum 4S 3900 m
Archita
SPRIJINIRE CU COLOANE DE BETON ARMAT / PROPPING WITH REINFORCED CONCRETE COLUMNS
(EA5101E14PBCT005X0010)
L=480.00M
SANT DE GARDA / GUARD DITCH
SANT RANFORSAT MONOLIT
MONOLITH REINFORCED DITCH
L=145.00M
FO
SE137/5
SE138/5
SE139/5
SE143/5
SE145/5
SE146/5
SE147/5
SE148/5
SE149/5
KM 242+650.00
Ax podet dalat D=1.00 Km257+538.823
Ax podet invel Km257+453.635
Km258+011.798

L E G E N D A
L E G E N D

CTM	◇	Camereta cu mufa de jonctiune Handhole with junction box
CTM	◇	Camereta cu rezerva Handhole with cable reserve
CT	☐	Camera de tragere cu mufa de jonctiune Manhole with junction box
CT	☐	Camera de tragere cu rezerva Manhole with cable reserve
CTS	☐	Camera de tragere speciala pentru subtraversare Special manhhole for undercrossing
	— FO —	Cablu cu fibre optice subteran Underground optical fiber cable
	— FO —	Teava PVC Φ 110 mm / canal metalic PVC pipe Φ 110 mm / metallic chanel
	— FO —	Cablu cu fibre optice special pentru tunel protejat in duct HDPE Φ 40 mm instalat in canal de beton al tunelului Special OF cable for tunnels proteated in HDPE duct Φ 40 mm installed in concrete channel of tunnel

NOTA / NOTE:

* Dupa instalarea cablurilor canalul de beton va fi umplut cu nisip

* After all cables installing the concrete channel will be filled up with sand

Indice Index	Data Date	Modificare Modification/Revision	Proiectant Designer	Aprobat Consultant Approved Consultant	Aprobat CFR Approved CFR
D					
C					
B					
A					

GUVERNUL ROMANIEI
ROMANIAN GOVERNMENT

PROIECT FINANȚAT DE UNIUNEA EUROPEANĂ
EUROPEAN UNION FINANCED PROJECT

CLIENT / CLIENT

CFR

C.N.C.F. "C.F.R." - S.A.

ITALFERR
GRUPPO FERROVIE DELLO STATO
Joint Venture leader
Scott Wilson
OBERMEYER
TECNIC

CONSULTANT / CONSULTANT

			Data Date	Semnătură Signature
Aprobat Approved	Şef proiect Project manager	R. Liuzza		
Aprobat Approved	Coordonator Secţiune 1 Section 1 Coordinator	C. Gambelli		
Verificat Checked	Expert Verificator Checking Expert	Pino Amodio		

SUBCONTRACTANT / SUBCONTRACTOR

AREX

Aprobat Approved	Responsabil Subcontractant Subcontractor Responsible	A.Stanciu - Dinulescu		
Întocmit Elaborated	Proiectant Designer	Gabriela Trifan	12.2011	Trifan

Reabilitarea liniei de cale ferata Braşov - Simeria, parte componentă a coridorului IV Pan European, pentru circulaţia trenurilor cu viteza maximă de 160 km/h,
Tronsonul : Braşov - Sighişoara
Rehabilitation of the railway line Braşov - Simeria, component Part of the IV Pan-European Corridor, for the trains circulation with maximum speed of 160 km/h,
Section : Braşov - Sighişoara

Proiect/Project
2004/RO/16/P/PA/003

Faza / Phase:
P.Th. / T.D.

Denumire desen / Drawing Title :

Interval - CATA - ARCHITA - Section
CABLU CU FIBRE OPTICE (Cablul 2)
Plan de situatie
FIBER OPTIC CABLE (cable 2)
Layout Plan

Codificare / Codification System	Scara / Scale	LOT / LOT	Nr. / No
E A 5 1 0 1 E 1 4 L 7 S E 0 5 4 7 0 0 2 0	1:1000		01/ 05