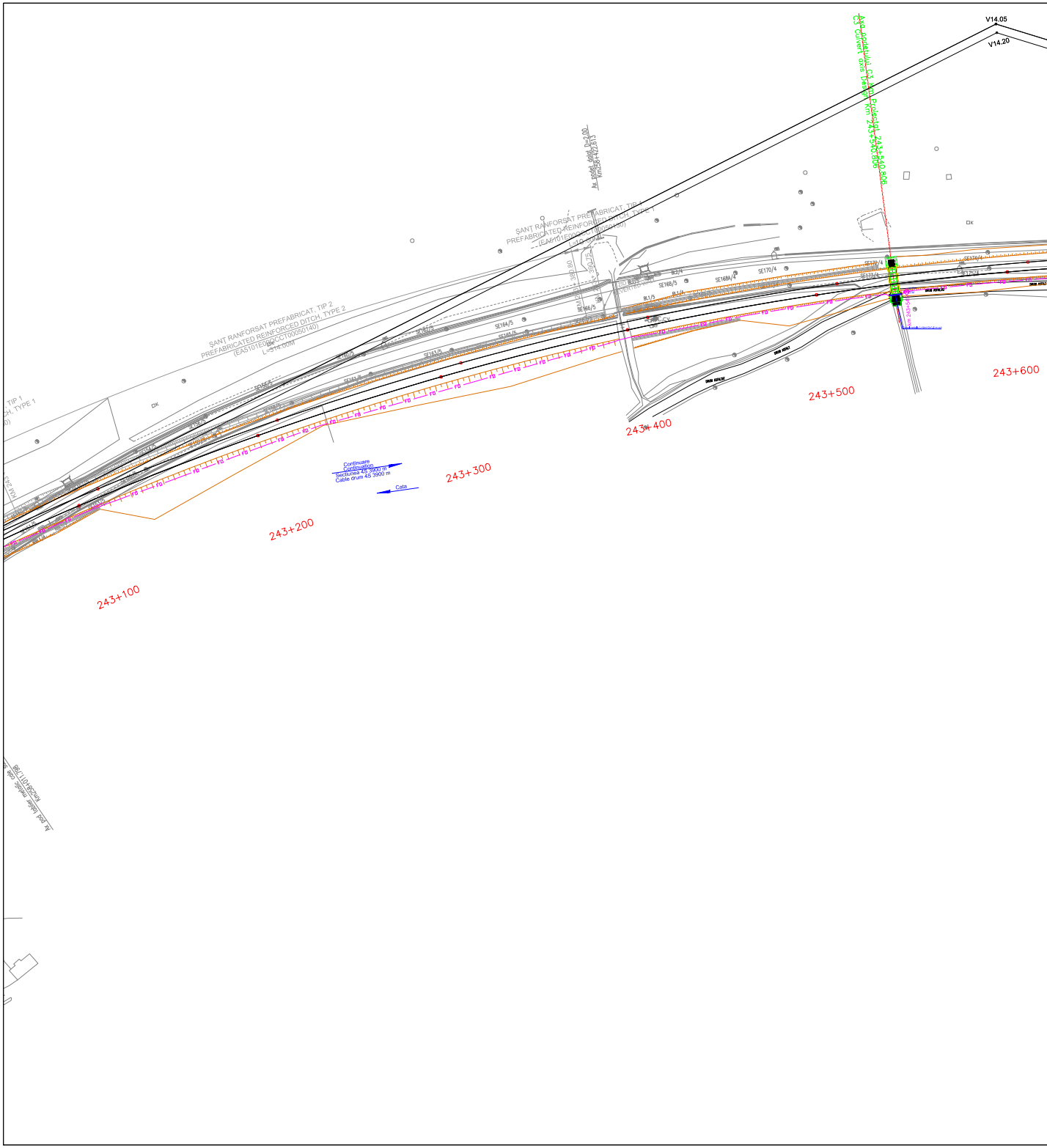
V14.05
V14.20
Axa podetului C3 Km Proiectat 243+540.806
C3 Culvert axis Design Km 243+540.806
Ax podet dalat D=2.00
Km258+422.613
ŞANŢ RANFORSAT PREFABRICAT, TIP 1
PREFABRICATED REINFORCED DITCH, TYPE 1
(EA5101E00QCCT00050130)
L=10.00M
ŞANŢ RANFORSAT PREFABRICAT, TIP 2
PREFABRICATED REINFORCED DITCH, TYPE 2
(EA5101E00QCCT00050140)
L=514.00M
TIP 1
CH, TYPE 1
SE172/4
SE173/4
SE174/4
SE175/4
SE170/4
SE168A/4
SE168/5
SE166/5
SE165/5
SE164/5
SE163/5
SE162/5
SE161/5
SE160/5
SE158/5
SE156/5
BL2/4
BL1/4
BL1/5
ZID ÎNTORS
REVERTED WALL
380.80
390.75
FO
DRUM ASFALTAT
Continuare
Continuation
Sectiunea 4S 3900 m
Cable drum 4S 3900 m
Cata
243+100
243+200
243+300
243+400
243+500
243+600
Ax pod tablier metalic cale sus
Km258+011.788

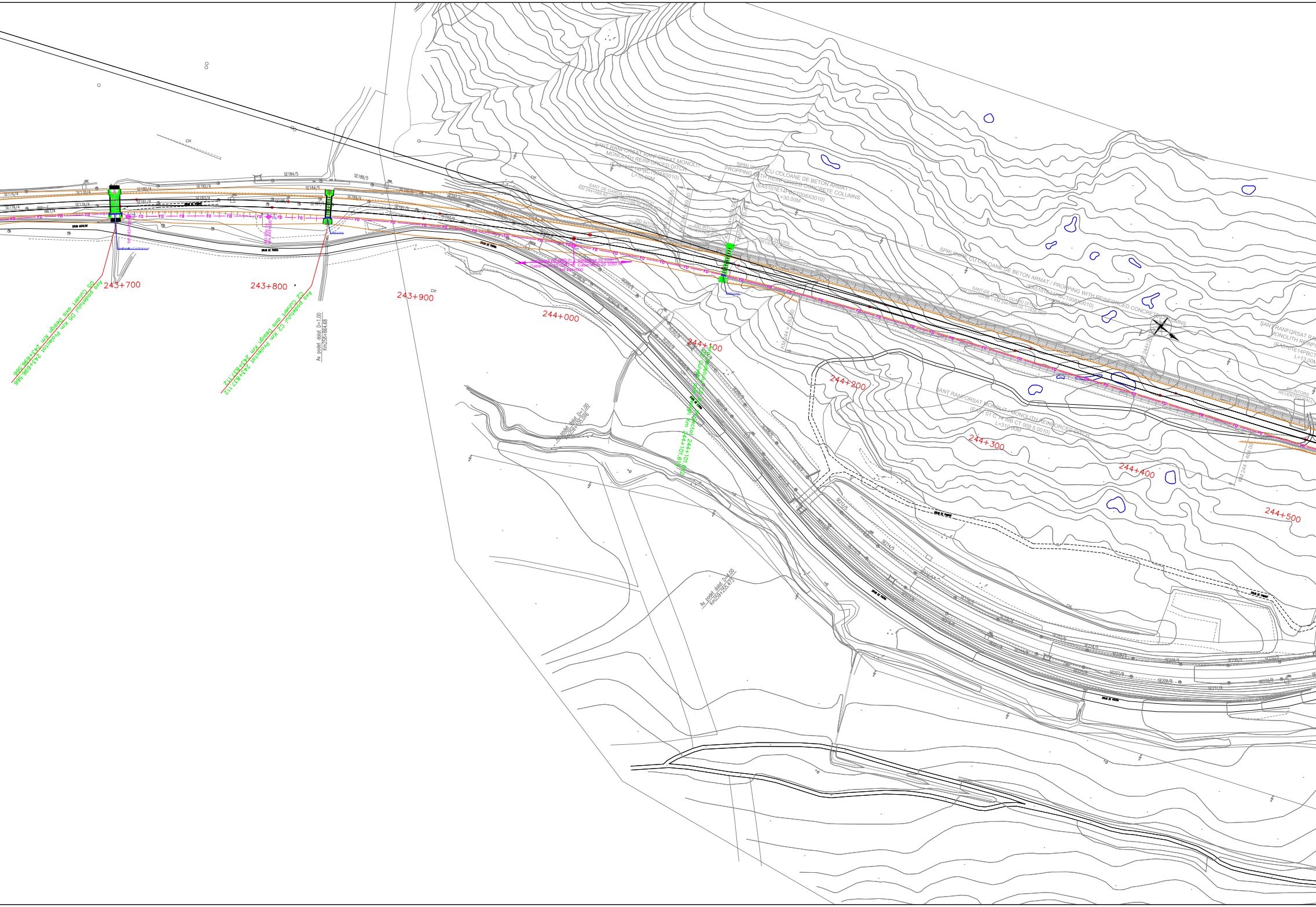
SE176/4
SE178/4
SE180/4
SE182/4
SE184/5
SE188/5
SE179/4
SE181/4
SE183/4
SE186/5
SE187/5
SE189/5
SE191/5
DRUM ASFALTAT
DRUM DE PIATRA
243+700
243+800
243+900
244+000
244+100
244+200
244+300
244+400
244+500
Axa podetului D5 Km Proiectat 243+696.566
D5 Culvert axis Design Km 243+696.566
Axa podetului C2 Km Proiectat 243+837.112
C2 Culvert axis Design Km 243+837.112
Axa podetului C2 Km Proiectat 244+101.612
C2 Culvert axis Design Km 244+101.612
Ax podet dalat D=1.00
Km258+864.68
Ax podet dalat D=1.00
Km259+105.076
Ax podet dalat D=4.00
Km259+255.473
Sectiunea 2S 2960 m
Sectiunea 3S 3350 m
Cable drum 2S 3350 m
Cable drum 3S 3350 m
km 244+000
SANT RANFORSAT RANFORSAT MONOLIT
MONOLITH REINFORCED DITCH
(EA5101E14PBCT008X0010)
L=10.00M
SANT DE GARDA / GUARD DITCH
SPRIJINIRE CU COLOANE DE BETON ARMAT /
PROPPING WITH REINFORCED CONCRETE COLUMNS
(EA5101E14PBCT008X0010)
L=30.00M
ZID INTORS
REVERTED WALL
KM 244+059.65
KM 244+069.80
KM 244+099.56
KM 244+103.66
KM 244+153.80
SANT DE GARDA / GUARD DITCH
KM 244+103.66 + KM 244+524.05, L=426.00M
SPRIJINIRE CU COLOANE DE BETON ARMAT / PROPPING WITH REINFORCED CONCRETE COLUMNS
(EA5101E14PBCT008X0010)
SANT RANFORSAT MONOLIT / MONOLITH REINFORCED DITCH
(EA51 01 C 14 WB CT 009 5 0010)
L=310.00M
L=13.00M
KM 244+464.00
FO
DK

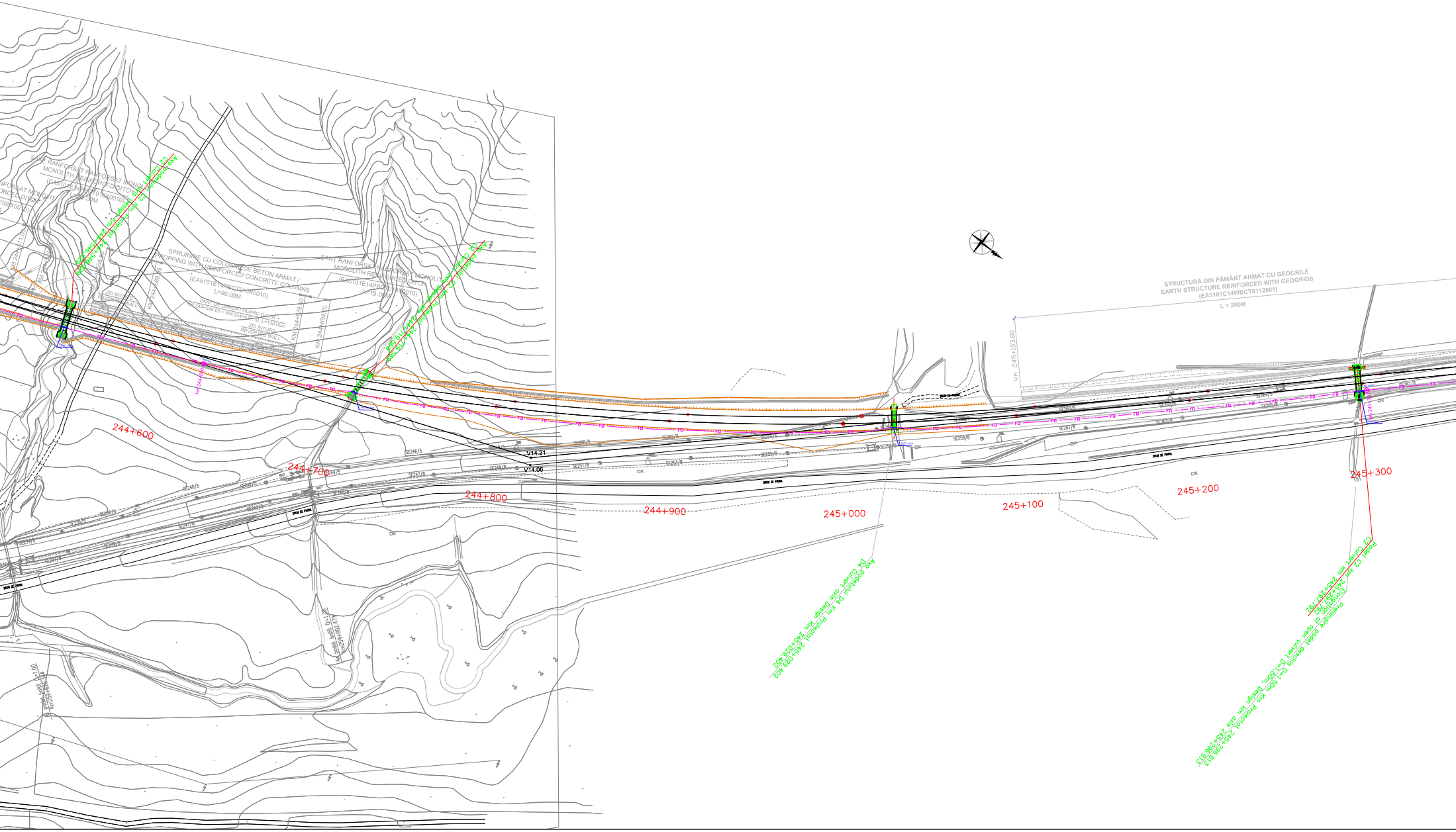
SANȚ RANFORSAT MONOLIT
MONOLITH REINFORCED DITCH
(EA5101E14PRCT010X0010)
L=15.00M
Axa podețului C2 Km Proiectat 244+546.929
C2 Culvert axis Design Km 244+546.929
SPRIJINIRE CU COLOANE DE BETON ARMAT /
PROPPING WITH REINFORCED CONCRETE COLUMNS
(EA5101E14PBCT010X0010)
L=90.00M
SANȚ DE GARDĂ / GUARD DITCH
KM 244+548.60 ÷ KM 244+679.10, L=130.00m
ZID INTORS
REVERTED WALL
KM 244+588.95
KM 244+679.60
KM 244+694.70
km 244+630
Axa podețului C2 Km Proiectat 244+719.569
C2 Culvert axis Design Km 244+719.569
STRUCTURĂ DIN PĂMÂNT ARMAT CU GEOGRILE
EARTH STRUCTURE REINFORCED WITH GEOGRIDS
(EA5101C14WBCT0112001)
L = 260M
km 245+103.80
244+600
244+700
244+800
244+900
245+000
245+100
245+200
245+300
V14.21
V14.06
DRUM DE PIATRA
Axa podețului D4 Km Proiectat 245+029.402
D4 Culvert axis Design Km 245+029.402
Podet C2 km 245+297.792
C2 Culvert km 245+297.792
Prelungire podet deschis D=1,50m Km Proiectat 245+296.613
Elongation of open culvert D=1,50m, Design km axis 245+296.613

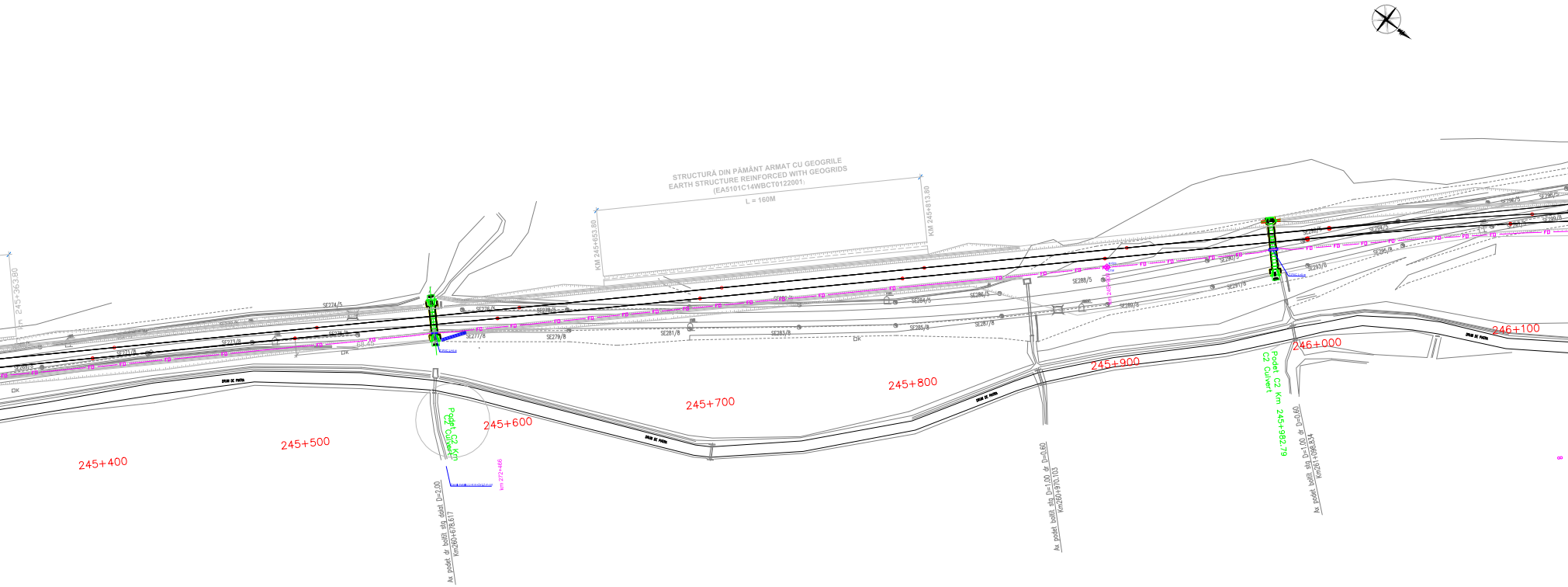
STRUCTURĂ DIN PĂMÂNT ARMAT CU GEOGRILE
EARTH STRUCTURE REINFORCED WITH GEOGRIDS
(EA5101C14WBCT0122001)
L = 160M
KM 245+653.80
KM 245+813.80
Km 245+363.80
245+400
245+500
245+600
245+700
245+800
245+900
246+000
246+100
Podet C2 Km
C2 Culvert
Podet C2 Km 245+982.79
C2 Culvert
km 272+486
Ax podet dr boltit stg dalat D=2.00
Km260+678.617
Ax podet boltit stg D=1.00 dr D=0.60
Km260+970.103
Ax podet boltit stg D=1.00 dr D=0.60
Km261+098.834
SE274/5
SE276/5
SE271/8
SE273/8
SE275/8
SE277/8
SE279/8
SE281/8
SE283/8
SE284/5
SE285/8
SE286/5
SE287/8
SE288/5
SE289/8
SE291/8
SE293/8
SE294/5
SE295/8
SE296/5
SE298/5
SE299/8
FO
DRUM DE PIATRA

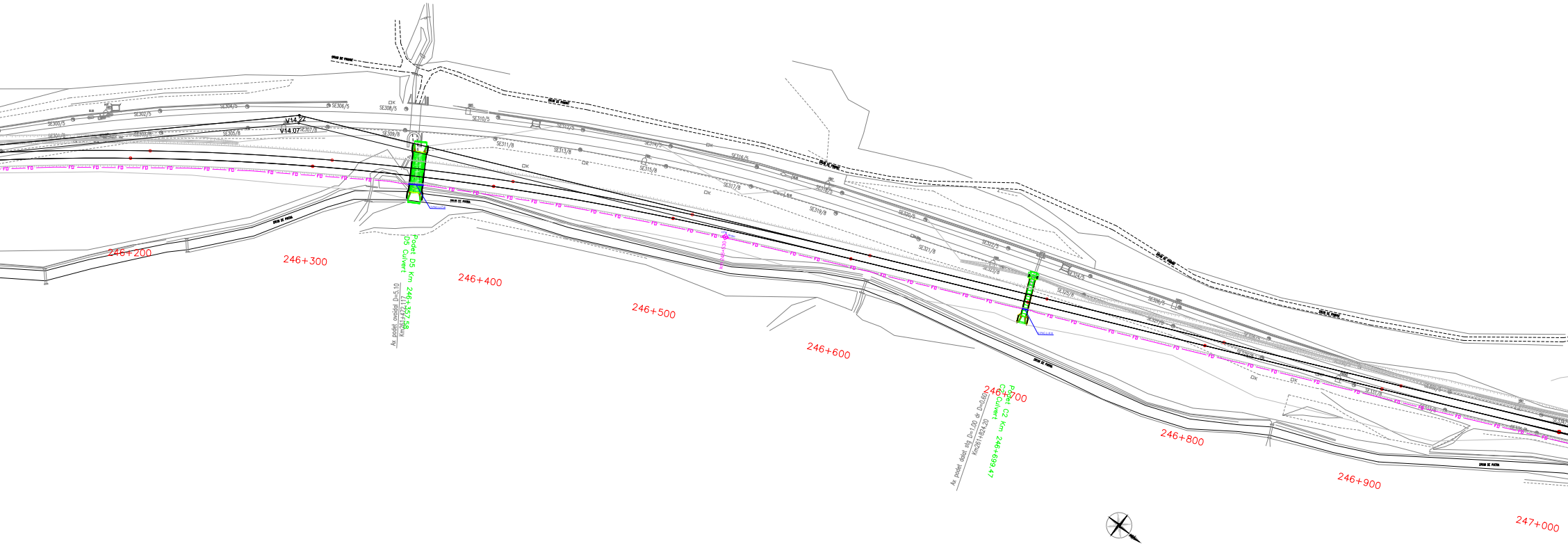
SE300/5
SE302/5
SE304/5
SE306/5
SE308/5
SE301/8
SE305/8
SE307/8
SE309/8
V14.22
V14.07
SE310/5
SE312/5
SE314/5
SE316/5
SE318/5
SE311/8
SE313/8
SE315/8
SE317/8
SE319/8
SE320/5
SE321/8
SE322/5
SE323/8
SE324/5
SE325/8
SE326/5
SE327/8
SE331/8
FO
246+200
246+300
Podet D5 Km 246+357.58
D5 Culvert
Ax podet ovoidal D=5.10
Km261+472.117
246+400
246+500
246+600
246+700
Podet C2 Km 246+699.47
C2 Culvert
Ax podet dalat stg D=1.00 dr D=0.60
Km261+824.20
246+800
246+900
247+000

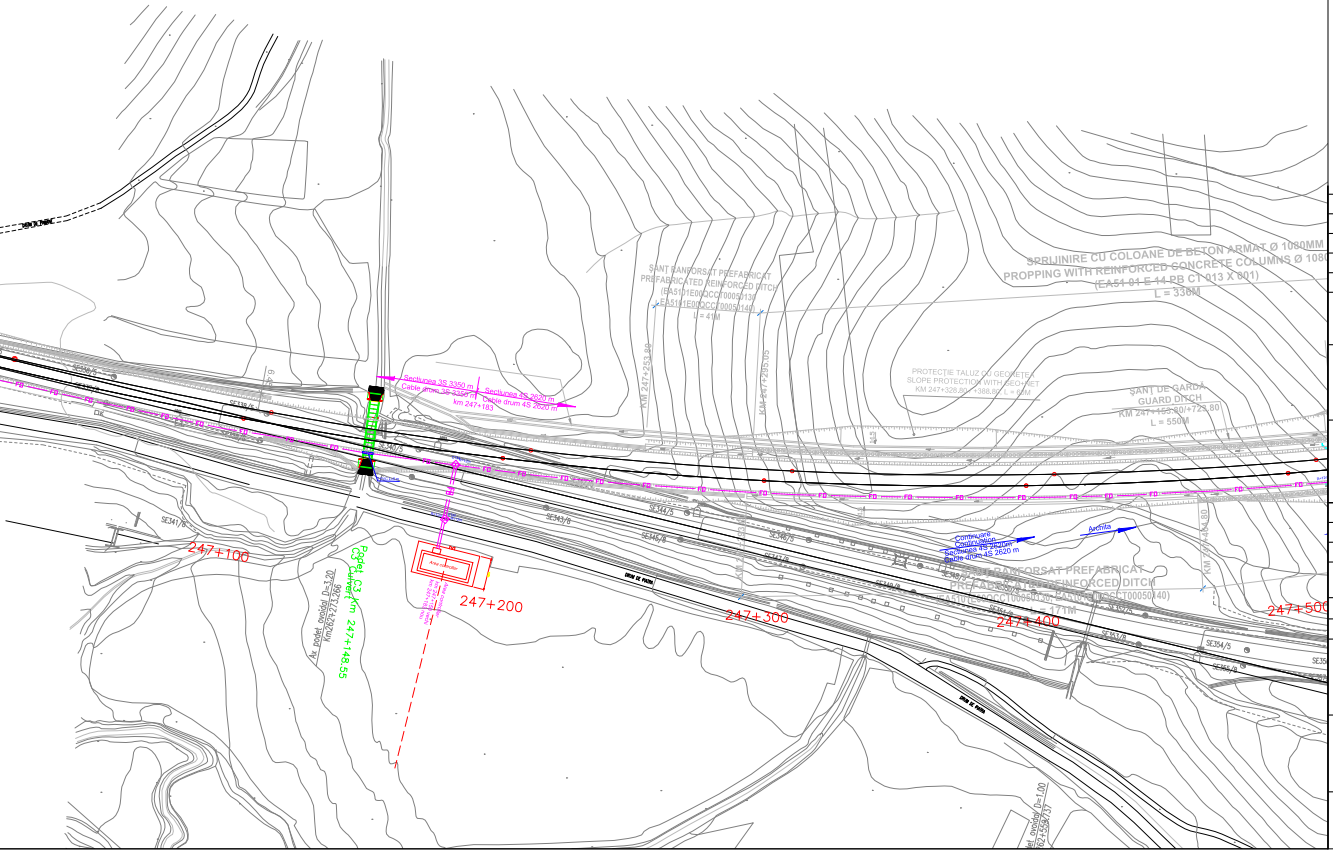
Sectiunea 3S 3350 m
Cable drum 3S 3350 m
km 247+183
Sectiunea 4S 2620 m
Cable drum 4S 2620 m
ŞANŢ RANFORSAT PREFABRICAT
PREFABRICATED REINFORCED DITCH
(EA5101E00QCCT00050130
+EA5101E00QCCT00050140)
L = 41M
KM 247+253.80
KM 247+295.05
SPRIJINIRE CU COLOANE DE BETON ARMAT Ø 1080MM
PROPPING WITH REINFORCED CONCRETE COLUMNS Ø 1080
(EA51 01 E 14 PB CT 013 X 001)
L = 336M
PROTECŢIE TALUZ CU GEOREŢEA
SLOPE PROTECTION WITH GEO-NET
KM 247+328.80/+388.80, L = 60M
ŞANŢ DE GARDĂ
GUARD DITCH
KM 247+153.80/+723.80
L = 550M
FO
SE340/5
SE343/8
SE344/5
SE345/8
SE346/5
SE347/8
SE341/8
Podet C3 Km 247+148.55
C3 Culvert
Ax podet ovoidal D=3.20
Km262+273.266
247+100
247+200
247+300
247+400
247+500
DRUM DE PAMANT
Continuare
Continuation
Sectiunea 4S 2620m
Cable drum 4S 2620 m
Archita
ŞANŢ RANFORSAT PREFABRICAT
PREFABRICATED REINFORCED DITCH
(EA5101E00QCCT00050130; EA5101E00QCCT00050140)
L = 171M
SE348/5
SE349/8
SE351/8
SE352/5
SE353/8
SE354/5
SE355/8
KM 247+404.80
Ax podet ovoidal D=1.00

LEGENDA
LEGEND

LEGENDA
LEGEND

CTM	◇	Camereta cu mufa de jonctiune Handhole with junction box
CTM	◇	Camereta cu rezerva Handhole with cable reserve
CT	▢	Camera de tragere cu mufa de jonctiune Manhole with junction box
CT	▢	Camera de tragere cu rezerva Manhole with cable reserve
CTS	☐	Camera de tragere speciala pentru subtraversare Special manhhole for undercrossing
	— FO —	Cablu cu fibre optice subteran Underground optical fiber cable
	— FO —	Teava PVC Φ 110 mm / canal metalic PVC pipe Φ 110 mm / metallic chanel
	— FO —	Cablu cu fibre optice special pentru tunel protejat in duct HDPE Φ 40 mm instalat in canal de beton al tunelului Special OF cable for tunnels proteated in HDPE duct Φ 40 mm installed in concrete channel of tunnel

NOTA / NOTE:

* Dupa instalarea cablurilor canalul de beton va fi umplut cu nisip

* After all cables installing the concrete channel will be filled up with sand

Indice Index	Data Date	Modificare Modification/Revision	Proiectant Designer	Aprobat Consultant Approved Consultant	Aprobat CFR Approved CFR
D					
C					
B					
A					

GUVERNUL ROMANIEI
ROMANIAN GOVERNMENT

PROIECT FINANŢAT DE UNIUNEA EUROPEANĂ
EUROPEAN UNION FINANCED PROJECT

CLIENT / CLIENT

C.N.C.F. "C.F.R." - S.A.

CONSULTANT / CONSULTANT

			Data Date	Semnătură Signature
Aprobat Approved	Şef proiect Project manager	R. Liuzza		
Aprobat Approved	Coordonator Secţiune 1 Section 1 Coordinator	C. Gambelli		
Verificat Checked	Expert Verificator Checking Expert	Pino Amodio		

SUBCONTRACTANT / SUBCONTRACTOR

Aprobat Approved	Responsabil Subcontractant Subcontractor Responsible	A.Stanciu - Dinulescu		
Întocmit Elaborated	Proiectant Designer	Gabriela Trifan	12.2011	Trifan

Reabilitarea liniei de cale ferata Braşov - Simeria, parte componentă a coridorului IV Pan European, pentru circulaţia trenurilor cu viteza maximă de 160 km/h,
Tronsonul : Braşov - Sighişoara
Rehabilitation of the railway line Braşov - Simeria, component Part of the IV Pan-European Corridor, for the trains circulation with maximum speed of 160 km/h,
Section : Braşov - Sighişoara

Proiect/Project
2004/RO/16/P/PA/003

Faza / Phase:
P.Th. / T.D.

Denumire desen / Drawing Title :

Interval - CATA - ARCHITA - Section

CABLU CU FIBRE OPTICE (Cablul 2)
Plan de situatie
FIBER OPTIC CABLE (cable 2)
Layout Plan

Codificare / Codification System	Scara / Scale 1:1000	LOT / LOT	Nr. / No 02 / 05

EA51 01 E 14 L7 SE 05 4 7 002 1