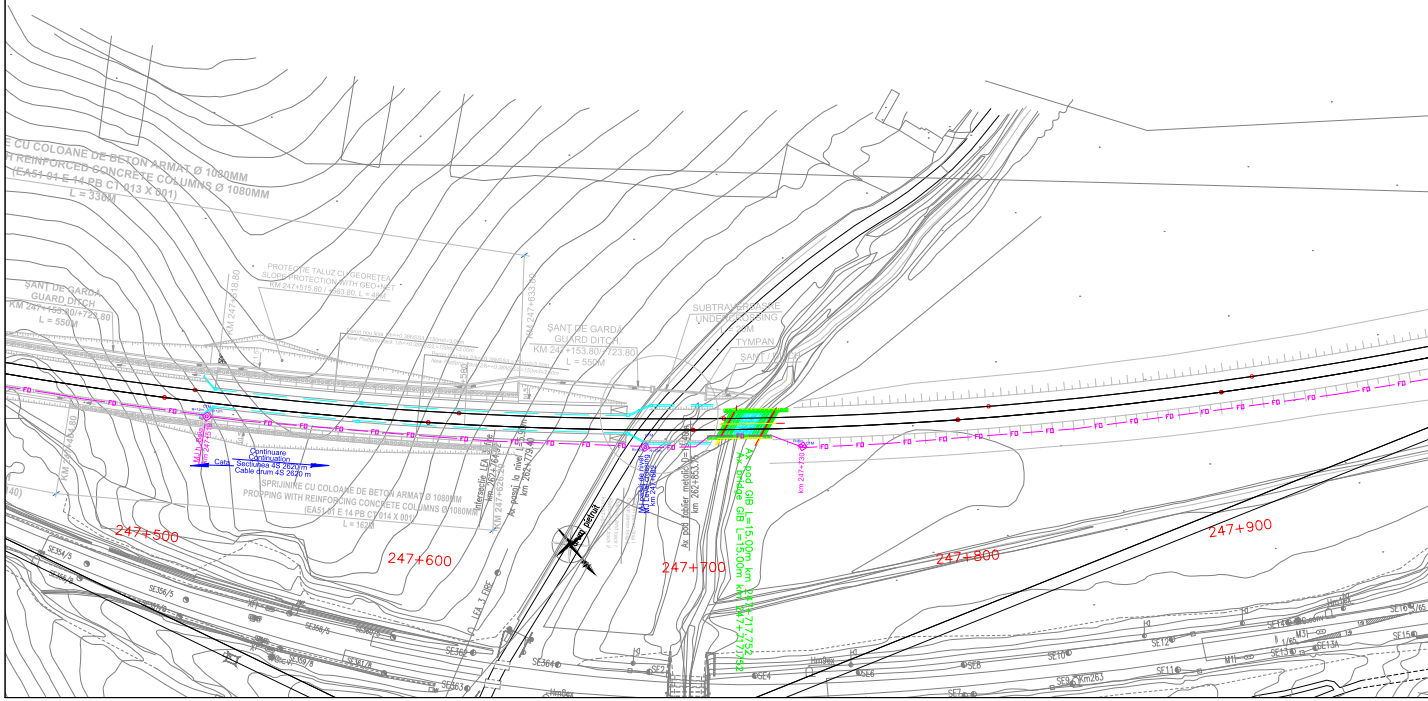
E CU COLOANE DE BETON ARMAT Ø 1080MM
H REINFORCED CONCRETE COLUMNS Ø 1080MM
(EA51 01 E 14 PB CT 013 X 001)
L = 336M
PROTECȚIE TALUZ CU GEOREȚEA
SLOPE PROTECTION WITH GEO+NET
KM 247+515.80 / +563.80, L = 48M
ȘANȚ DE GARDĂ
GUARD DITCH
KM 247+153.80/+723.80
L = 550M
KM 247+518.80
KM 247+633.80
ȘANȚ DE GARDĂ
GUARD DITCH
KM 247+153.80/+723.80
L = 550M
SUBTRAVERSAREA
UNDERCROSSING
L= 20M
TYMPAN
ȘANȚ / DITCH
KM 247+404.80
Continuare
Continuation
Cale
Secțiunea 4S 2620m
Cable drum 4S 2620 m
km 247+519
SPRIJINIRE CU COLOANE DE BETON ARMAT Ø 1080MM
PROPPING WITH REINFORCING CONCRETE COLUMNS Ø 1080MM
(EA51 01 E 14 PB CT 014 X 001)
L = 162M
Intersecție LEA
km 262+764.92
KM 247+626.20
Ax pasaj la nivel L=5.90m
km 262+779.40
Drum pietruit
MJ pasaj de nivel
MJ Level crossing
km 247+682
Ax pod tablier metalic
km 262+853.35
Ax pod GIB L=15.00m km 247+717.752
Ax bridge GIB L=15.00m km 247+717.752
km 247+730
LEA 3 FIRE
247+500
247+600
247+700
247+800
247+900
FO
SE354/5
SE356/5
SE358/5
SE362
SE363
SE364
SE2
SE4
SE6
SE7
SE8
SE10
SE11
SE12
SE13
SE14
SE15
SE16
Km263
M11
Hm9ex

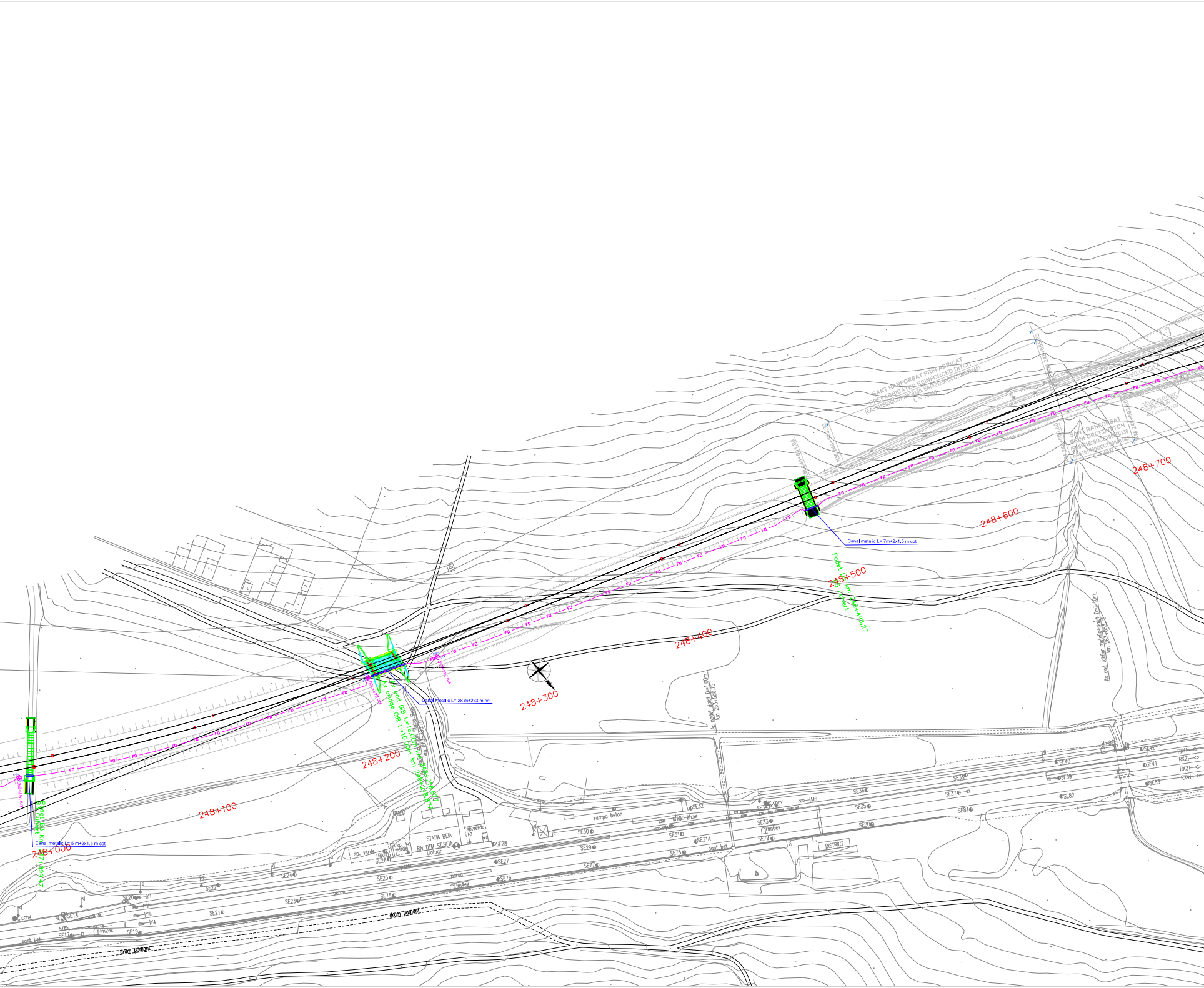
248+000
248+100
248+200
248+300
248+400
248+500
248+600
248+700
Podet B3 Km 247+999.47
B3 Culvert
km 247+990
Canal metalic L= 5 m+2x1.5 m cot
Ax pod GIB L=16.00m km 248+218.877
Ax bridge GIB L=16.00m km 248+218.877
Canal metalic L= 28 m+2x3 m cot
km 248+200
km 248+250
Podet D km 248+496.27
Culvert
Canal metalic L= 7m+2x1.5 m cot
KM 248+501.80
KM 248+523.30
KM 248+655.95
KM 248+653.80
KM 248+693.80
SANT RANFORSAT PREFABRICAT
PREFABRICATED REINFORCED DITCH
(EA5101E00QCCT00050130, EA5101E00QCCT00050140)
L = 133M
SANT RANFORSAT
REINFORCED DITCH
(EA5101E00QCCT00050130
EA5101E00QCCT00050140)
L = 40M
SANT / DITCH
CAMIN VIZITARE
INSPECTION PIT
KM 248+739.80
FO
Ax podet dalat D=1.00m
km 263+580.75
Ax pod tablier metalic+dalat D=7.10m
km 263+853.75
STATIA BEIA
RN DTM ST.BEIA
trotuar
TRAFO
sp. verde
sp.verde
WC
peron
rampa beton
sont bet
drum pamant
DISTRICT
C.conv
Hm2ex
Hm4ex
Hm6ex
Hm8ex
IM6
SE17
SE18
SE19
SE20
SE21
SE22
SE23
SE24
SE25
SE26
SE27
SE28
SE29
SE30
SE31
SE31A
SE32
SE33
SE34
SE35
SE36
SE37
SE38
SE39
SE40
SE41
SE42
SE75
SE76
SE77
SE78
SE79
SE80
SE81
SE82
SE83
IY1
IYII
IYIII
IY4
7/65
5/65
RX1I
RX2I
RX3I
RX4I

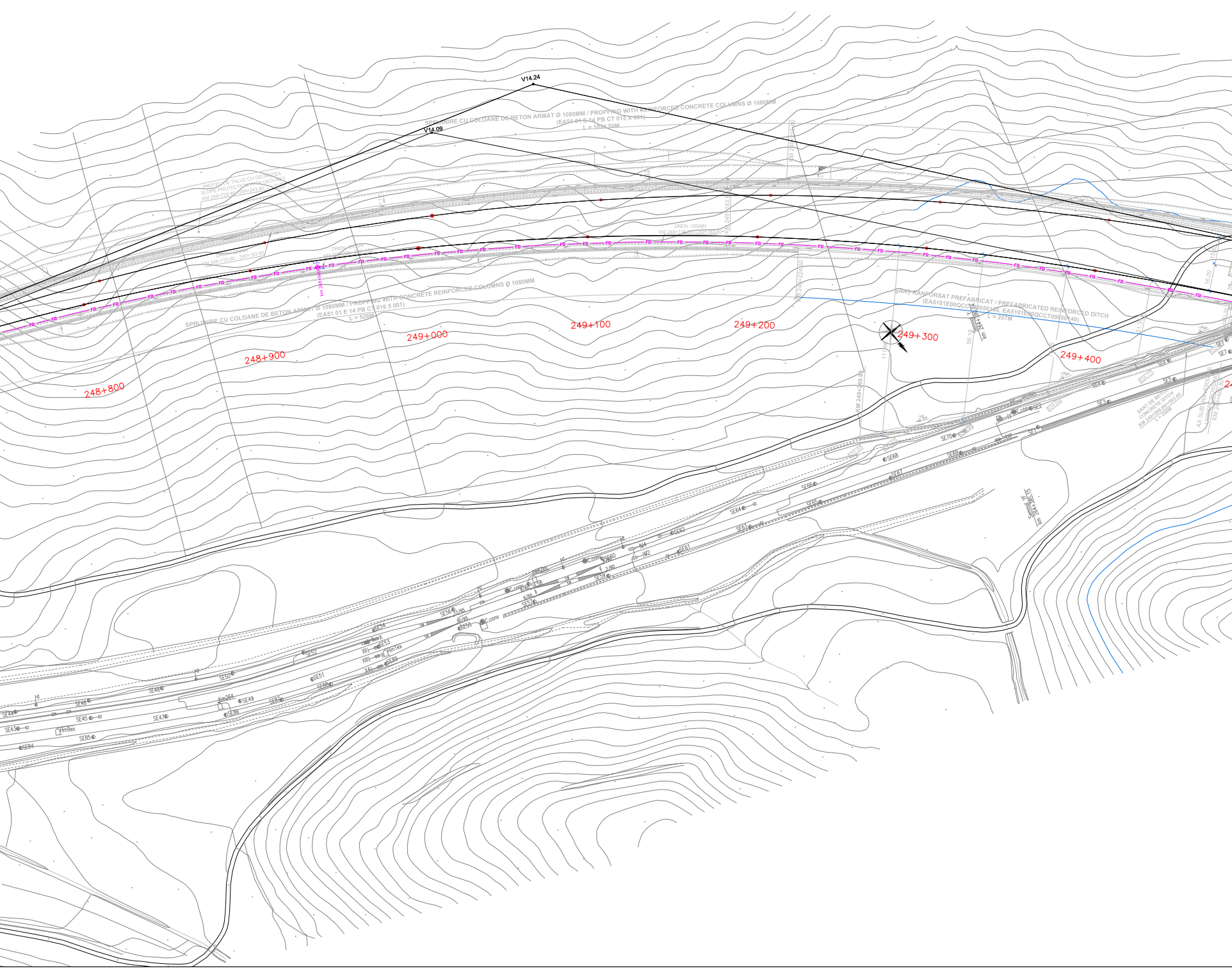
V14.24
V14.09
SPRIJINIRE CU COLOANE DE BETON ARMAT Ø 1080MM / PROPPING WITH REINFORCED CONCRETE COLUMNS Ø 1080MM
(EA51 01 E 14 PB CT 015 X 001)
L = 1024.50M
PROTECTIE TALUZ CU GEORETEA
SLOPE PROTECTION WITH GEO-NET
KM 249+728.80 - 249+243.80, L = 515M
DREN / DRAIN
KM 248+733.80 - 249+183.80
DREN / DRAIN
KM 248+700 - 249+150
km 248+940
SPRIJINIRE CU COLOANE DE BETON ARMAT Ø 1080MM / PROPPING WITH CONCRETE REINFORCED COLUMNS Ø 1080MM
(EA51 01 E 14 PB CT 016 5 001)
L = 528M
SANT RANFORSAT PREFABRICAT / PREFABRICATED REINFORCED DITCH
(EA5101E00QCCT00050130, EA5101E00QCCT00050140)
L = 257M
248+800
248+900
249+000
249+100
249+200
249+300
249+400
FD
98.18
111.96
51.34
Semnal
km 264+397
2‰
534.17
SANT DE BETON
CONCRETE DITCH
KM 249+289.80/+503.80
L = 250M
AX SUBTRAVERSARE
UNDERCROSSING
KM 249+483.80
SE3
SE4
SE5
SE6
SE7
SE43
SE44
SE45
SE46
SE47
SE48
SE49
SE50
SE51
SE52
SE53
SE54
SE55
SE56
SE57
SE58
SE59
SE60
SE61
SE62
SE63
SE64
SE65
SE66
SE67
SE68
SE69
SE70
SE84
SE85
SE86
SE87
SE88
SE89
C.conv
IM2
IM4
Hm9ex
Hm1ex
Km264
XII
XIII
XI
Semnal IF
km 264+363.15

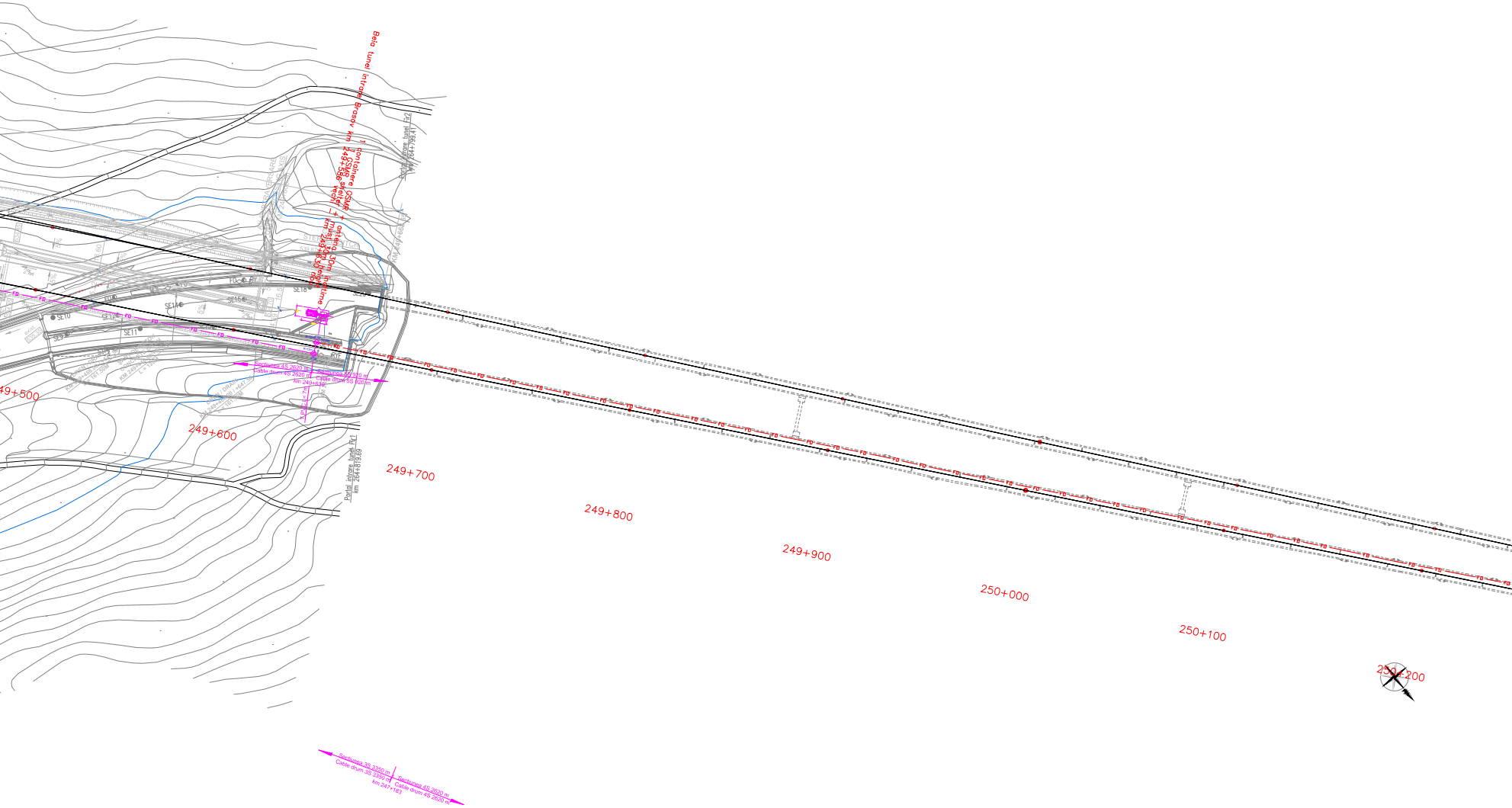
Beia tunel intrare Brasov km 249+586
1 containere GSMR + antena 30m inaltime
1 GSMR shelter + must 30m height
vechi – km 249+630 nou
Portal intrare tunel Fr2
km 264+799.41
Portal intrare tunel Fr1
km 264+819.69
KM 249+668.54
SE18
SE20
SE15
SE14
SE11
SE10
SE17
RYF
FO
Sectiunea 4S 2620 m
Cable drum 4S 2620 m
Sectiunea 5S 920 m
Cable drum 5S 920 m
km 249+630
T PVC L= 7m
DREN / DRAIN
KM 249+486.00 / +647.56
L= 161.56M
249+500
249+600
249+700
249+800
249+900
250+000
250+100
250+200
Sectiunea 3S 3350 m
Cable drum 3S 3350 m
km 247+183
Sectiunea 4S 2620 m
Cable drum 4S 2620 m

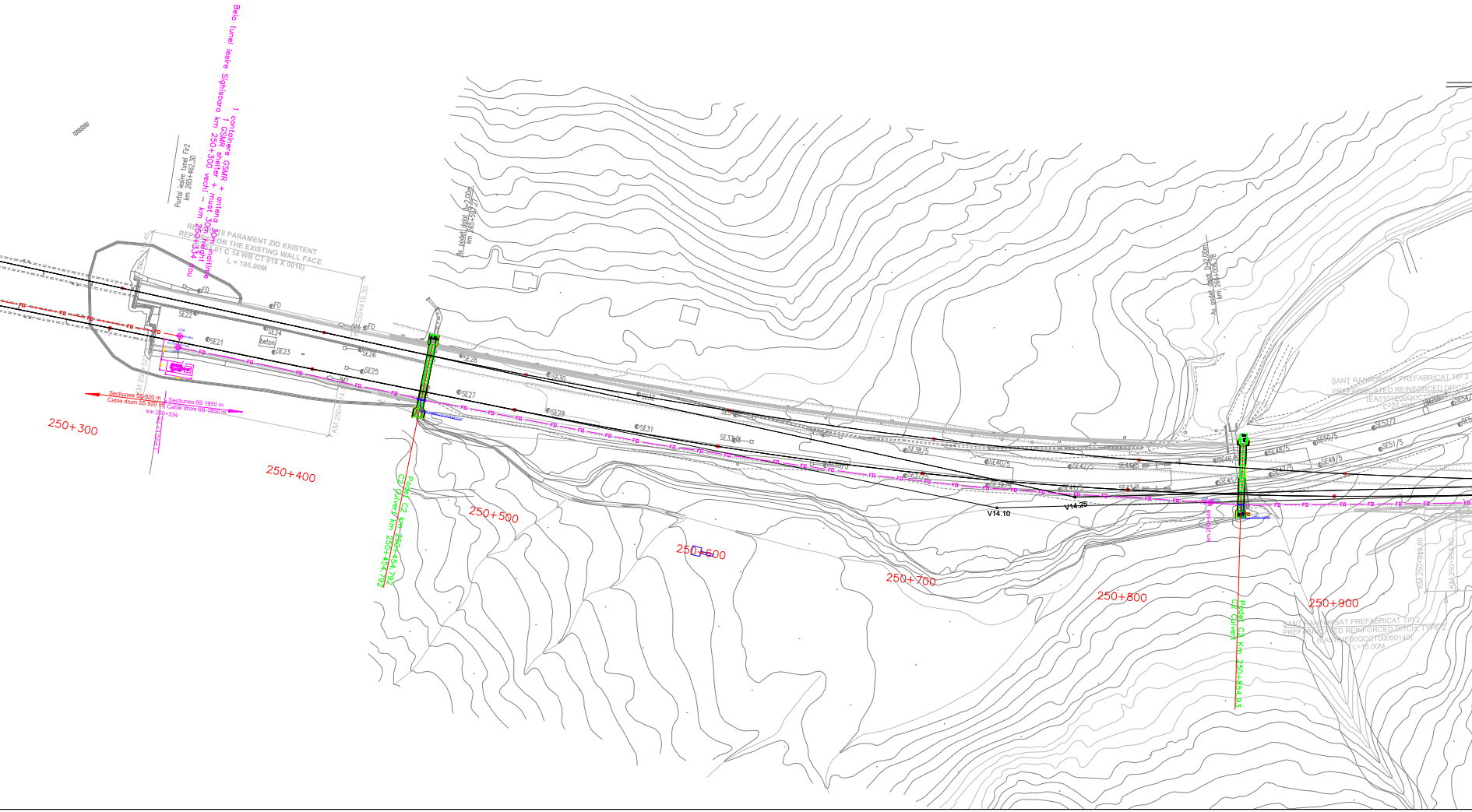
Beia tunel iesire Sighisoara
1 containere GSMR + antena 30m inaltime
1 GSMR shelter + must 30m height
km 250+300 vechi – km 250+334 nou
Portal iesire tunel Fir2
km 265+462.30
REPARATII PARAMENT ZID EXISTENT
REPAIRS FOR THE EXISTING WALL FACE
(EA51.01 C 14 WB CT 019 X 0010)
L = 105.00M
KM 250+415.30
KM 250+322
F0
SE21
SE22
SE23
SE24
SE25
SE26
SE27
SE28
SE29
SE30
SE31
beton
M2
FO
Sectiunea 5S 920 m
Cable drum 5S 920 m
Sectiunea 6S 1850 m
Cable drum 6S 1850 m
km 250+334
TPYC L=7m
250+300
250+400
250+500
250+600
250+700
250+800
250+900
Ax podet dalat D=2.00m
km 265+597.27
Podet C2 km 250+454.792
C2 Culvert km 250+454.792
Ax podet dalat D=2.00m
km 266+005.78
V14.10
V14.25
SE38/5
SE40/5
SE42/5
SE45
SE46/5
SE47/5
SE48/5
SE49/5
SE50/5
SE51/5
SE52/2
km 250+846
Podet C2 Km 250+854.93
C2 Culvert
ŞANŢ RANFORSAT PREFABRICAT TIP 2
PREFABRICATED REINFORCED DITCH
(EA5101E00QCCT00050140)
L=25.00M
ŞANŢ RANFORSAT PREFABRICAT TIP 2
PREFABRICATED REINFORCED DITCH, TYPE 2
(EA5101E00QCCT00050140)
L=15.00M
KM 250+943.80
KM 250+958.80

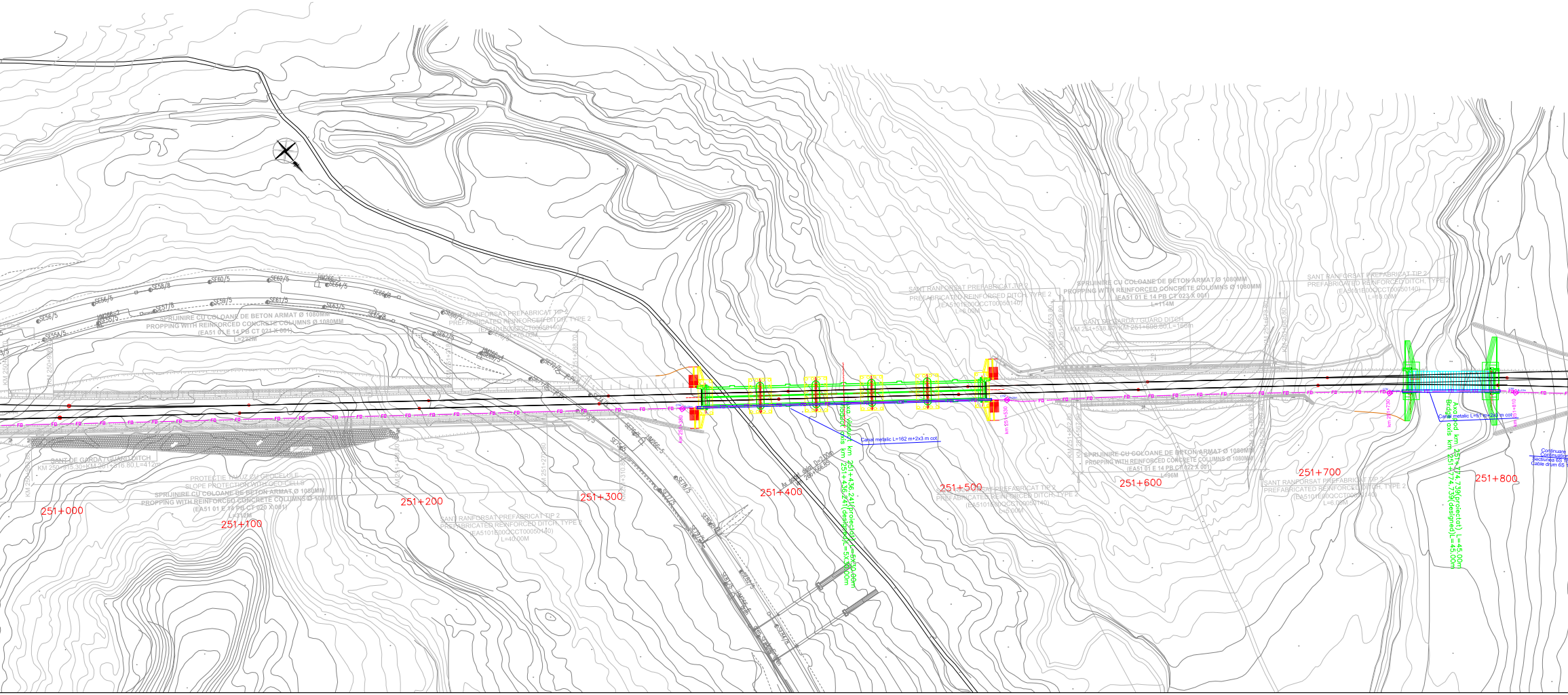
SE56/5
SE58/8
SE60/5
SE62/5
HM266-3
SE64/5
SE66/8
SE56/5
HM266-2
SE55/5
SE57/8
SE59/5
SE61/5
SE63/5
SE65/8
SE55A/5
SE72/5
SPRIJINIRE CU COLOANE DE BETON ARMAT Ø 1080MM
PROPPING WITH REINFORCED CONCRETE COLUMNS Ø 1080MM
(EA51 01 E 14 PB CT 021 X 001)
L=232M
SANT RANFORSAT PREFABRICAT TIP 2
PREFABRICATED REINFORCED DITCH, TYPE 2
(EA5101E00QCCT00050140)
L=70.00M
HM266-4
SANT DE GARDA / GUARD DITCH
KM 250+915.30÷KM 251+316.80,L=412m
PROTECTIE TALUZ CU GEOCELULE
SLOPE PROTECTION WITH GEO-CELLS
SPRIJINIRE CU COLOANE DE BETON ARMAT Ø 1080MM
PROPPING WITH REINFORCED CONCRETE COLUMNS Ø 1080MM
(EA51 01 E 14 PB CT 020 X 001)
L=312M
SANT RANFORSAT PREFABRICAT TIP 2
PREFABRICATED REINFORCED DITCH, TYPE 2
(EA5101E00QCCT00050140)
L=40.00M
251+000
251+100
251+200
251+300
251+400
251+500
251+600
251+700
251+800
KM 251+188.80
KM 251+270.80
KM 251+288.70
FO
Canal metalic L=162 m+2x3 m cot
Ax pod. delat D=2.00m
km 266+566.85
Axa viaduct km 251+436.241(proiectat) L=5X30.00m
Viaduct axis km 251+436.241(designed)L=5X30.00m
SE84/8
km 251+530
SANT RANFORSAT PREFABRICAT TIP 2
PREFABRICATED REINFORCED DITCH, TYPE 2
(EA5101E00QCCT00050140)
L=6.00M
SPRIJINIRE CU COLOANE DE BETON ARMAT Ø 1080MM
PROPPING WITH REINFORCED CONCRETE COLUMNS Ø 1080MM
(EA51 01 E 14 PB CT 023 X 001)
L=114M
SANT DE GARDA / GUARD DITCH
KM 251+538.80÷KM 251+698.80,L=166m
KM 251+553.80
KM 251+559.80
KM 251+673.80
KM 251+683.80
SANT RANFORSAT PREFABRICAT TIP 2
PREFABRICATED REINFORCED DITCH, TYPE 2
(EA5101E00QCCT00050140)
L=10.00M
SANT RANFORSAT PREFABRICAT TIP 2
PREFABRICATED REINFORCED DITCH, TYPE 2
(EA5101E00QCCT00050140)
L=5.00M
KM 251+562.80
KM 251+567.80
KM 251+663.80
SPRIJINIRE CU COLOANE DE BETON ARMAT Ø 1080MM
PROPPING WITH REINFORCED CONCRETE COLUMNS Ø 1080MM
(EA51 01 E 14 PB CT 022 X 001)
L=96M
SANT RANFORSAT PREFABRICAT TIP 2
PREFABRICATED REINFORCED DITCH, TYPE 2
(EA5101E00QCCT00050140)
L=6.00M
km 251+730
Canal metalic L=51 m+2x3 m cot
km 251+810
Axa pod km 251+774.739(proiectat) L=45.00m
Bridge axis km 251+774.739(designed)L=45.00m
Continuare
Continuation
Sectiunea 6S
Cable drum 6S

SANT RANFORS
MONOLITH REINF
(EA5101C14WB
L=60
KM 251+868.84
FO
FO
FO
FO
FO
Sectiun
Cable dr
KM 251+873.47
450 m
850 m
Archita
SANT RANFORS
MONOLITH REINF
(EA5101C14WB
L=55
251+9

LEGENDA
LEGEND

CTM ◈	Cameretă cu mufa de jonctiune Handhole with junction box
CTM ◈	Cameretă cu rezerva Handhole with cable reserve
CT ▢	Camera de tragere cu mufa de jonctiune Manhole with junction box
CT ▢	Camera de tragere cu rezerva Manhole with cable reserve
CTS ☐	Camera de tragere speciala pentru subtraversare Special manhhole for undercrossing
— FO —	Cablu cu fibre optice subteran Underground optical fiber cable
— FO —	Teava PVC Φ 110 mm / canal metalic PVC pipe Φ 110 mm / metallic chanel
— FO —	Cablu cu fibre optice special pentru tunel protejat in duct HDPE Φ 40 mm instalat in canal de beton al tunelului Special OF cable for tunnels proteated in HDPE duct Φ 40 mm installed in concrete channel of tunnel

NOTA / NOTE:

- * Dupa instalarea cablurilor canalul de beton va fi umplut cu nisip
- * After all cables installing the concrete channel will be filled up with sand

D					
C					
B					
A					
Indice Index	Data Date	Modificare Modification/Revision	Proiectant Designer	Aprobat Consultant Approved Consultant	Aprobat CFR Approved CFR

GUVERNUL ROMANIEI
ROMANIAN GOVERNMENT

PROIECT FINANŢAT DE UNIUNEA EUROPEANĂ
EUROPEAN UNION FINANCED PROJECT

CLIENT / CLIENT

C.N.C.F. "C.F.R." - S.A.

ITALFERR
GRUPPO FERROVIE DELLO STATO
Joint Venture leader

Scott Wilson

OBERMEYER
PLANEN + BERATEN GmbH

TECNIC
Consulting Engineers

CONSULTANT / CONSULTANT

			Data Date	Semnătură Signature
Aprobat Approved	Şef proiect Project manager	R. Liuzza		
Aprobat Approved	Coordonator Secţiune 1 Section 1 Coordinator	C. Gambelli		
Verificat Checked	Expert Verificator Checking Expert	Pino Amodio		

SUBCONTRACTANT / SUBCONTRACTOR

AREX COMPANY

Aprobat Approved	Responsabil Subcontractant Subcontractor Responsible	A.Stanciu - Dinulescu		
Întocmit Elaborated	Proiectant Designer	Gabriela Trifan	12.2011	Trifan

Reabilitarea liniei de cale ferata Braşov - Simeria, parte componentă a coridorului IV Pan European, pentru circulaţia trenurilor cu viteza maximă de 160 km/h,
Tronsonul : Braşov - Sighişoara
Rehabilitation of the railway line Braşov - Simeria, component Part of the IV Pan-European Corridor, for the trains circulation with maximum speed of 160 km/h,
Section : Braşov - Sighişoara

Proiect/Project
2004/RO/16/P/PA/003

Faza / Phase:
P.Th. / T.D.

Denumire desen / Drawing Title :

Interval - CATA - ARCHITA - Section

CABLU CU FIBRE OPTICE (Cablul 2)
Plan de situatie
FIBER OPTIC CABLE (cable 2)
Layout Plan

Codificare / Codification System	Scara / Scale 1:1000	LOT / LOT	Nr. / No 03 / 05

E A 5 1 | 0 1 | E | 1 4 | L 7 | S E | 0 5 | 4 | 7 | 0 0 2 | 0