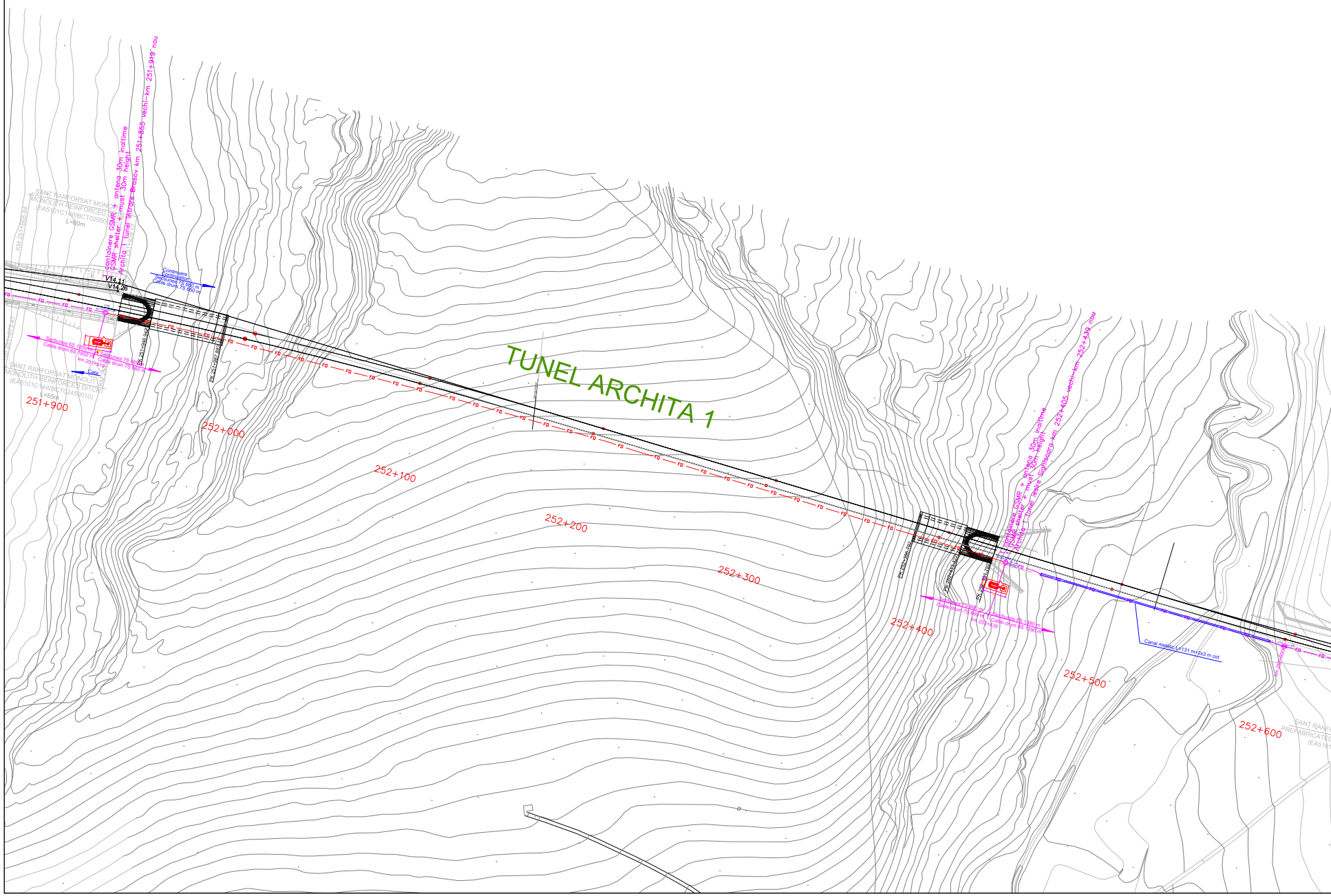
TUNEL ARCHITA 1
containere GSMR + antena 30m inaltime
GSMR shelter + must 30m height
Archita 1 tunel intrare Brasov km 251+855 vechi-km 251+919 nou
SANT RANFORSAT MONOLIT
MONOLITH REINFORCED DITCH
(EA5101C14WBCT02550010)
L=60m
KM 251+868.84
KM 251+928.57
V14.11
V14.26
Continuare
Continuation
Sectiunea 7S 660 m
Cable drum 7S 660 m
Sectiunea 6S 1850 m
Cable drum 6S 1850 m
km 251+919
Sectiunea 7S 660 m
Cable drum 7S 660 m
Cata
SANT RANFORSAT MONOLIT
MONOLITH REINFORCED DITCH
(EA5101C14WBCT02450010)
L=55m
PK 251+946.942
PK 251+987.882
FO
251+900
252+000
252+100
252+200
252+300
252+400
252+500
252+600
containere GSMR + antena 30m inaltime
GSMR shelter + must 30m height
Archita 1 tunel iesire Sighisoara km 252+405 vechi-km 252+439 nou
PK 252+386.792
PK 252+419.422
PK 252+431.792
Sectiunea 7S 660 m
Cable drum 7S 660 m
Sectiunea 8S 1390 m
Cable drum 8S 1390 m
km 252+439
Canal metalic L=131 m+2x3 m cot
km 252+600
SANT RANFO
PREFABRICATED
(EA510

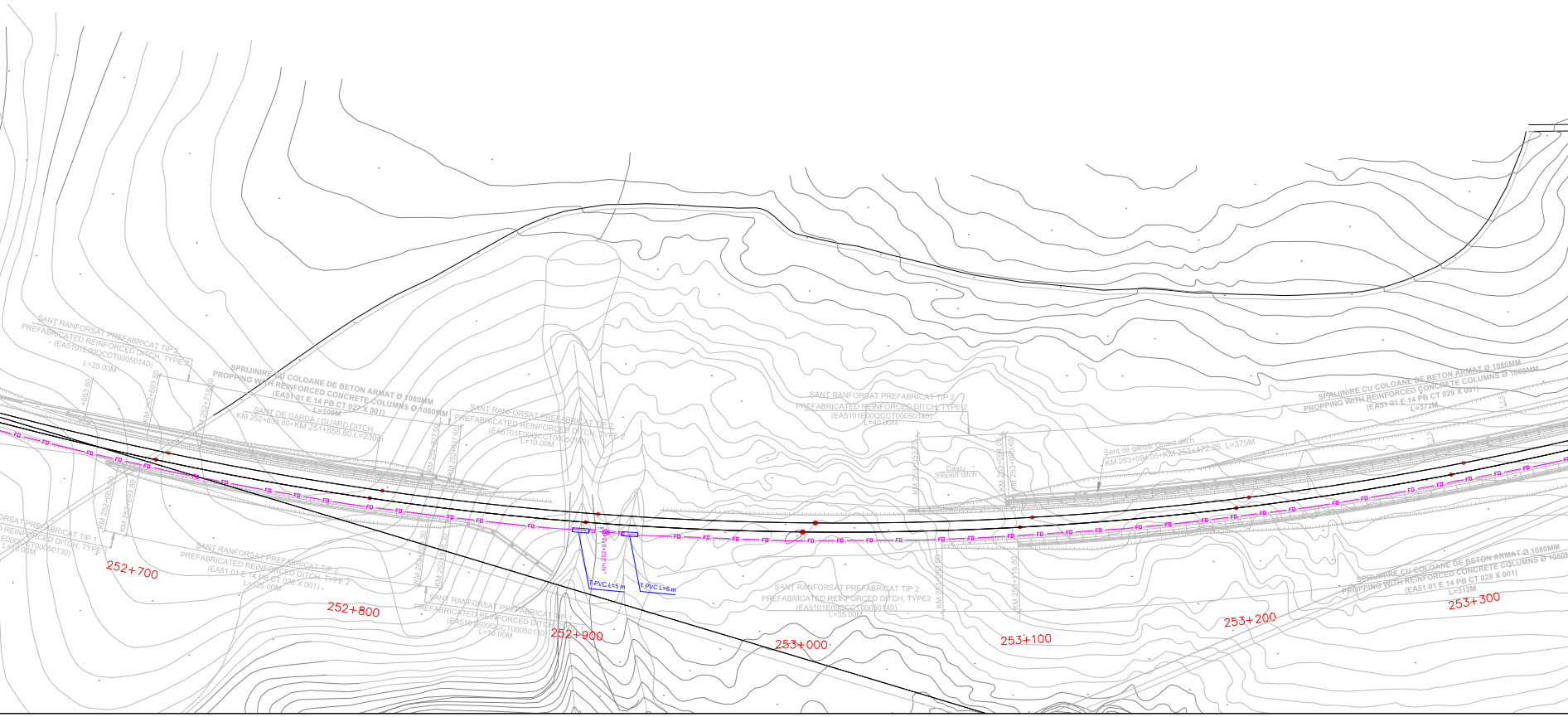
SANT RANFORSAT PREFABRICAT TIP 2
PREFABRICATED REINFORCED DITCH, TYPE 2
(EA5101E00QCCT00050140)
L=25.00M
+663.80
KM 252+693.80
KM 252+718.80
SPRIJINIRE CU COLOANE DE BETON ARMAT Ø 1080MM
PROPPING WITH REINFORCED CONCRETE COLUMNS Ø 1080MM
(EA51 01 E 14 PB CT 027 X 001)
L=108M
SANT DE GARDĂ / GUARD DITCH
KM 252+633.80+KM 251+858.80,L=230m
SANT RANFORSAT PREFABRICAT TIP 2
PREFABRICATED REINFORCED DITCH, TYPE 2
(EA5101E00QCCT00050140)
L=10.00M
KM 252+827.60
KM 252+837.60
KM 252+683.80
KM 252+693.80
RSAT PREFABRICAT TIP 1
REINFORCED DITCH, TYPE 1
E00QCCT00050130)
L=10.00M
SANT RANFORSAT PREFABRICAT TIP 2
PREFABRICATED REINFORCED DITCH, TYPE 2
(EA51 01 E 14 PB CT 026 X 001)
L=135.00M
KM 252+828.30
KM 252+838.30
SANT RANFORSAT PREFABRICAT TIP 1
PREFABRICATED REINFORCED DITCH, TYPE 1
(EA5101E00QCCT00050130)
L=10.00M
252+700
252+800
252+900
253+000
253+100
253+200
253+300
FD
km 252+916
T PVC L=5 m
T PVC L=6 m
SANT RANFORSAT PREFABRICAT TIP 2
PREFABRICATED REINFORCED DITCH, TYPE 2
(EA5101E00QCCT00050140)
L=40.00M
KM 253+053.75
Casiu
Steped ditch
KM 253+094.05
KM 253+095.65
SANT RANFORSAT PREFABRICAT TIP 2
PREFABRICATED REINFORCED DITCH, TYPE2
(EA5101E00QCCT00050140)
L=35.00M
KM 253+083.80
KM 253+118.80
Şanț de gardă/ Guard ditch
KM 253+094.05+KM 253+472.25, L=375M
SPRIJINIRE CU COLOANE DE BETON ARMAT Ø 1080MM
PROPPING WITH REINFORCED CONCRETE COLUMNS Ø 1080MM
(EA51 01 E 14 PB CT 029 X 001)
L=372M
1:1.5
SPRIJINIRE CU COLOANE DE BETON ARMAT Ø 1080MM
PROPPING WITH REINFORCED CONCRETE COLUMNS Ø 1080MM
(EA51 01 E 14 PB CT 028 X 001)
L=312M

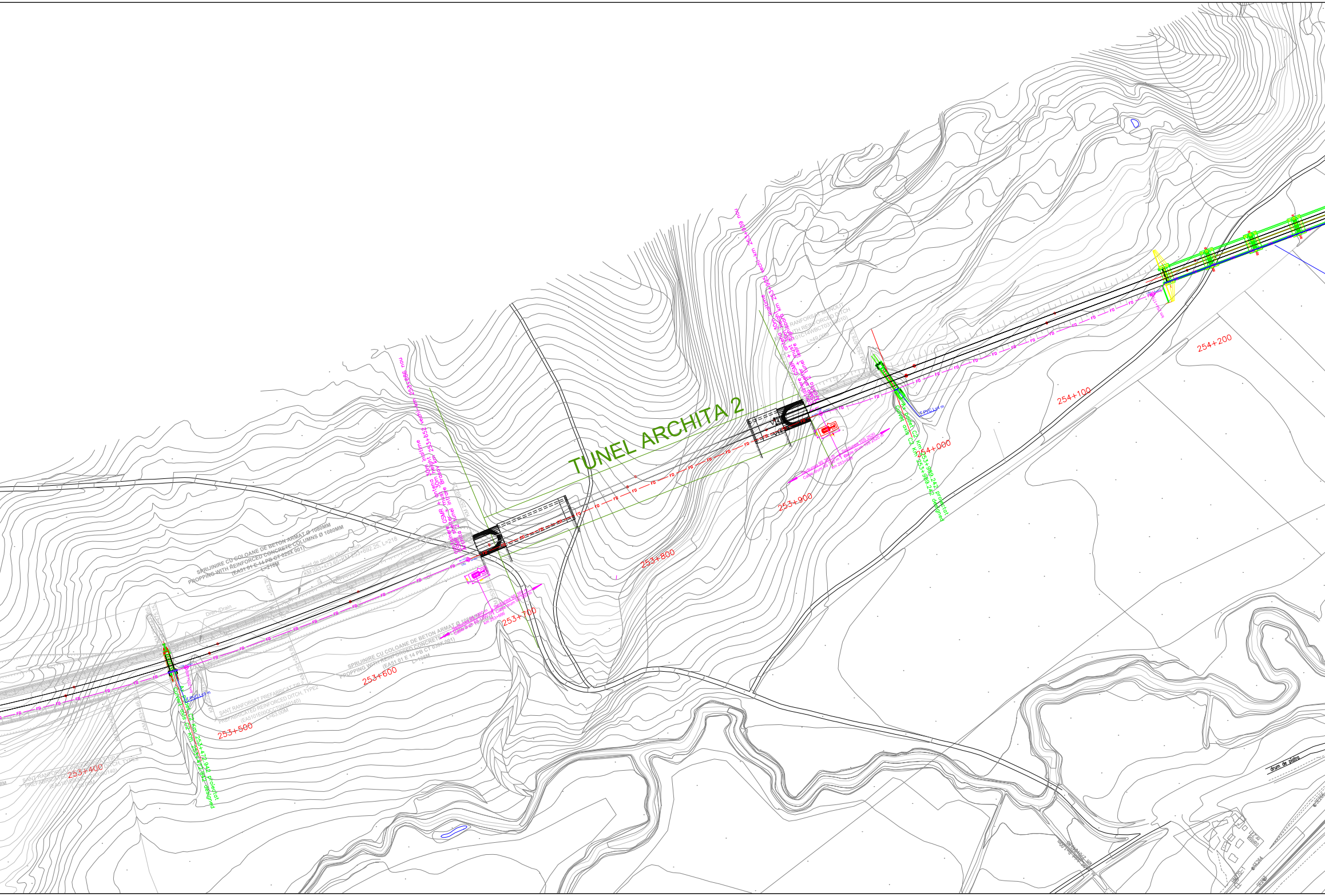
TUNEL ARCHITA 2
SPRIJINIRE CU COLOANE DE BETON ARMAT Ø 1080MM
PROPPING WITH REINFORCED CONCRETE COLUMNS Ø 1080MM
(EA51 01 E 14 PB CT 029X 001)
L=216M
Sant de gardă/ Guard ditch
KM 253+473.65÷KM 253+692.25, L=218
Dren /Drain
SPRIJINIRE CU COLOANE DE BETON ARMAT Ø 1080MM
PROPPING WITH REINFORCED CONCRETE COLUMNS Ø 1080MM
(EA51 01 E 14 PB CT 030X 001)
L=138M
SANT RANFORSAT PREFABRICAT TIP 2
PREFABRICATED REINFORCED DITCH, TYPE2
(EA5101E00QCCT00050140)
L=63.00M
SANT RANFORSAT MONOLIT
MONOLITH REINFORCED DITCH
(EA5101C14WBCT03150010)
L=49.00M
KM 253+553.70
KM 253+553.80
KM 253+692.25
KM 253+978.70
253+686 nou
vechi km 253+652
containere GSMR + antena 30m inaltime
GSMR shelter + must 30m height
Archita 2 tunel intrare Brasov km
253+959 nou
vechi km 253+905
containere GSMR + antena 30m inaltime
GSMR shelter + must 30m height
Archita 2 tunel iesire Sighisoara km
Sectiunea 8S 1390 m
Cable drum 8S 1390 m
Sectiunea 9S 380 m
Cable drum 9S 380 m
Sectiunea 10S 2520
Cable drum 10S 2520 m
km 253+959
T PVC L=5 m
T PVC L=4 m
Ax Podet C2 Km 253+480
Culvert axis C2 Km 253+480
Ax Podet C2 Km 253+989.242 proiectat
Culvert axis C2 Km 253+989.242 designed
FD
CV
253+400
253+500
253+600
253+700
253+800
253+900
254+000
254+100
254+200
drum de piatra
D

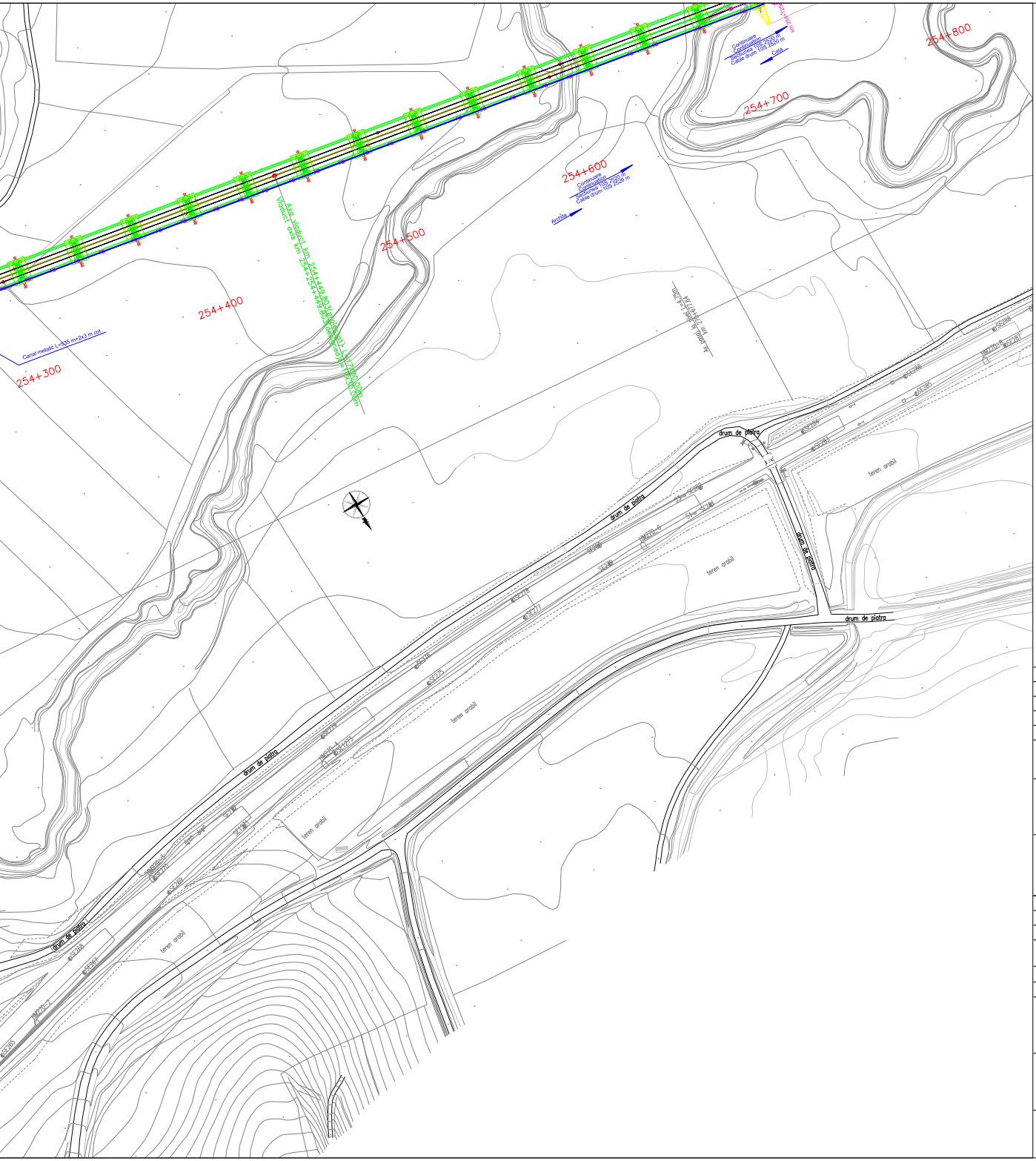
254+300
254+400
254+500
254+600
254+700
254+800
Canal metalic L=335 m+2x3 m cot
Axa viaduct km 254+449.803(proiectat) L=17X30.00m
Viaduct axis km 254+254+449.803(designed) L=17X30.00m
Continuare
Continuation
Sectiunea 10S 2520 m
Cable drum 10S 2520 m
Archita
Cata
drum de piatra
teren arabil

LEGENDA
LEGEND

CTM ◇	Camereta cu mufa de jonctiune Handhole with junction box
CTM ◇	Camereta cu rezerva Handhole with cable reserve
CT □	Camera de tragere cu mufa de jonctiune Manhole with junction box
CT □	Camera de tragere cu rezerva Manhole with cable reserve
CTS □	Camera de tragere speciala pentru subtraversare Special manhhole for undercrossing
— FO —	Cablu cu fibre optice subteran Underground optical fiber cable
— FO —	Teava PVC Φ 110 mm / canal metalic PVC pipe Φ 110 mm / metallic chanel
— FO —	Cablu cu fibre optice special pentru tunel protejat in duct HDPE Φ 40 mm instalat in canal de beton al tunelului Special OF cable for tunnels proteated in HDPE duct Φ 40 mm installed in concrete channel of tunnel

NOTA / NOTE:

* Dupa instalarea cablurilor canalul de beton va fi umplut cu nisip

* After all cables installing the concrete channel will be filled up with sand

D					
C					
B					
A					
Indice Index	Data Date	Modificare Modification/Revision	Proiectant Designer	Aprobat Consultant Approved Consultant	Aprobat CFR Approved CFR

GUVERNUL ROMANIEI
ROMANIAN GOVERNMENT

PROIECT FINANȚAT DE UNIUNEA EUROPEANĂ
EUROPEAN UNION FINANCED PROJECT

CLIENT / CLIENT

C.N.C.F. "C.F.R." - S.A.

CONSULTANT / CONSULTANT

			Data Date	Semnătură Signature
Aprobat Approved	Şef proiect Project manager	R. Liuzza		
Aprobat Approved	Coordonator Secțiune 1 Section 1 Coordinator	C. Gambelli		
Verificat Checked	Expert Verificator Checking Expert	Pino Amodio		

SUBCONTRACTANT / SUBCONTRACTOR

Aprobat Approved	Responsabil Subcontractant Subcontractor Responsible	A.Stanciu - Dinulescu		
Întocmit Elaborated	Proiectant Designer	Gabriela Trifan	11.2011	Trifan

Reabilitarea liniei de cale ferata Braşov - Simeria, parte componentă a coridorului IV Pan European, pentru circulaţia trenurilor cu viteza maximă de 160 km/h,
Tronsonul : Braşov - Sighişoara
Rehabilitation of the railway line Braşov - Simeria, component Part of the IV Pan-European Corridor, for the trains circulation with maximum speed of 160 km/h,
Section : Braşov - Sighişoara

Proiect/Project
2004/RO/16/P/PA/003

Faza / Phase:
P.Th. / T.D.

Denumire desen / Drawing Title :

Interval - CATA - ARCHITA - Section
CABLU CU FIBRE OPTICE (Cablul 2)
Plan de situatie
FIBER OPTIC CABLE (cable 2)
Layout Plan

Codificare / Codification System	Scara / Scale 1:1000	LOT / LOT	Nr. / No 04 / 05

E A 5 1 | 0 1 | E | 1 4 | L 7 | S E | 0 5 | 4 | 7 | 0 0 2 | 0