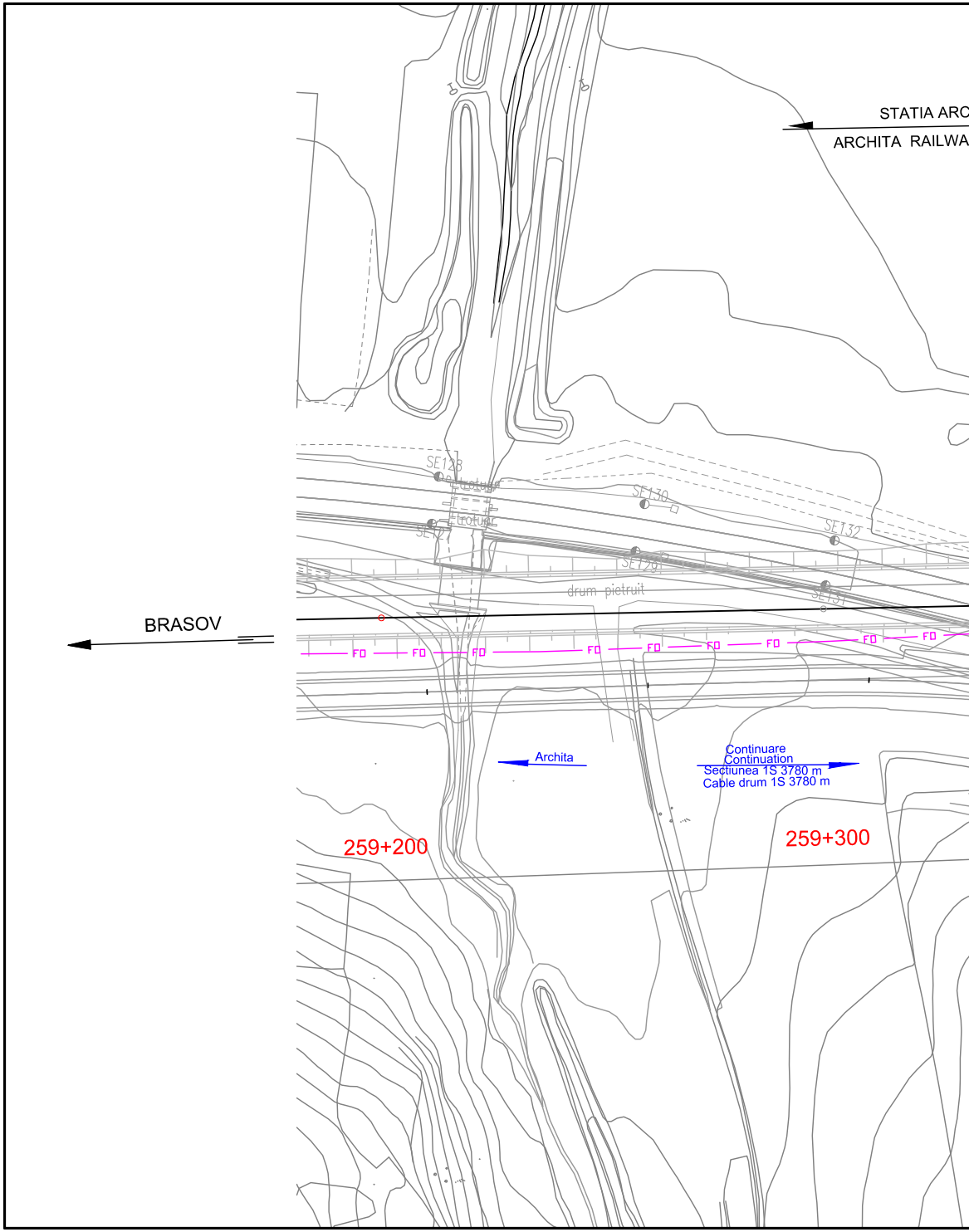
STATIA ARC
ARCHITA RAILWA
BRASOV
SE128
trotuar
SE130
trotuar
SE127
SE132
SE129
drum pietruit
SE131
FO
FO
FO
FO
FO
FO
FO
FO
FO
Archita
Continuare
Continuation
Sectiunea 1S 3780 m
Cable drum 1S 3780 m
259+200
259+300

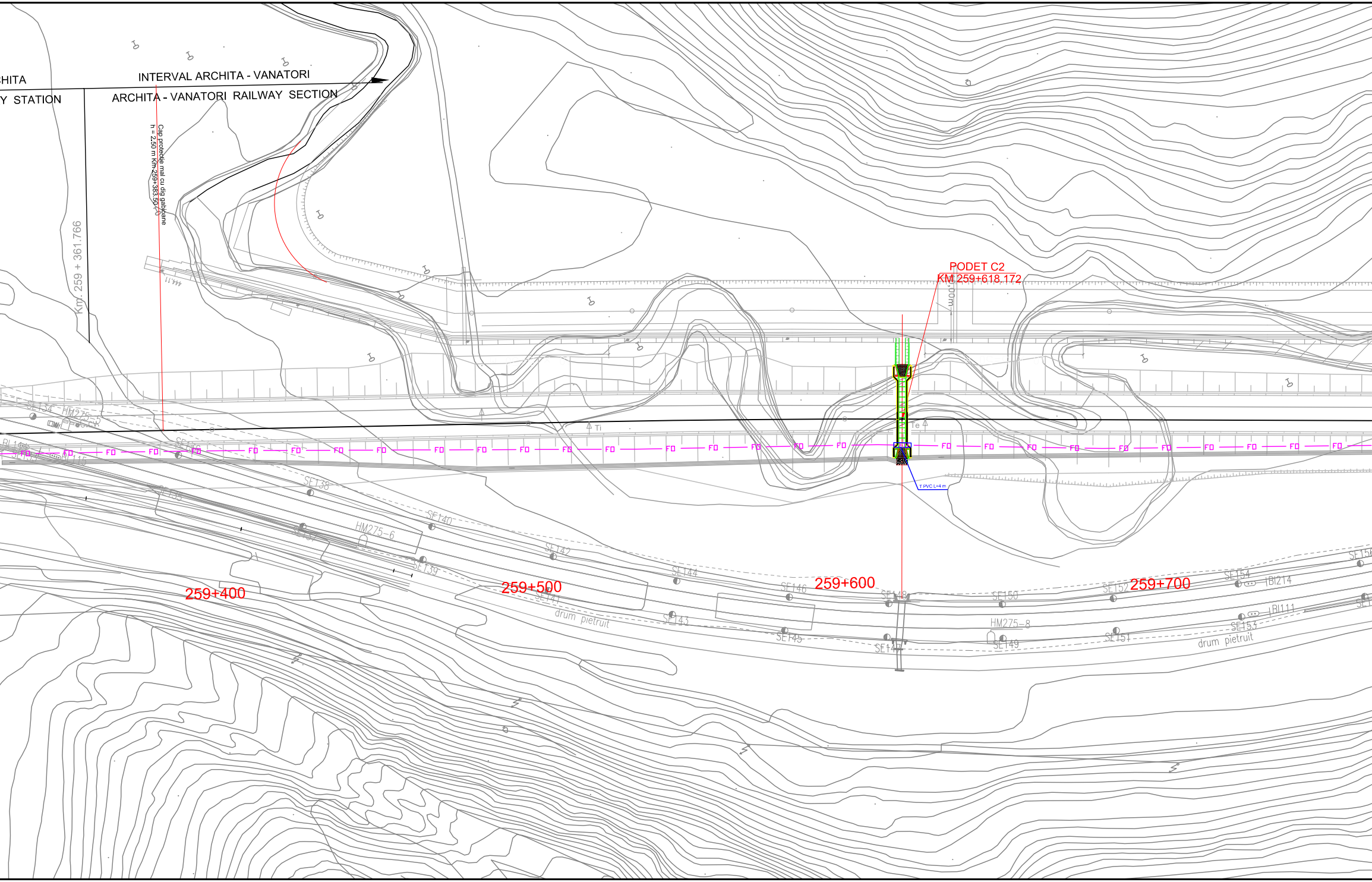
HITA
Y STATION
INTERVAL ARCHITA - VANATORI
ARCHITA - VANATORI RAILWAY SECTION
Cap protectie mal cu dig gabioane
h = 2.50 m Km 259+383.50
Km. 259 + 361.766
PODET C2
KM 259+618.172
T PVC L=4 m
Ti
Te
FO
SE134
SE136
SE138
SE139
SE140
SE141
SE142
SE143
SE144
SE145
SE146
SE147
SE148
SE149
SE150
SE151
SE152
SE153
SE154
HM275-5
HM275-6
HM275-8
IBI214
IBI111
drum pietruit
drum pietruit
259+400
259+500
259+600
259+700

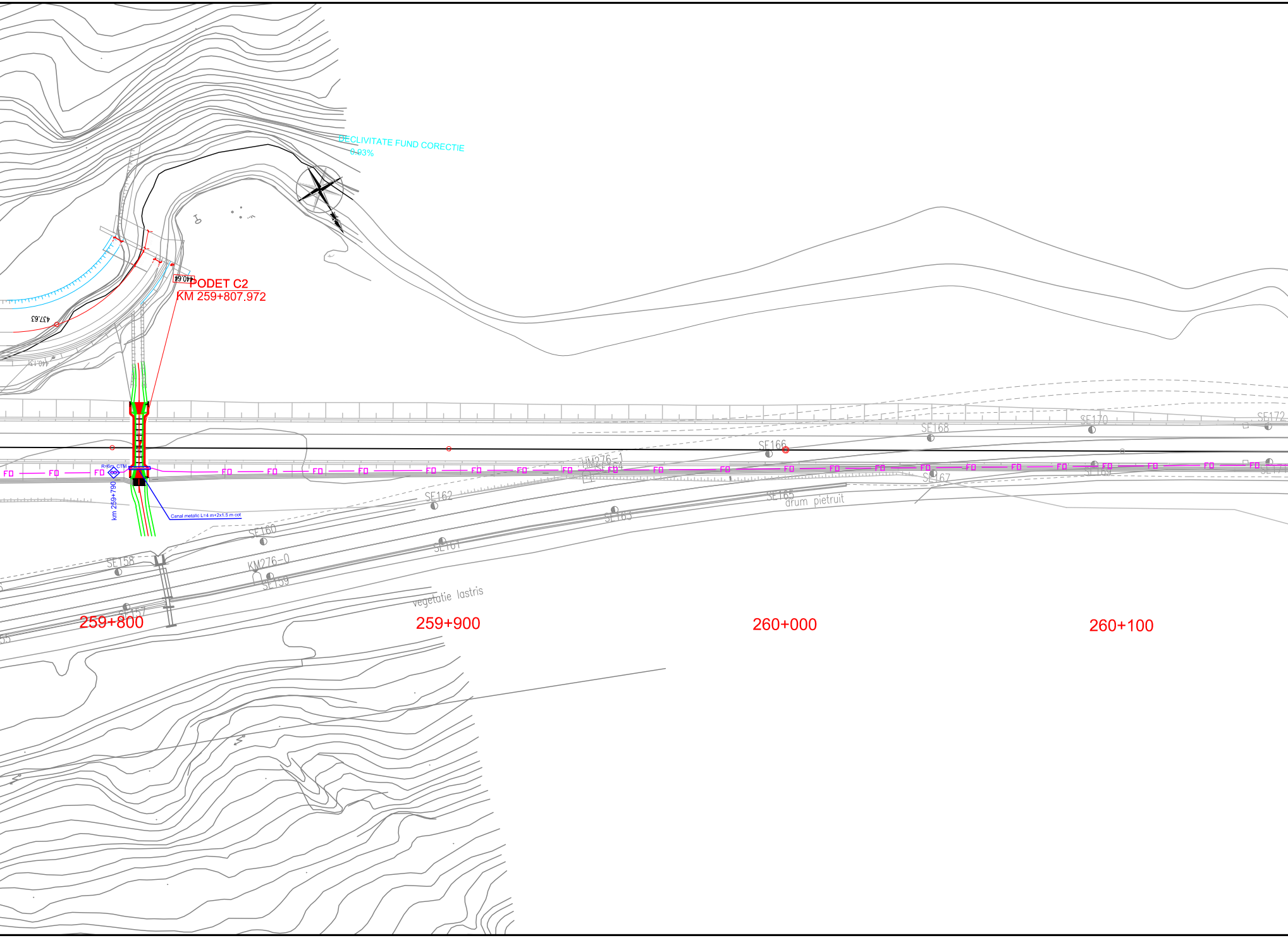
DECLIVITATE FUND CORECTIE
0.93%
PODET C2
KM 259+807.972
440.64
437.63
440.13
R=6m CTM
km 259+790
Canal metalic L=4 m+2x1.5 m cot
FD
KM276-0
KM276-1
SE157
SE158
SE159
SE160
SE161
SE162
SE163
SE165
SE166
SE167
SE168
SE169
SE170
SE172
drum pietruit
vegetatie lastris
259+800
259+900
260+000
260+100

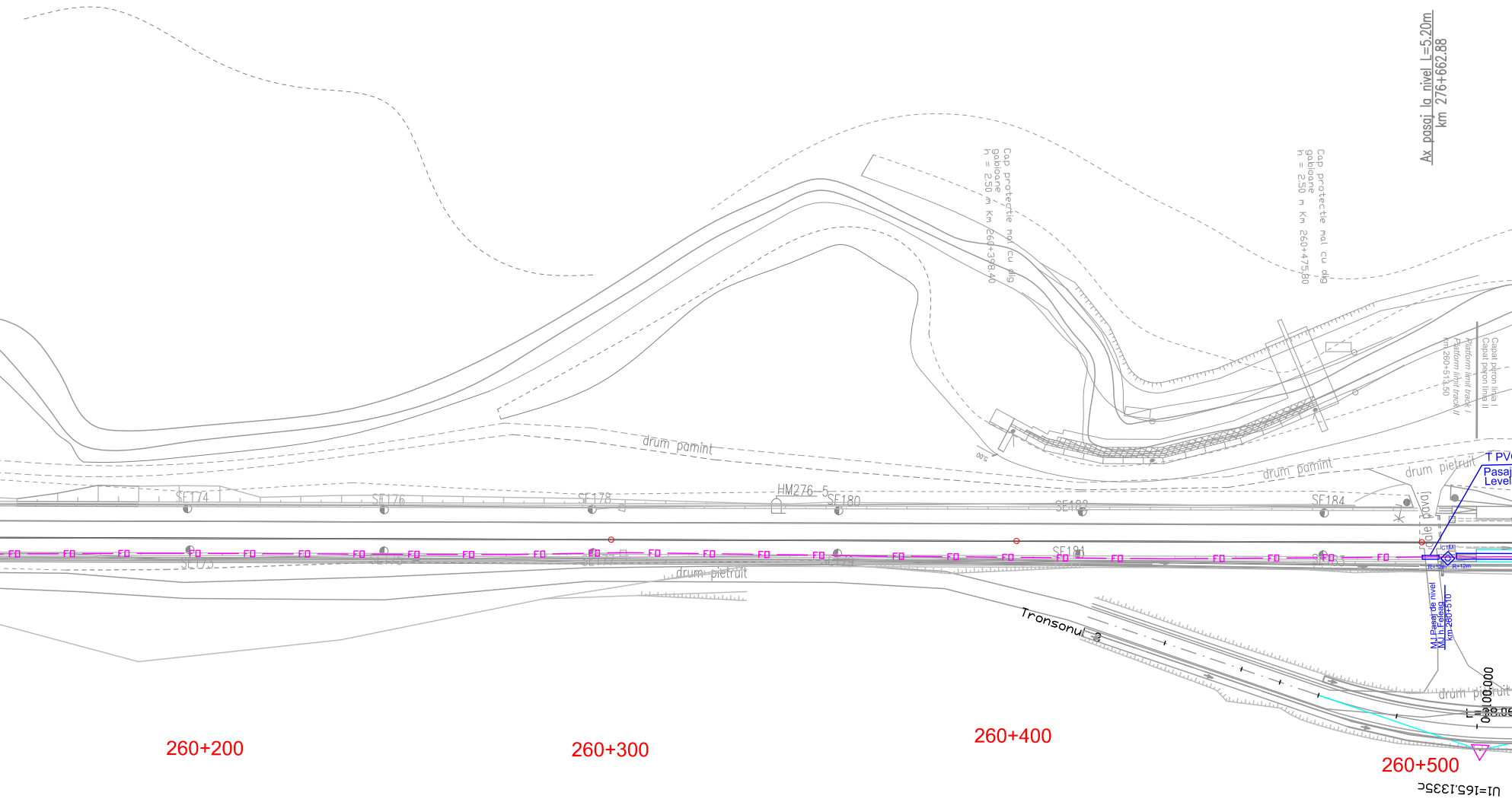
Ax pasaj la nivel L=5.20m
km 276+662.88
Cap protectie mal cu dig gabioane h = 2.50 m Km 260+398.40
Cap protectie mal cu dig gabioane h = 2.50 m Km 260+475.80
Capat peron linia I
Capat peron linia II
Platform limit track I
Platform limit track II
km 260+513.50
drum pamint
drum pamint
drum pietruit
drum pietruit
drum pietruit
dale pavaj
SE174
SE176
SE178
HM276-5
SE180
SE182
SE184
SE173
SE175
SE177
SE179
SE181
SE183
FO
T PV
Pasaj
Level
CTM
R=12m
R=12m
MJ Pasaj de nivel
MJ h.Feleag
km 260+510
Tronsonul 2
0+100.000
L=38.09
260+200
260+300
260+400
260+500
U1=165.1335c

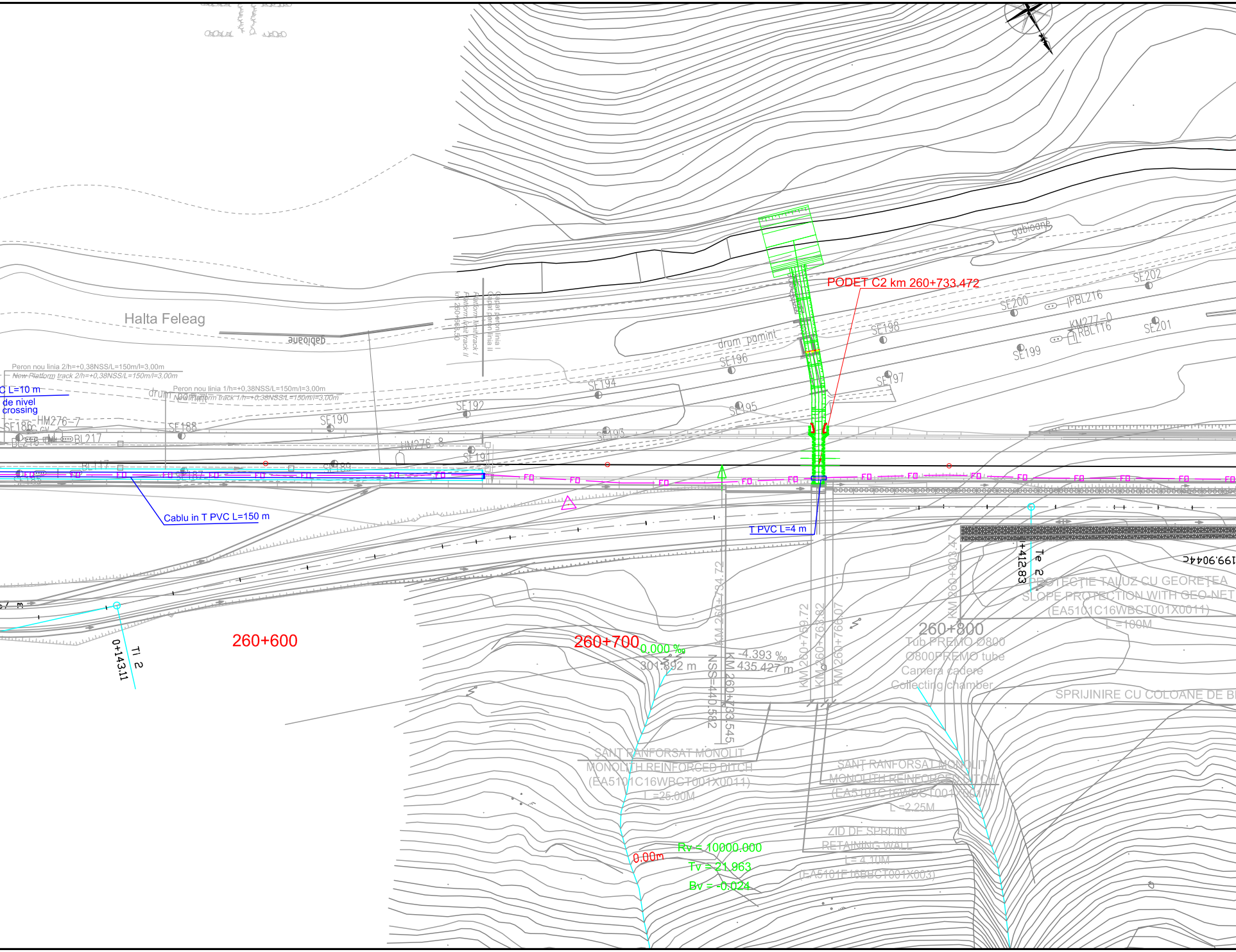
Halta Feleag
gabioane
Peron nou linia 2/h=+0,38NSS/L=150m/l=3,00m
New Platform track 2/h=+0,38NSS/L=150m/l=3,00m
Peron nou linia 1/h=+0,38NSS/L=150m/l=3,00m
New Platform track 1/h=+0,38NSS/L=150m/l=3,00m
Capat peron linia I
Capat peron linia II
Platform limit track I
Platform limit track II
km 260+668.50
C L=10 m
de nivel
crossing
drum pamint
SE186
HM276-7
BL217
SE188
SE190
SE192
HM276-8
SE191
SE189
SE187
BL117
SE194
SE193
SE195
SE196
SE197
SE198
SE199
SE200
SE201
SE202
IPBL216
KM277-0
RBL116
gabioane
PODET C2 km 260+733.472
Cablu in T PVC L=150 m
T PVC L=4 m
FO
260+600
260+700
260+800
0.000 ‰
301.892 m
-4.393 ‰
435.427 m
KM 260+734.72
NSS=440.582
KM 260+733.545
KM 260+759.72
KM 260+763.82
KM 260+766.07
KM 260+808.47
Te 2
+412.83
199.904
Ti 2
0+143.11
PROTECȚIE TALUZ CU GEOREȚEA
SLOPE PROTECTION WITH GEO-NET
(EA5101C16WBCT001X0011)
L =100M
Tub PREMO Ø800
Ø800PREMO tube
Camera cadere
Collecting chamber
SPRIJINIRE CU COLOANE DE B
ȘANȚ RANFORSAT MONOLIT
MONOLITH REINFORCED DITCH
(EA5101C16WBCT001X0011)
L =25.00M
ȘANȚ RANFORSAT MONOLIT
MONOLITH REINFORCED DITCH
(EA5101C16WBCT001X0011)
L =2.25M
ZID DE SPRIJIN
RETAINING WALL
L= 4.10M
(EA5101E16BBCT001X003)
0.00m
Rv = 10000.000
Tv = 21.963
Bv = -0.024

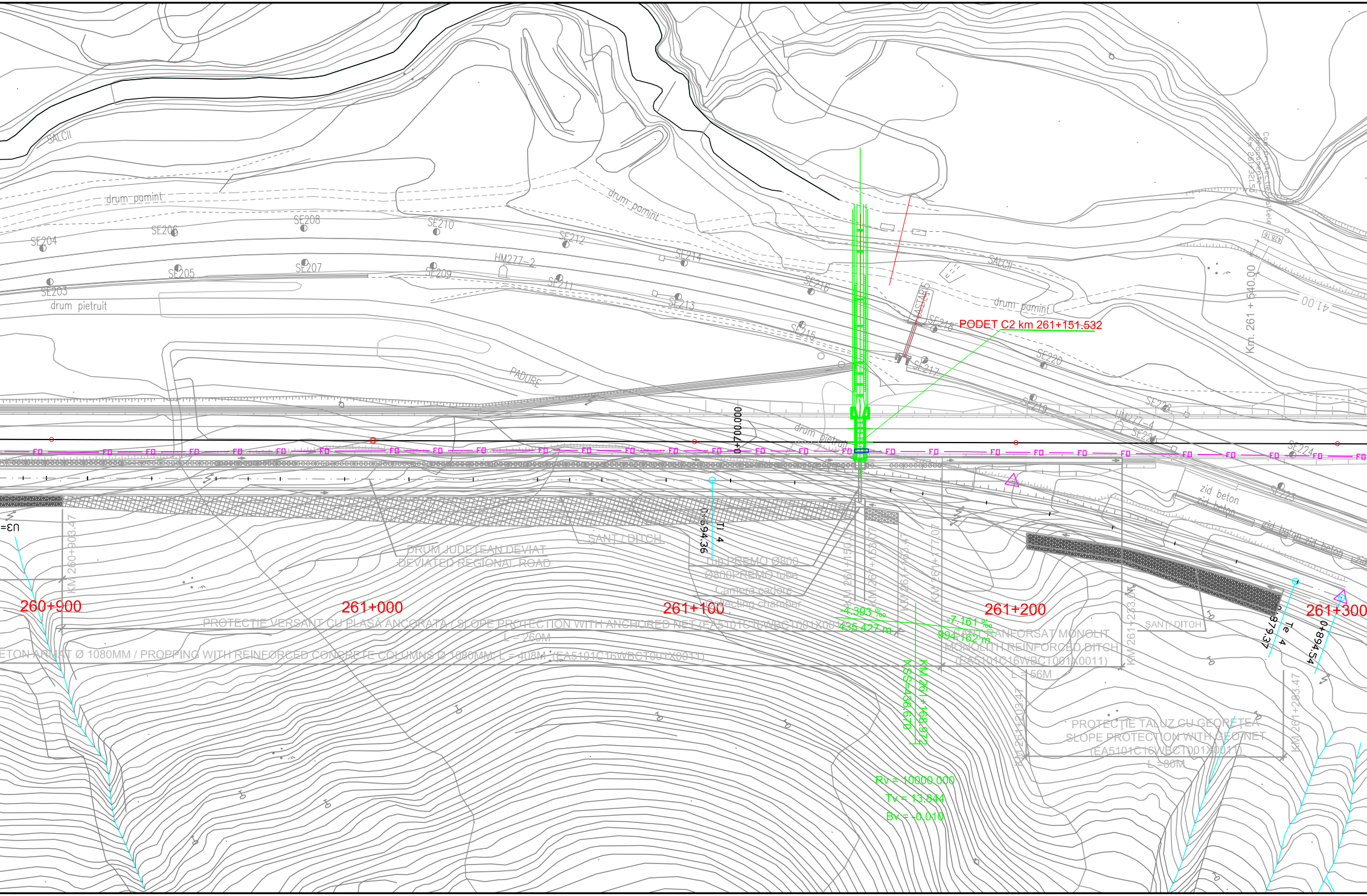
SALCII
drum pamint
SE204
SE206
SE208
SE210
SE203
SE205
SE207
SE209
HM277-2
SE212
SE211
SE214
SE213
drum pietruit
SE216
SE215
PADURE
drum pamint
SALCII
drum pamint
SE218
SE217
PODET C2 km 261+151.532
SE220
SE219
SE222
HM277-4
SE221
SE224
SE223
Cap protectie lucrari de apararea Km 261+321.50
428.16
Km. 261 + 540.00
41.00
0+700.000
drum pietruit
FO
zid beton
zid beton
zid beton zid beton
U3=
KM 260+903.47
260+900
261+000
261+100
261+200
261+300
DRUM JUDEȚEAN DEVIAT
DEVIATED REGIONAL ROAD
ȘANȚ / DITCH
Ti 4
0+694.36
Tub PREMO Ø800
Ø800PREMO tube
Camera cadore
Collecting chamber
KM 261+150.07
KM 261+153.07
KM 261+163.47
KM 261+177.07
-4.393 ‰
435.427 m
-7.161 ‰
994.162 m
PROTECȚIE VERSANT CU PLASĂ ANCORATĂ / SLOPE PROTECTION WITH ANCHORED NET (EA5101C16WBCT001X0011)
L = 260M
ETON ARMAT Ø 1080MM / PROPPING WITH REINFORCED CONCRETE COLUMNS Ø 1080MM; L = 408M (EA5101C16WBCT001X0011)
ȘANȚ RANFORSAT MONOLIT
MONOLITH REINFORCED DITCH
(EA5101C16WBCT001X0011)
L = 56M
KM 261+233.07
ȘANȚ/ DITCH
KM 261+168.972
NSS=438.670
Rv = 10000.000
Tv = 13.844
Bv = -0.010
KM 261+203.47
PROTECȚIE TALUZ CU GEOREȚEA
SLOPE PROTECTION WITH GEO-NET
(EA5101C16WBCT001X0011)
L =80M
KM 261+283.47
0+879.37
Te 4
0+894.54

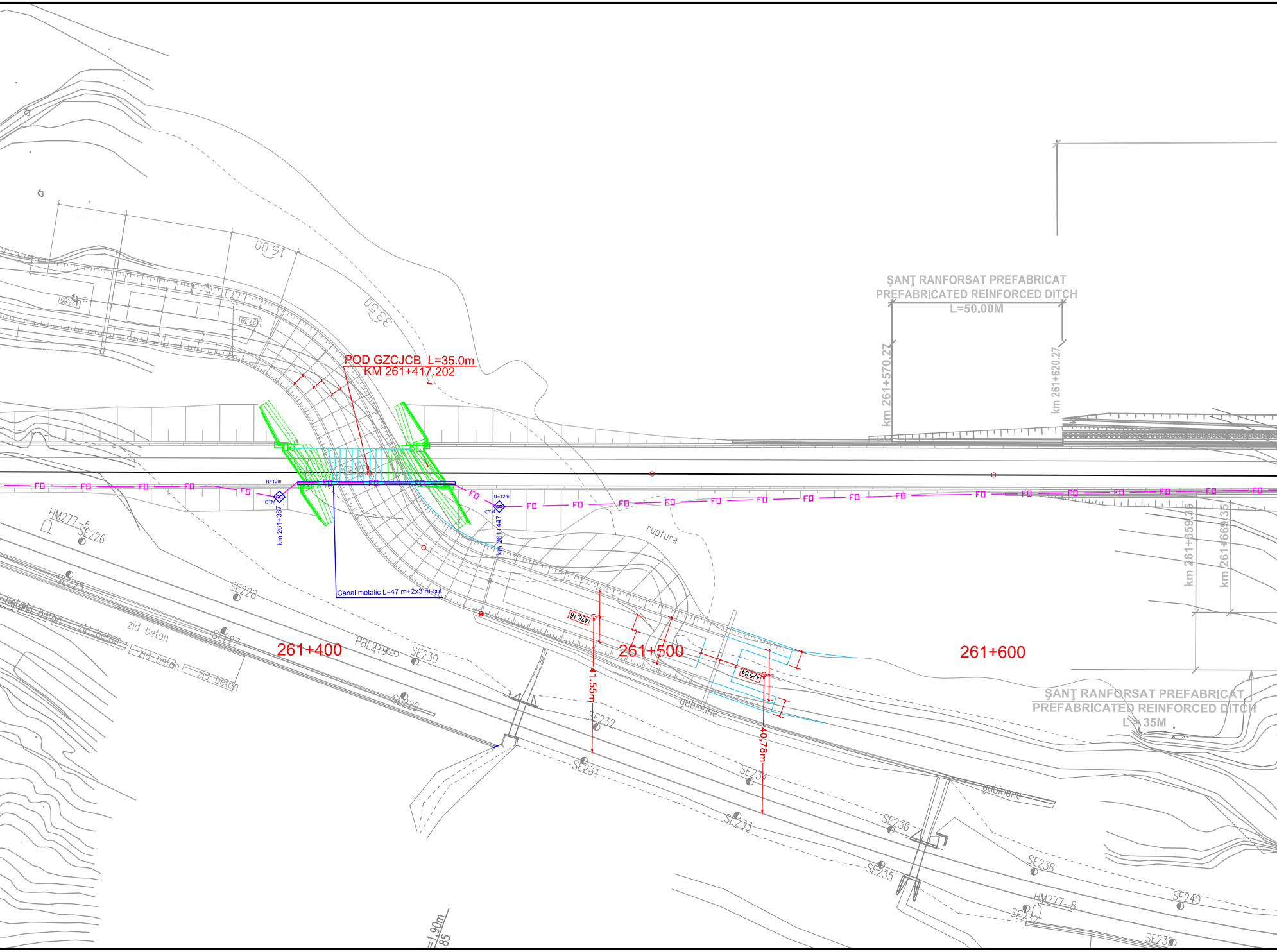
POD GZCJCB L=35.0m
KM 261+417.202
Canal metalic L=47 m+2x3 m cot
R=12m
CTM
km 261+387
km 261+447
FD
16,00
33,50
427.85
427.39
426.16
425.84
41.55m
40,78m
261+400
261+500
261+600
ruptura
gabioane
zid beton
beton beton
HM277-5
HM277-8
PBL419
SE225
SE226
SE227
SE228
SE229
SE230
SE231
SE232
SE233
SE234
SE235
SE236
SE237
SE238
SE239
SE240
ŞANŢ RANFORSAT PREFABRICAT
PREFABRICATED REINFORCED DITCH
L=50.00M
km 261+570.27
km 261+620.27
km 261+659.35
km 261+669.35
ŞANŢ RANFORSAT PREFABRICAT
PREFABRICATED REINFORCED DITCH
L = 35M
=1.90m
.85

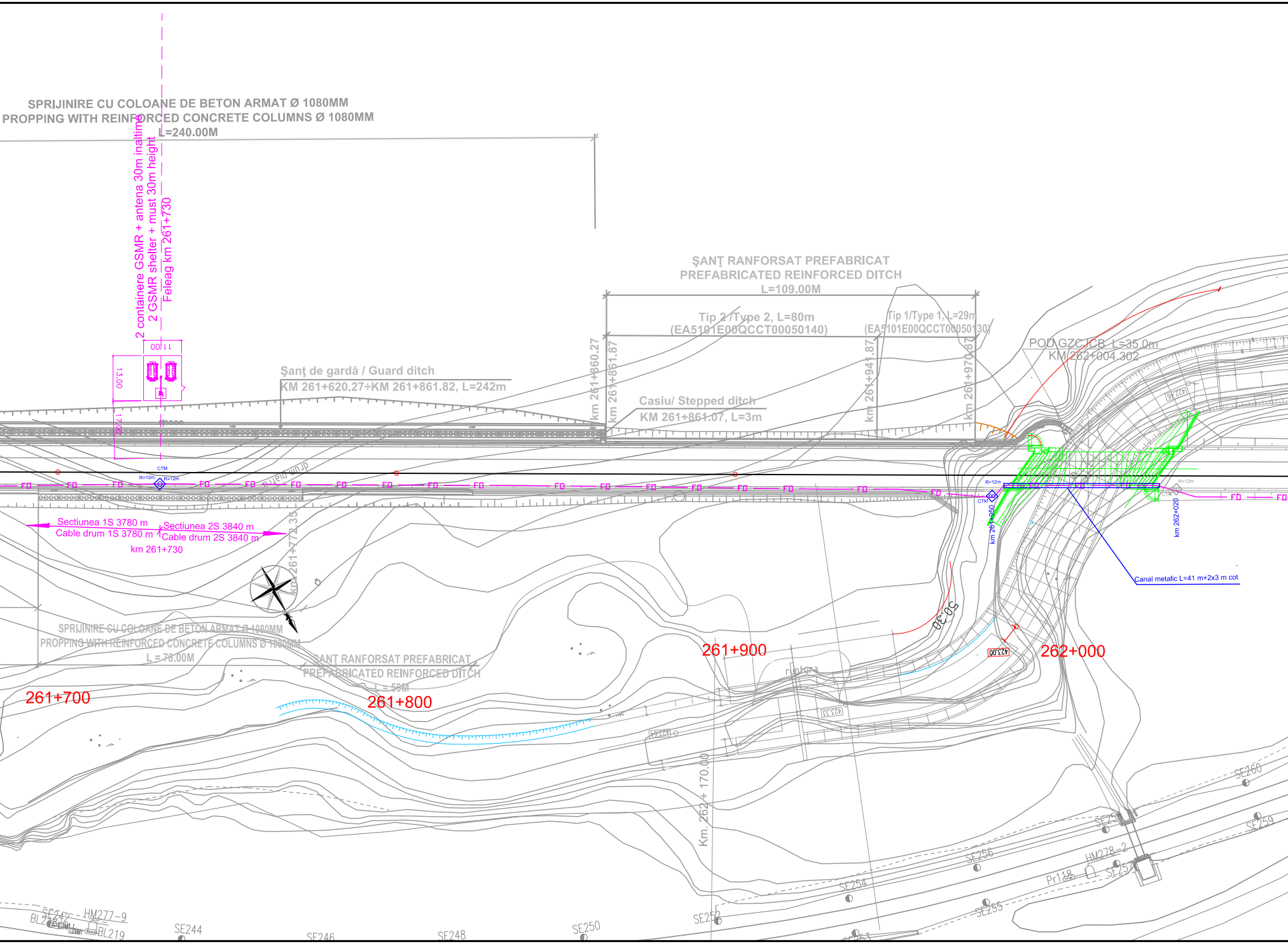
SPRIJINIRE CU COLOANE DE BETON ARMAT Ø 1080MM
PROPPING WITH REINFORCED CONCRETE COLUMNS Ø 1080MM
L=240.00M
2 containere GSMR + antena 30m inaltime
2 GSMR shelter + must 30m height
Feleag km 261+730
11.00
13.00
17.00
CTM
R=12m
Şanţ de gardă / Guard ditch
KM 261+620.27÷KM 261+861.82, L=242m
ŞANŢ RANFORSAT PREFABRICAT
PREFABRICATED REINFORCED DITCH
L=109.00M
Tip 2 /Type 2, L=80m
(EA5101E00QCCT00050140)
Tip 1/Type 1, L=29m
(EA5101E00QCCT00050130)
km 261+860.27
km 261+861.87
km 261+941.87
km 261+970.87
Casiu/ Stepped ditch
KM 261+861.07, L=3m
POD GZCJCB L=35.0m
KM 262+004.302
422.46
FO
drum pietre
Sectiunea 1S 3780 m
Cable drum 1S 3780 m
Sectiunea 2S 3840 m
Cable drum 2S 3840 m
km 261+730
km 261+772.35
km 261+950
km 262+020
Canal metalic L=41 m+2x3 m cot
50.30
SPRIJINIRE CU COLOANE DE BETON ARMAT Ø 1080MM
PROPPING WITH REINFORCED CONCRETE COLUMNS Ø 1080MM
L = 78.00M
ŞANŢ RANFORSAT PREFABRICAT
PREFABRICATED REINFORCED DITCH
L = 50M
261+700
261+800
261+900
262+000
423.00
423.33
ruptura
Km. 262 + 170.00
SE242
HM277-9
BL218
BL219
SE244
SE246
SE248
SE250
SE252
SE253
SE254
SE255
SE256
SE257
SE258
SE259
SE260
HM278-2
Pr118

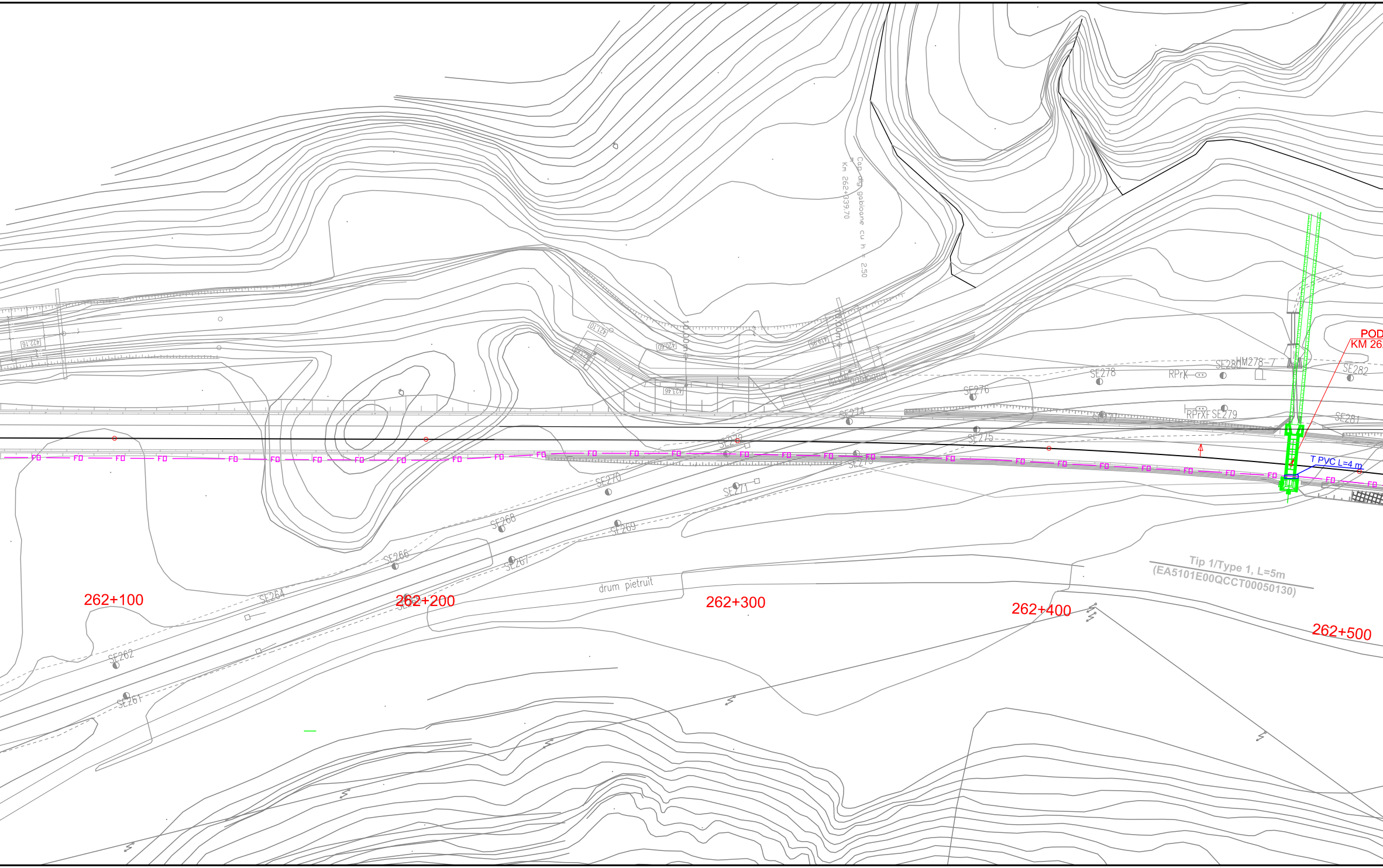
Cap dig gabioane cu h = 2.50
Km 262+339.70
POD
KM 26
422.16
421.10
420.60
423.46
419.95
10.00m
10.00m
HM278-7
RPrX
RPrXF
SE261
SE262
SE264
SE266
SE267
SE268
SE269
SE270
SE271
SE272
SE274
SE275
SE276
SE277
SE278
SE279
SE280
SE281
SE282
FO
T PVC L=4 m
drum pietruit
Tip 1/Type 1, L=5m
(EA5101E00QCCT00050130)
262+100
262+200
262+300
262+400
262+500

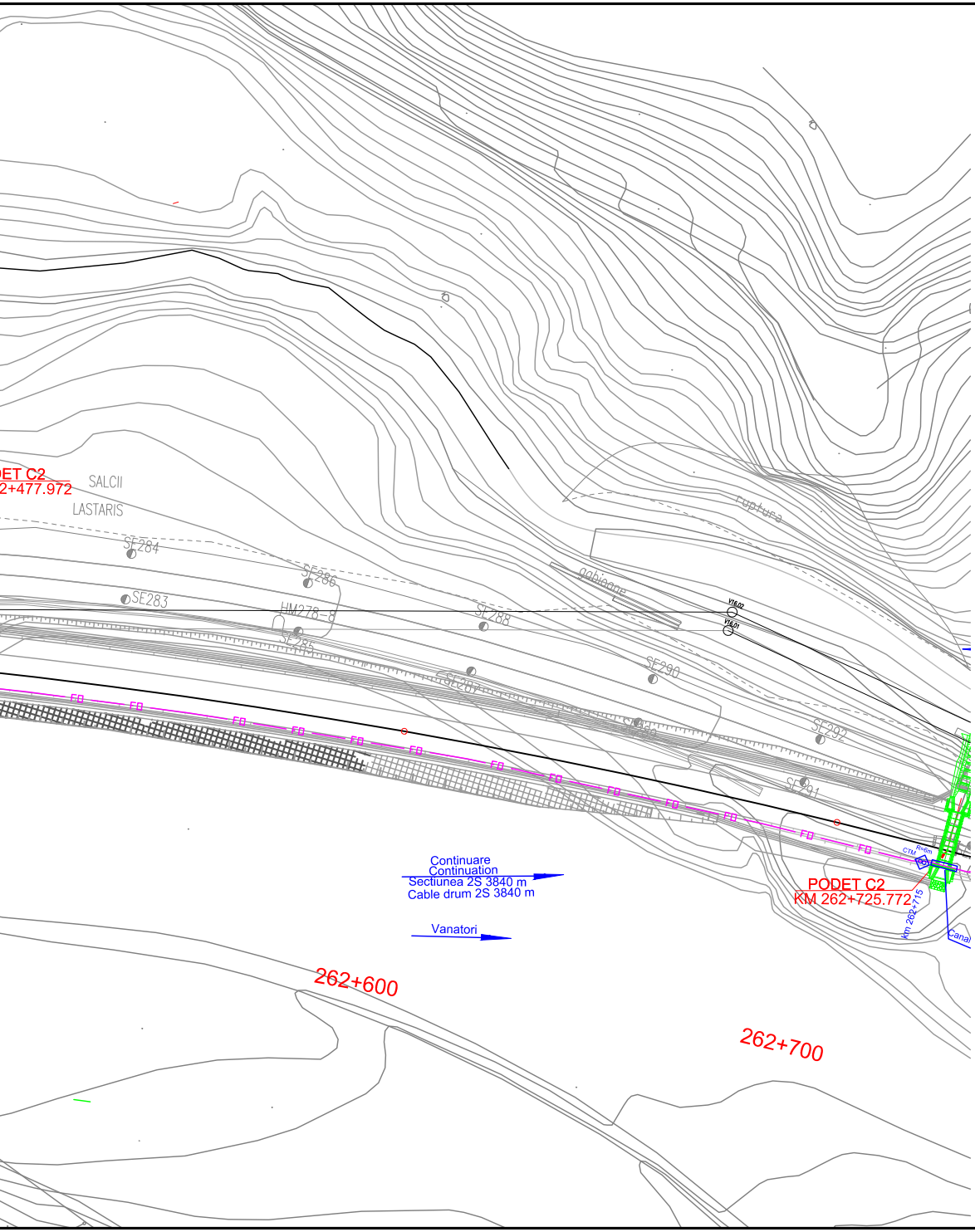
DET C2
2+477.972
SALCII
LASTARIS
SE284
SE283
SE286
HM278-8
SE285
SE288
SE287
SE290
SE292
SE291
gabioane
ruptura
V16.02
V16.01
FO
Continuare
Continuation
Sectiunea 2S 3840 m
Cable drum 2S 3840 m
Vanatori
PODET C2
KM 262+725.772
km 262+715
CTM
Canal
262+600
262+700
SIGHISOARA

LEGENDA
LEGEND

CTM	◈	Camereta cu mufa de jonctiune Handhole with junction box
CTM	◇	Camereta cu rezerva Handhole with cable reserve
CT	▣	Camera de tragere cu mufa de jonctiune Manhole with junction box
CT	▣	Camera de tragere cu rezerva Manhole with cable reserve
CTS	☐	Camera de tragere speciala pentru subtraversare Special manhole for undercrossing
	►○◄	Fixare mediana Median fastening
	►○◇	Fixare terminala Terminal fastening
	— FO —	Cablu cu fibre optice aerian Aerial optical fiber cable
	— FO —	Cablu cu fibre optice subteran Underground optical fiber cable
	—FO—	Teava PVC Φ 110 mm / canal metalic PVC pipe Φ 110 mm / metallic chanel
	— FO —	Cablu cu fibre optice special pentru tunel protejat in duct HDPE Φ 40 mm instalat in canal de beton al tunelului Special OF cable for tunnels proteated in HDPE duct Φ 40 mm installed in concrete channel of tunnel

NOTA / NOTE:

* Dupa instalarea cablurilor canalul de beton va fi umplut cu nisip

* After all cables installing the concrete channel will be filled up with sand

D					
C					
B					
A					
Indice Index	Data Date	Modificare Modification/Revision	Proiectant Designer	Aprobat Consultant Approved Consultant	Aprobat CFR Approved CFR

GUVERNUL ROMANIEI
ROMANIAN GOVERNMENT

PROIECT FINANŢAT DE UNIUNEA EUROPEANĂ
EUROPEAN UNION FINANCED PROJECT

CLIENT / CLIENT

C.N.C.F. "C.F.R." - S.A.

ITALFERR
GRUPPO FERROVIE DELLO STATO
Joint Venture leader

Scott Wilson

OBERMEYER
PLANEN + BERATEN GmbH

TECNIC
Consulting Engineers

CONSULTANT / CONSULTANT

			Data Date	Semnătură Signature
Aprobat Approved	Şef proiect Project manager	R. Liuzza		
Aprobat Approved	Coordonator Secţiune 1 Section 1 Coordinator	C. Gambelli		
Verificat Checked	Expert Verificator Checking Expert	Pino Amodio		

SUBCONTRACTANT / SUBCONTRACTOR

Aprobat Approved	Responsabil Subcontractant Subcontractor Responsible	A.Stanciu - Dinulescu		
Întocmit Elaborated	Proiectant Designer	Gabriela Trifan	12.2011	Trifan

Reabilitarea liniei de cale ferata Braşov - Simeria, parte componentă a coridorului IV Pan European, pentru circulaţia trenurilor cu viteza maximă de 160 km/h,
Tronsonul : Braşov - Sighişoara
Rehabilitation of the railway line Braşov - Simeria, component Part of the IV Pan-European Corridor, for the trains circulation with maximum speed of 160 km/h,
Section : Braşov - Sighişoara

Proiect/Project
2004/RO/16/P/PA/003

Faza / Phase:
P.Th. / T.D.

Denumire desen / Drawing Title :

Interval ARCHITA - VANATORI - Section

CABLU CU FIBRE OPTICE (Cablul 2)
Plan de situatie
FIBER OPTIC CABLE (cable 2)
Layout Plan

Codificare / Codification System	Scara / Scale 1:1000	LOT / LOT	Nr. / No 01 / 07

EA51 01 E 16 L7 SE 06 2 7 002 0