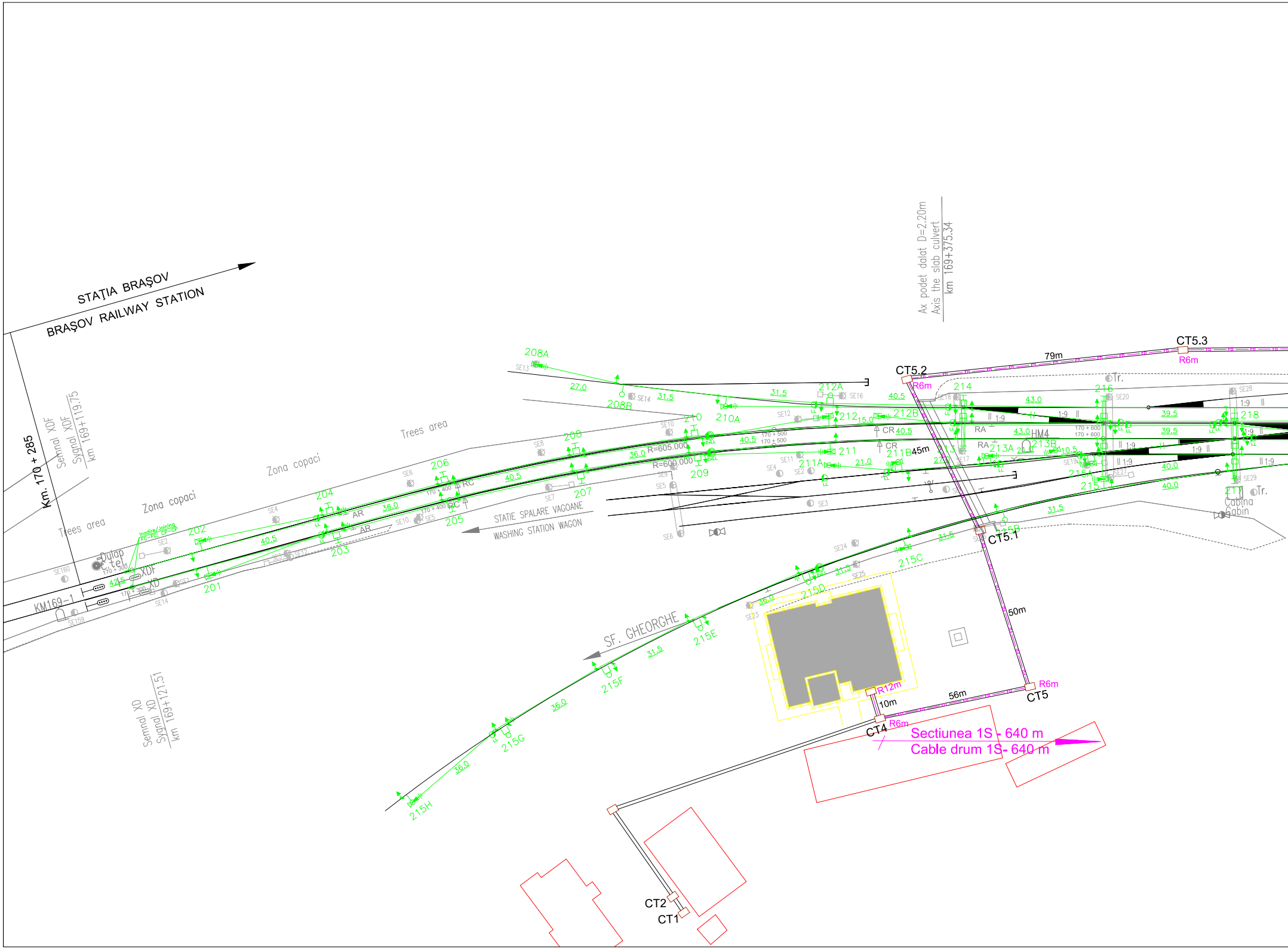
STAȚIA BRAȘOV
BRAȘOV RAILWAY STATION
Km. 170 + 285
Semnal XDF
Sygnal XDF
km 169+119.75
Semnal XD
Sygnal XD
km 169+121.51
Ax podet dalat D=2.20m
Axis the slab culvert
km 169+375.34
Zona copaci
Trees area
STATIE SPALARE VAGOANE
WASHING STATION WAGON
SF. GHEORGHE
KM169-1
Dulap tel
XDF
XD
201
202
203
204
205
206
207
208
208A
208B
209
210
210A
211
211A
211B
212
212A
212B
213A
213B
214
215
215A
215B
215C
215D
215E
215F
215G
215H
216
218
R=605.000
R=600.000
HM4
CR
RA
AR
RC
Tr.
Cabina
Cabin
CT1
CT2
CT4
CT5
CT5.1
CT5.2
CT5.3
R6m
R12m
10m
45m
50m
56m
79m
Sectiunea 1S - 640 m
Cable drum 1S- 640 m

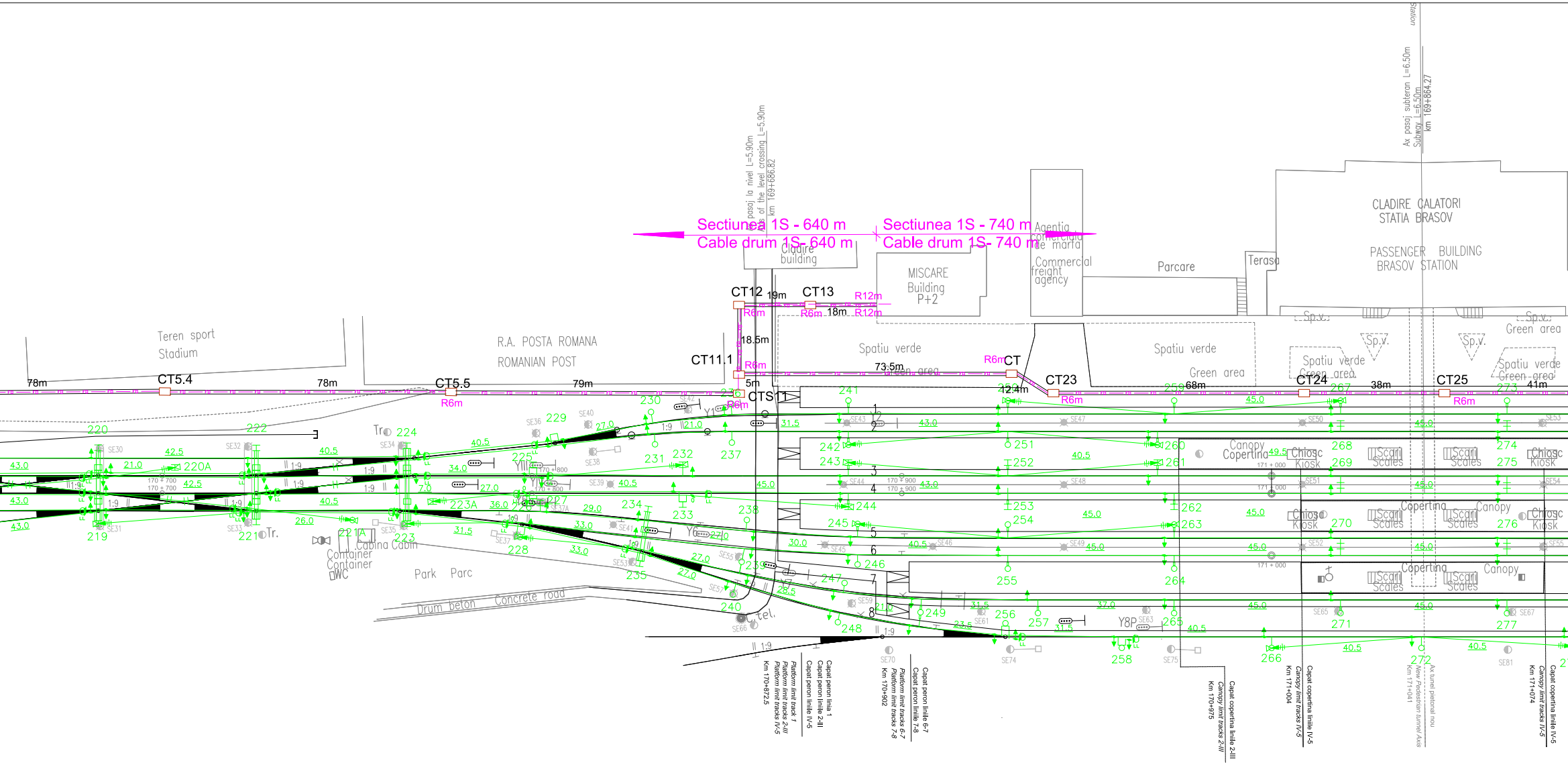
Sectiunea 1S - 640 m
Cable drum 1S- 640 m
Sectiunea 1S - 740 m
Cable drum 1S- 740 m
Teren sport
Stadium
R.A. POSTA ROMANA
ROMANIAN POST
Cladire building
MISCARE Building P+2
Agentia comerciala de marfa
Commercial freight agency
Parcare
Terasa
CLADIRE CALATORI STATIA BRASOV
PASSENGER BUILDING BRASOV STATION
Spatiu verde
Green area
Sp.v.
CT5.4
CT5.5
CT11.1
CT12
CT13
CT
CT23
CT24
CT25
CTS11
78m
79m
19m
18m
18.5m
73.5m
5m
12.4m
68m
38m
41m
R6m
R12m
Canopy
Copertina
Chiosc
Kiosk
Scari
Scales
Tr.
Container
Cabina Cabin
WC
Park Parc
Drum beton
Concrete road
C.tel.
Ax pasaj la nivel L=5,90m
Axis of the level crossing L=5,90m
km 169+686.82
Ax pasaj subteran L=6.50m
Subway L=6.50m
km 169+864.27
Station
Capat peron linia 1
Capat peron liniile 2-III
Capat peron liniile IV-5
Platform limit track 1
Platform limit tracks 2-III
Platform limit tracks IV-5
Km 170+872.5
Capat peron liniile 6-7
Capat peron liniile 7-8
Platform limit tracks 6-7
Platform limit tracks 7-8
Km 170+902
Capat copertina liniile 2-III
Canopy limit tracks 2-III
Km 170+975
Capat copertina liniile IV-5
Canopy limit tracks IV-5
Km 171+004
Ax tunel pietonal nou
New Pedestrian tunnel Axis
Km 171+041
Km 171+074
1
2
3
4
5
6
7
8
1:9
219
220
220A
221
221A
222
223
223A
224
225
226
227
228
229
230
231
232
233
234
235
237
238
239
240
241
242
243
244
245
246
247
248
249
251
252
253
254
255
256
257
258
259
260
261
262
263
264
265
266
267
268
269
270
271
272
273
274
275
276
277
Y1
Y6
Y8P
YIII
YIV
43.0
42.5
40.5
21.0
26.0
34.0
27.0
36.0
29.0
33.0
31.5
30.0
45.0
49.5
37.0
23.5
28.5
170 + 700
170 + 800
170 + 900
171 + 000

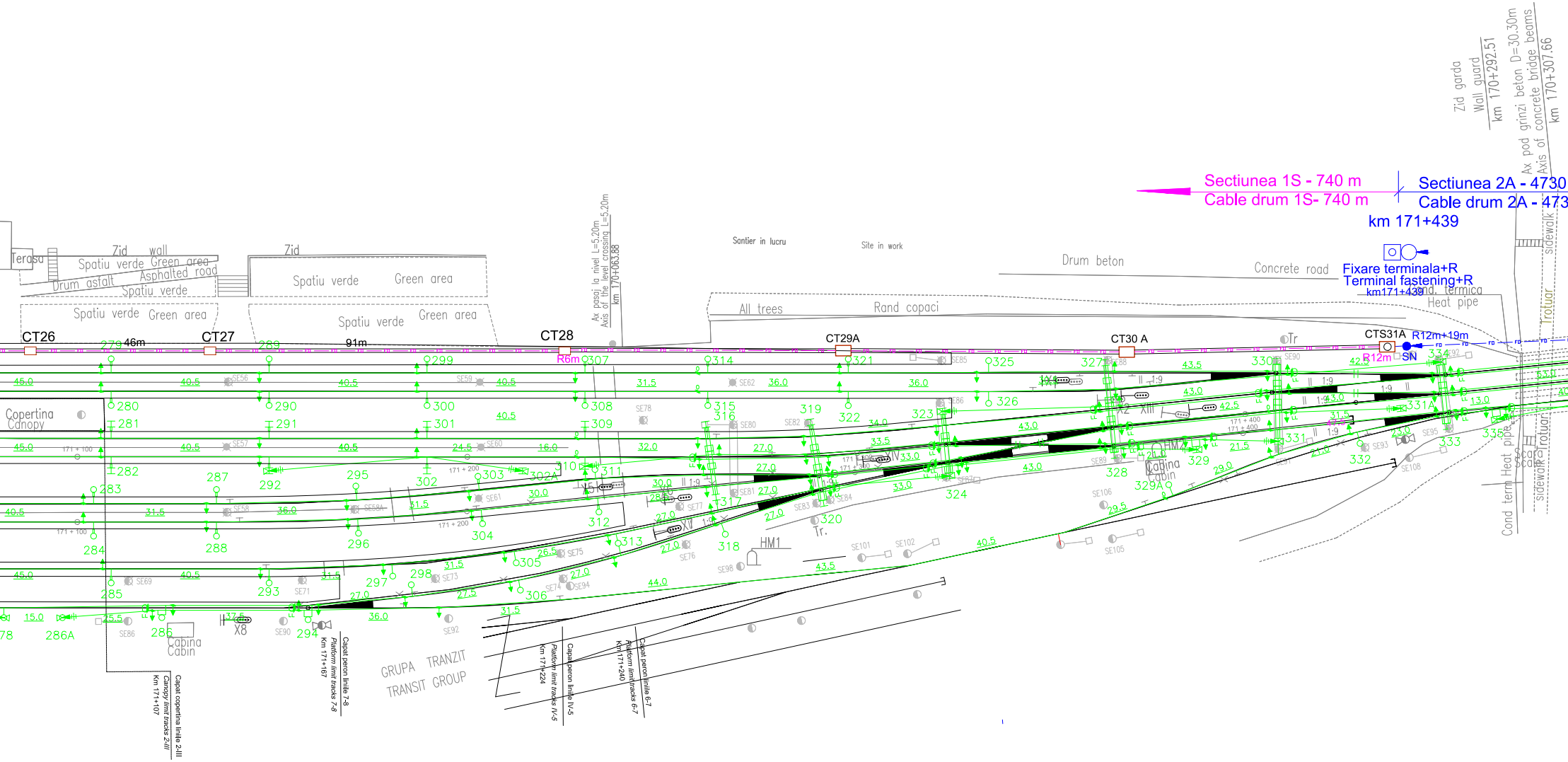
Zid garda
Wall guard
km 170+292.51
Ax pod grinzi beton D=30.30m
Axis of concrete bridge beams
km 170+307.66
Sectiunea 1S - 740 m
Cable drum 1S- 740 m
Sectiunea 2A - 4730
Cable drum 2A - 473
km 171+439
Fixare terminala+R
Terminal fastening+R
km171+439
Cond. termica
Heat pipe
Trotuar
Sidewalk
Drum beton
Concrete road
Santier in lucru
Site in work
All trees
Rand copaci
Ax pasaj la nivel L=5.20m
Axis of the level crossing L=5.20m
km 170+063.88
Terasa
Zid wall
Spatiu verde Green area
Drum asfalt
Asphalted road
Spatiu verde
Zid
Spatiu verde Green area
Spatiu verde Green area
Spatiu verde Green area
CT26
CT27
CT28
CT29A
CT30 A
CTS31A
R12m+19m
R12m
SN
R6m
46m
91m
Copertina
Canopy
Cabina
Cabin
Cabina
Cabin
HM1
HM2
Tr
Tr.
GRUPA TRANZIT
TRANSIT GROUP
Capat copertina liniile 2-III
Canopy limit tracks 2-III
Km 171+107
Capat peron liniile 7-8
Platform limit tracks 7-8
Km 171+167
Capat peron liniile IV-5
Platform limit tracks IV-5
Km 171+224
Capat peron liniile 6-7
Platform limit tracks 6-7
Km 171+240
Cond term Heat pipe
Sidewalk
Trotuar
171 + 100
171 + 200
171 + 300
171 + 400
1:9
X8
XI
XII
XIII
XIV
XV
X2
X5
279
280
281
282
283
284
285
286
286A
287
288
289
290
291
292
293
294
295
296
297
298
299
300
301
302
302A
303
304
305
306
307
308
309
310
311
312
313
314
315
316
317
318
319
320
321
322
323
324
325
326
327
328
329
329A
330
331
331A
332
333
334
335
45.0
40.5
36.0
31.5
27.0
24.5
16.0
15.0
32.0
33.0
33.5
34.0
43.0
43.5
42.5
44.0
29.0
29.5
21.5
21.0
23.0
13.0
26.5
27.5
30.0
37.5
SE56
SE57
SE58
SE58A
SE59
SE60
SE61
SE62
SE69
SE71
SE73
SE74
SE75
SE76
SE77
SE78
SE80
SE81
SE82
SE83
SE84
SE85
SE86
SE87
SE88
SE89
SE90
SE92
SE93
SE94
SE95
SE98
SE101
SE102
SE105
SE106
SE108

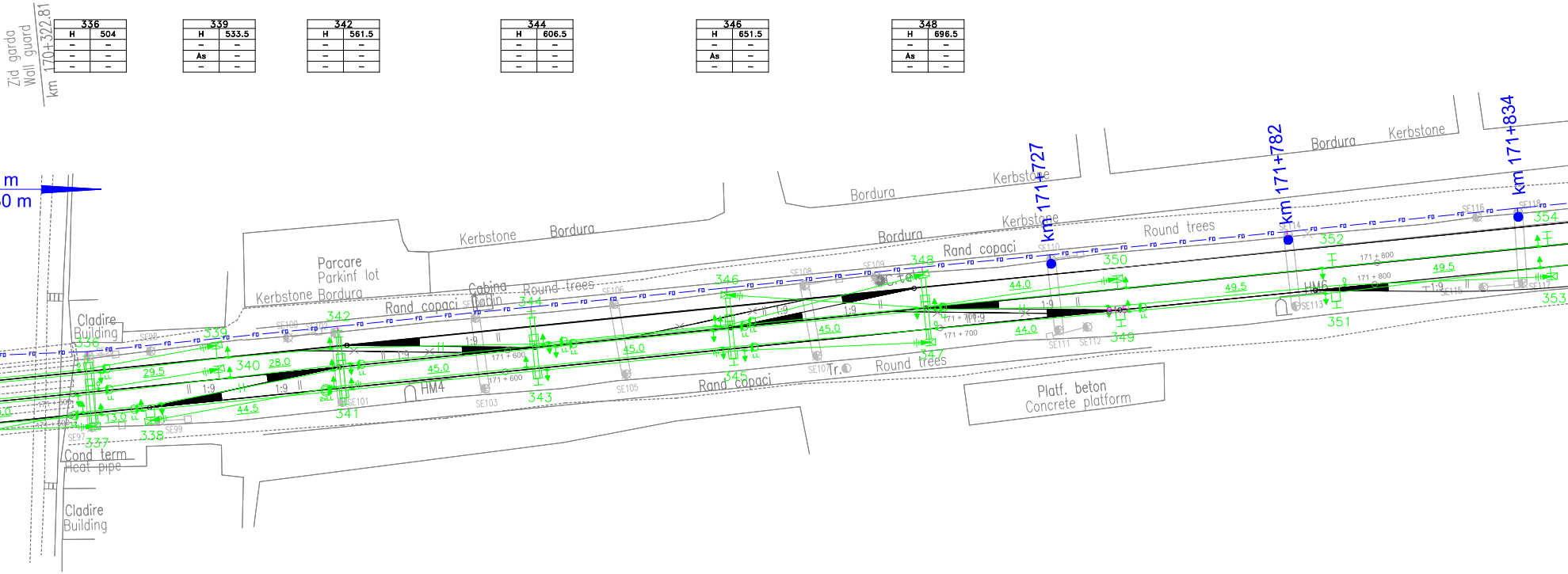
Zid garda
Wall guard
km 170+322.81
336
H 504
339
H 533.5
As
342
H 561.5
344
H 606.5
346
H 651.5
As
348
H 696.5
As
m
0 m
km 171+727
km 171+782
km 171+834
Kerbstone
Bordura
Parcare
Parkinf lot
Kerbstone Bordura
Rand copaci
Round trees
Cabina
Cabin
Cladire
Building
Cond. term
Heat pipe
Cladire
Building
HM4
HM6
Tr.
Platf. beton
Concrete platform
171 + 600
171 + 700
171 + 800
1:9
336
337
338
339
340
341
342
343
344
345
346
347
348
349
350
351
352
353
354
29.5
28.0
13.0
44.5
45.0
44.0
49.5
SE97
SE99
SE101
SE103
SE105
SE106
SE107
SE108
SE109
SE110
SE111
SE112
SE113
SE114
SE115
SE116
SE117
SE118

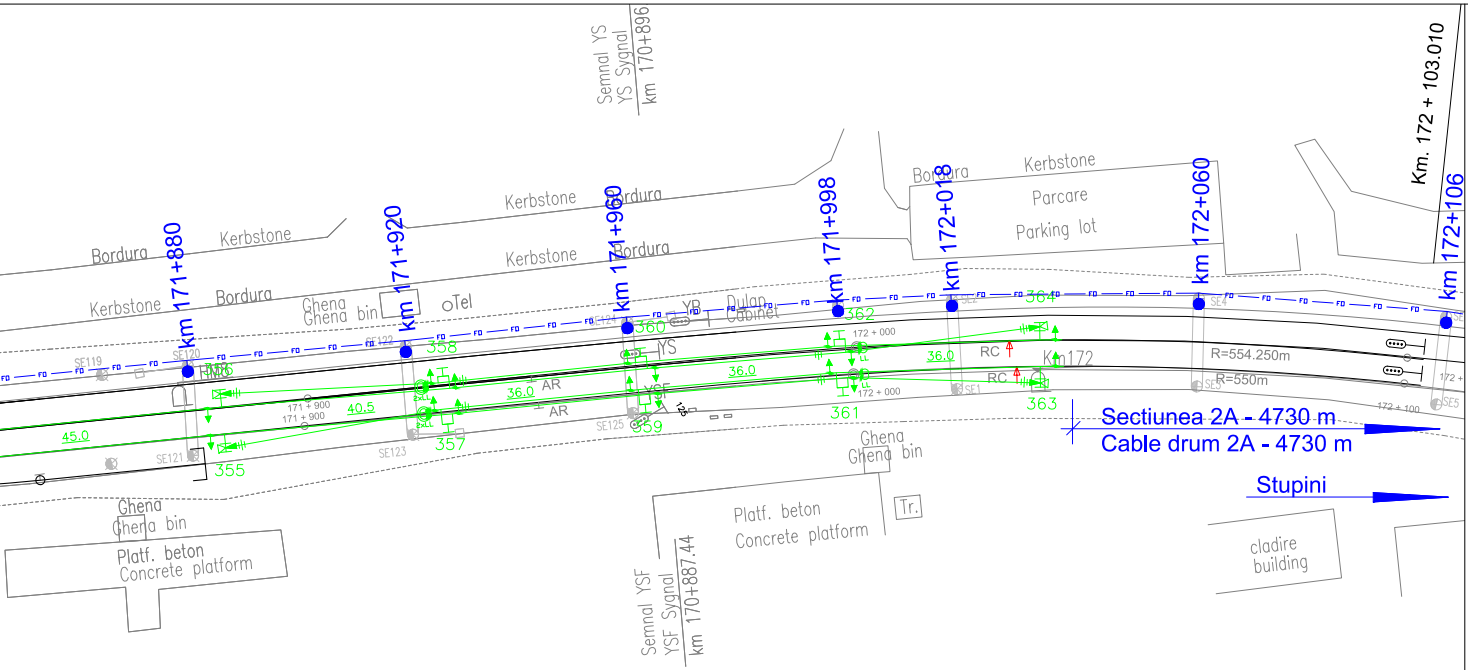
Semnal YS
YS Sygnal
km 170+896
Km. 172 + 103.010
Bordura
Kerbstone
Parcare
Parking lot
km 171+880
km 171+920
km 171+960
km 171+998
km 172+018
km 172+060
km 172+106
Ghena
Ghena bin
Tel
YP
Dulap
Cabinet
YS
YSF
AR
RC
Km172
R=554.250m
R=550m
172 + 000
171 + 900
172 + 100
SE119
SE120
SE121
SE122
SE123
SE124
SE125
SE1
SE2
SE4
SE5
FO
355
357
358
359
360
361
362
363
364
45.0
40.5
36.0
Sectiunea 2A - 4730 m
Cable drum 2A - 4730 m
Stupini
Platf. beton
Concrete platform
Tr.
cladire
building
Semnal YSF
YSF Sygnal
km 170+887.44

## LEGENDA
## LEGEND

| | |
|---|---|
| CTM | Camereta cu rezerva<br>Handhole with cable reserve |
| CT | Camera de tragere cu mufa de jonctiune<br>Manhole with junction box |
| CT | Camera de tragere cu rezerva<br>Manhole with cable reserve |
| CT | Camera de tragere fara rezerva<br>Manhole without cable reserve |
| CTS | Camera de tragere speciala pentru subtraversare<br>Special manhole for undercrossing |
| | Fixare mediana<br>Median fastening |
| | Fixare terminala<br>Terminal fastening |
| — FO — | Cablu cu fibre optice aerian<br>Aerial optical fiber cable |
| — FO — | Cablu cu fibre optice subteran<br>Underground optical fiber cable |
| | Teava PVC Φ 110 mm / canal metalic<br>PVC pipe Φ 110 mm / metallic chanel |

| Indice<br>Index | Data<br>Date | Modificare<br>Modification/Revision | Proiectant<br>Designer | Aprobat Consultant<br>Approved Consultant | |
|---|---|---|---|---|---|
| D | | | | | |
| C | | | | | |
| B | | | | | |
| A | | | | | |

**GUVERNUL ROMANIEI**
**ROMANIAN GOVERNMENT**

**PROIECT FINANTAT DE UNIUNEA EUROPEANA**
**EUROPEAN UNION FINANCED PROJECT**

**C.N.C.F. "C.F.R." - S.A.**

**CLIENT / CLIENT**

ITALFERR GRUPPO FERROVIE DELLO STATO Joint Venture leader
Scott Wilson
OBERMEYER PLANEN + BERATEN GmbH
TECNIC Consulting Engineers

**CONSULTANT / CONSULTANT**

| | | | Data<br>Date | Semnătură<br>Signature |
|---|---|---|---|---|
| Aprobat<br>Approved | Şef proiect<br>Project manager | R. Liuzza | | |
| Aprobat<br>Approved | Coordonator Secţiune 1<br>Section 1 Coordinator | C. Gambelli | | |
| Verificat<br>Checked | Expert Cheie<br>Key Expert | Pino Amodio | | |

**SUBCONTRACTANT / SUBCONTRACTOR**

AREX COMPANY

| | | | | |
|---|---|---|---|---|
| Aprobat<br>Approved | Responsabil Subcontractant<br>Subcontractor Responsible | A.Stanciu - Dinulescu | 12.2011 | |
| Întocmit<br>Elaborated | Proiectant<br>Designer | Gabriela Trifan | 12.2011 | Trifan |

Reabilitarea liniei de cale ferata Braşov - Simeria, parte componentă a coridorului IV Pan European, pentru circulaţia trenurilor cu viteza maximă de 160 km/h,
**Tronsonul : Braşov - Sighişoara**
Rehabilitation of the railway line Braşov - Simeria, component Part of the IV Pan-European Corridor, for the trains circulation with maximum speed of 160 km/h,
**Section : Braşov - Sighişoara**

*Proiect/Project*
*2004/RO/16/P/PA/003*

Faza / Phase:
P.Th. / T.D.

Denumire desen / Drawing Title :

**Statia - BRASOV - Station**
**CABLU CU FIBRE OPTICE (Cablul 1)**
**Plan de situatie**
***FIBER OPTIC CABLE (cable 1)***
***Layout Plan***

| Codificare / Codification System | Scara / Scale<br>1:500 | LOT / LOT | Nr. / No<br>01 / 01 |
|---|---|---|---|

EA51 01 E 01 L8 SE 00 1 7 001 1