4	
HEA260	101.5
2.60	FR-01
–	7500
–	11000

E	
5500	1650
1400	–
6900	DD
-250	CO/-

6	
HEA260	137.5
2.80	FR-01
–	7500
–	11000

E	
5500	1650
1400	–
6900	DD
-250	CO/-

8	
HEA260	173.5
2.80	FR-01
–	7500
–	11000

E	
5500	1650
1400	–
6900	DD
-250	CO/-

10	
HEA260	205
2.80	FR-01
–	7500
–	11000

E	
5500	1650
1400	–
6900	DD
-250	CO/-

12	
HEA260	241
2.80	FR-01
–	7500
–	11000

E	
5500	1650
1400	–
6900	DD
-250	CO/-

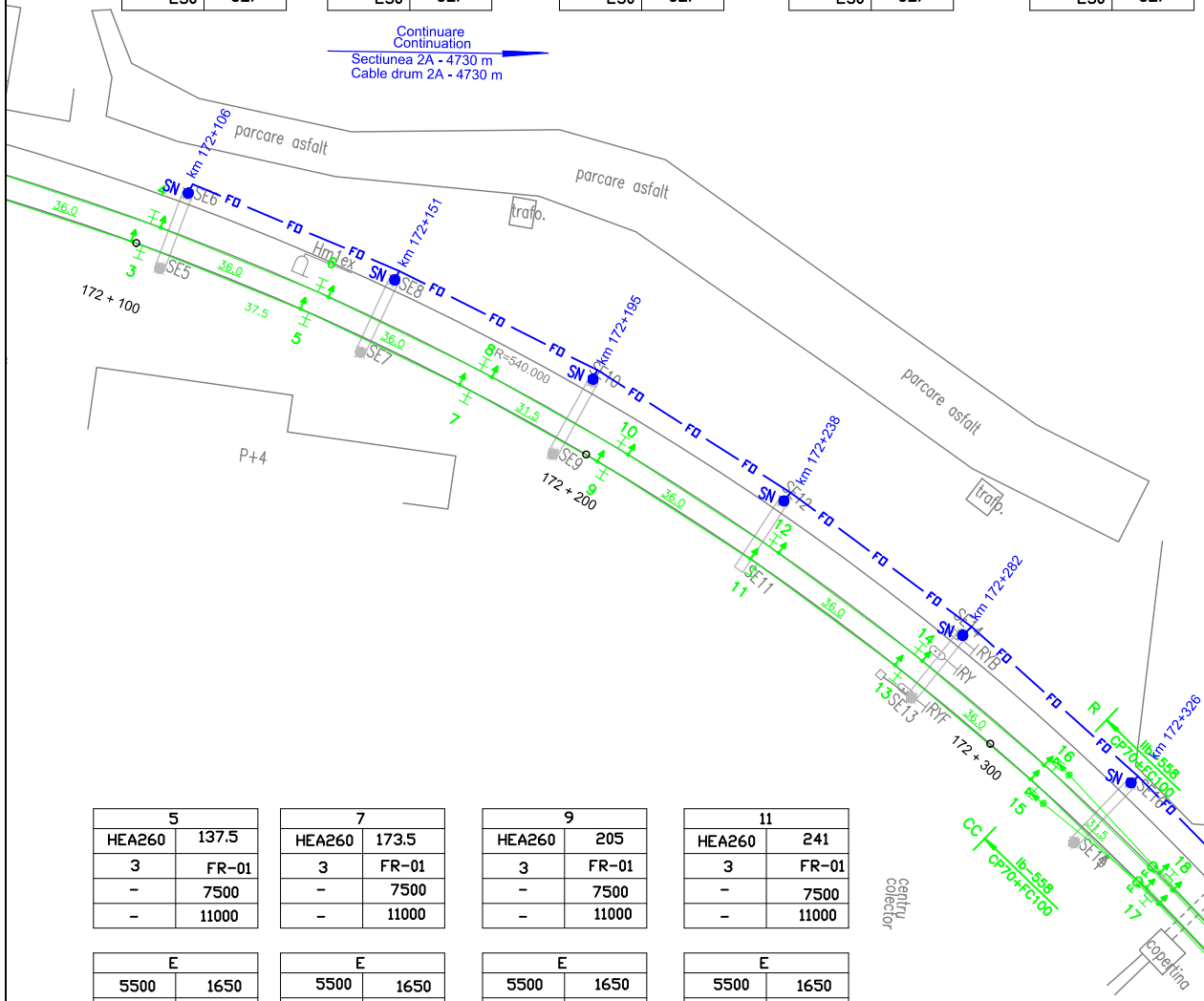
Continuare
Continuation
Sectiunea 2A - 4730 m
Cable drum 2A - 4730 m
parcare asfalt
parcare asfalt
parcare asfalt
trafo.
trafo.
P+4
Hm1ex
R=540.000
km 172+106
km 172+151
km 172+195
km 172+238
km 172+282
km 172+326
SN
FO
SE5
SE6
SE7
SE8
SE9
SE10
SE11
SE12
SE13
SE14
SE15
SE16
RYB
RY
RYF
3
4
5
6
7
8
9
10
11
12
13
14
15
16
17
18
36.0
37.5
31.5
172 + 100
172 + 200
172 + 300
R
CC
lb=558
CP70+FC100
centru colector
copertina

5	
HEA260	137.5
3	FR-01
–	7500
–	11000

E	
5500	1650
1400	–
6900	DI
+250	CO/-

7	
HEA260	173.5
3	FR-01
–	7500
–	11000

E	
5500	1650
1400	–
6900	DI
+250	CO/-

9	
HEA260	205
3	FR-01
–	7500
–	11000

E	
5500	1650
1400	–
6900	DI
+250	CO/-

11	
HEA260	241
3	FR-01
–	7500
–	11000

E	
5500	1650
1400	–
6900	DI
+250	CO/-

14	
HEA260	277
2.80	FR-01
–	7500
–	11000

E	
5500	1650
1400	–
6900	DD
-250	C□/–

16	
HEA300	313
2.80	FR-04
An	7500
M	11000

E	
5500	1650
1400	–
6900	DD
-250	C□/–

18	
HEA300	344.5
2.80	FR-05
–	7500
–	11000

E1	
6000	1650
1300	–
7300	A
-400	C□/–

E2	
5500	1650
1400	–
6900	DD
-200	C□/–

20	
HEA300	380.5
2.80	FR-05
–	7500
–	11000

E1	
5500	1650
1300	–
6800	DI
+350	C□/–

E2	
5500	1650
2000	–
7500	DI
+150	C□/–

22	
HEA300	416.5
2.80	FR-05
–	7500
–	11000

E1	
5500	1650
1400	–
6900	DI
+200	C□/–

E2	
6000	1650
1300	–
7300	A
+400	C□/–

24	
HEA280	452.5
2.80	FR-03
An	7500
M	11000

E	
5500	1650
1400	–
6900	DD
-200	C□/–

26	
HEA240	493
2.80	FR-01
–	7500
–	11000

E	
5500	1650
1400	–
6900	DI
+200	C□/–

28	
HEA240	538
3	FR-01
–	7500
–	11000

E	
5500	1650
1400	–
6900	DD
-200	C□/–

30	
HEA240	578.5
3	FR-01
–	7500
–	11000

E	
5500	1650
1400	–
6900	DI
+200	C□/–

Fixare terminala
Terminal fastening

Supratraversare linie CF
Rail track over crossing
km 172+578.5

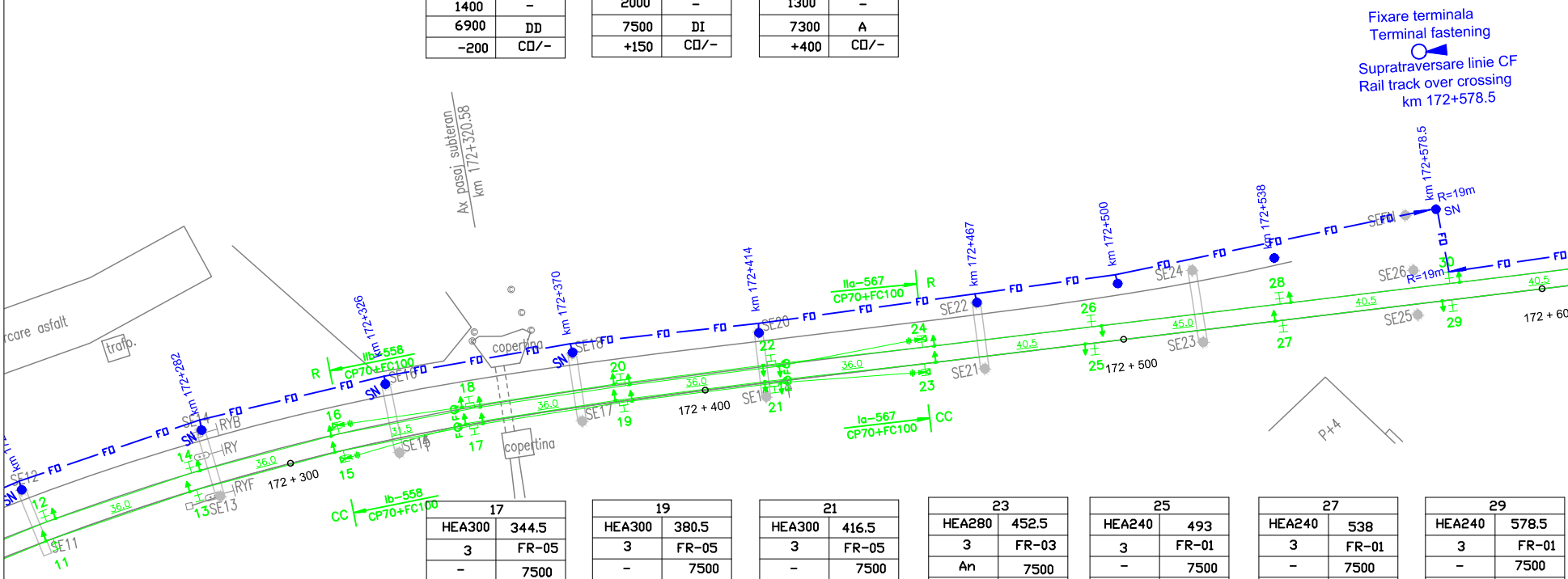
Ax pasaj subteran
km 172+320.58
rcare asfalt
trafo.
copertina
copertina
centru colector
P+4
km 172+282
km 172+326
km 172+370
km 172+414
km 172+467
km 172+500
km 172+538
km 172+578.5
R=19m
SN
R=19m
F□
SN
SE11
SE12
SE13
SE14
SE15
SE16
SE17
SE18
SE19
SE20
SE21
SE22
SE23
SE24
SE25
SE26
SEFN
RYB
RY
RYF
IIb-558
CP70+FC100
R
Ib-558
CP70+FC100
CC
IIa-567
CP70+FC100
R
Ia-567
CP70+FC100
CC
11
12
13
14
15
16
17
18
19
20
21
22
23
24
25
26
27
28
29
30
36.0
31.5
40.5
45.0
172 + 300
172 + 400
172 + 500
172 + 60

F□
copertina
SN
36.0
SE17
19

17	
HEA300	344.5
3	FR-05
–	7500
–	11000

E1	
6000	1650
1300	–
7300	A
+400	C□/–

E2	
5500	1650
1400	–
6900	DI
+200	C□/–

19	
HEA300	380.5
3	FR-05
–	7500
–	11000

E1	
5500	1650
2000	–
7500	DI
+350	C□/–

E2	
5500	1650
1300	–
6800	DI
+150	C□/–

21	
HEA300	416.5
3	FR-05
–	7500
–	11000

E1	
5500	1650
1400	–
6900	DD
-200	C□/–

E2	
6000	1650
1300	–
7300	A
-400	C□/–

23	
HEA280	452.5
3	FR-03
An	7500
M	11000

E	
5500	1650
1400	–
6900	DI
+200	C□/–

25	
HEA240	493
3	FR-01
–	7500
–	11000

E	
5500	1650
1400	–
6900	DD
-200	C□/–

27	
HEA240	538
3	FR-01
–	7500
–	11000

E	
5500	1650
1400	–
6900	DI
+200	C□/–

29	
HEA240	578.5
3	FR-01
–	7500
–	11000

E	
5500	1650
1400	–
6900	DD
-200	C□/–

13	
HEA260	277
3	FR-01
–	7500
–	11000

E	
5500	1650
1400	–
6900	DI
+250	C□/–

15	
HEA300	313
3	FR-04
An	7500
M	11000

E	
5500	1650
1400	–
6900	DI
+250	C□/–

32	
HEA240	619
3	FR-01
–	7500
–	11000

E	
5500	1650
1400	–
6900	DD
-200	C□/-

34	
HEA240	659.5
3	FR-01
–	7500
–	11000

E	
5500	1650
1400	–
6900	DI
+200	C□/-

36	
HEA240	695.5
3	FR-01
–	7500
–	11000

E	
5500	1650
1400	–
6900	DD
0	C□/-

38	
HEA280	740.5
3	FR-03
An	7500
M	11000

E	
5500	1650
1400	–
6900	DD
-200	C□/-

40	
HEA280	785.5
3	FR-04
–	7500
–	11000

E1	
5850	1650
1450	–
7300	A
0	C□/-

E2	
5500	1650
1400	–
6900	DI
+200	C□/-

42	
HEA280	830.5
3	FR-04
–	7500
–	11000

E1	
5500	1650
1400	–
6900	DD
0	C□/-

E2	
5850	1650
1450	–
7300	A
-200	C□/-

44	
HEA300	871
3	FR-04
An	7500
M	11000

E	
5500	1650
1400	–
6900	DI
+200	C□/-

46	
HEA260	911.5
3	FR-01
–	7500
–	11000

E	
5500	1650
1400	–
6900	DD
-250	C□/-

48	
HEA260	947.5
3	FR-01
–	7500
–	11000

E	
5500	1650
1400	–
6900	DD
-250	C□/-

50	
HEA260	983.5
3	FR-01
–	7500
–	11000

E	
5500	1650
1400	–
6900	DD
-250	C□/-

52	
HEA260	024
3	FR-01
–	7500
–	11000

E	
5500	1650
1400	–
6900	DD
-250	C□/-

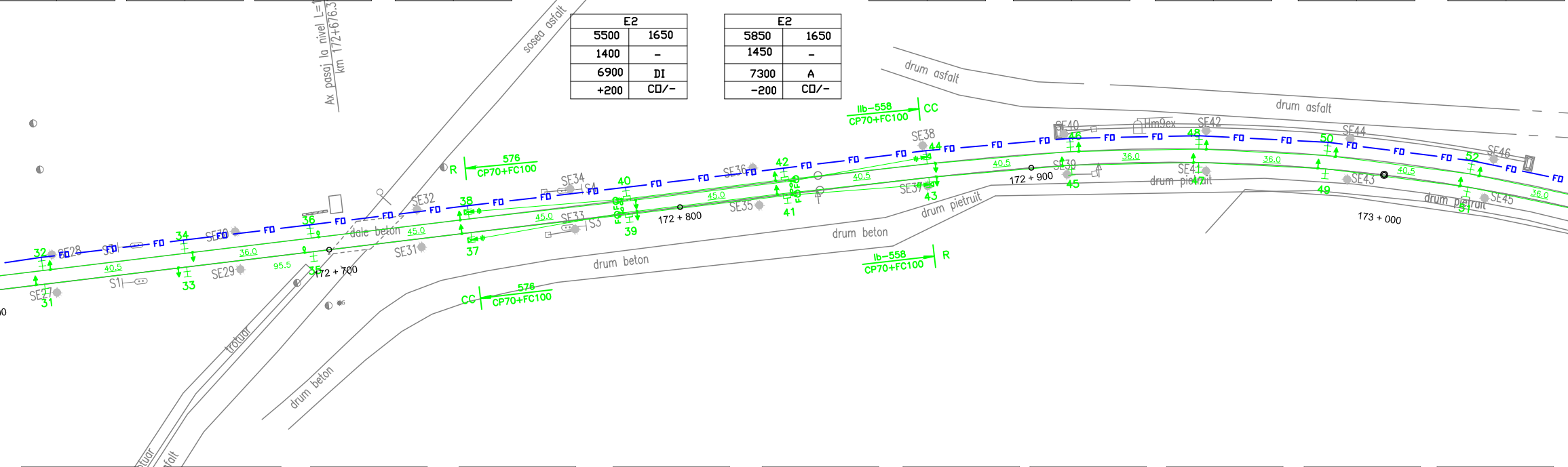

Ax pasaj la nivel L=12.35m
km 172+676.31
sosea asfalt
drum asfalt
drum asfalt
IIb-558
CP70+FC100
CC
R
576
CP70+FC100
SE27
SE28
SE29
SE30
SE31
SE32
SE33
SE34
SE35
SE36
SE37
SE38
SE39
SE40
SE41
SE42
SE43
SE44
SE45
SE46
S1
S3
S4
FD
31
32
33
34
35
36
37
38
39
40
41
42
43
44
45
46
48
49
50
51
52
40.5
36.0
45.0
95.5
172 + 700
172 + 800
172 + 900
173 + 000
dale beton
drum beton
drum beton
drum pietruit
drum pietruit
drum pietruit
Hm9ex
Ib-558
CP70+FC100
R
CC
576
CP70+FC100
trotuar
drum beton
trotuar
sosea asfalt

31	
HEA240	619
3	FR-01
–	7500
–	11000

E	
5500	1650
1400	–
6900	DI
+200	C□/-

33	
HEA240	659.5
3	FR-01
–	7500
–	11000

E	
5500	1650
1400	–
6900	DD
-200	C□/-

35	
HEA240	695.5
3	FR-01
–	7500
–	11000

E	
5500	1650
1400	–
6900	DI
0	C□/-

37	
HEA280	740.5
3	FR-03
An	7500
M	11000

E	
5500	1650
1400	–
6900	DI
+200	C□/-

39	
HEA280	785.5
3	FR-04
–	7500
–	11000

E1	
5850	1650
1450	–
7300	A
0	C□/-

E2	
5500	1650
1400	–
6900	DD
-200	C□/-

41	
HEA280	830.5
3	FR-04
–	7500
–	11000

E1	
5500	1650
1400	–
6900	DI
+200	C□/-

E2	
5850	1650
1450	–
7300	A
0	C□/-

43	
HEA300	871
3	FR-04
An	7500
M	11000

E	
5500	1650
1400	–
6900	DD
-200	C□/-

45	
HEA260	911.5
3	FR-01
–	7500
–	11000

E	
5500	1650
1400	–
6900	DI
+250	C□/-

47	
HEA260	947.5
3	FR-01
–	7500
–	11000

E	
5500	1650
1400	–
6900	DI
+250	C□/-

49	
HEA260	983.5
3	FR-01
–	7500
–	11000

E	
5500	1650
1400	–
6900	DI
+250	C□/-

51	
HEA260	024.0
3	023.5
–	7500
–	11000

E	
5500	1650
1400	–
6900	DI
+250	C□/-

54	
HEA260	060
3	FR-01
-	7500
-	11000

E	
5500	1650
1400	-
6900	DD
-250	C□/-

56	
HEA260	096
3	FR-01
-	7500
-	11000

E	
5500	1650
1400	-
6900	DD
-250	C□/-

58	
HEA260	132
3	FR-01
-	7500
-	11000

E	
5500	1650
1400	-
6900	DD
-250	C□/-

60	
HEA300	168
3	FR-04
An	7500
M	11000

E	
5500	1650
1400	-
6900	DD
-250	C□/-

62	
HEA300	208.5
3	FR-05
-	7500
-	11000

E1	
6000	1650
1300	-
7300	A
-450	C□/-

E2	
5500	1650
1400	-
6900	DD
-250	C□/-

64	
HEA300	244.5
3	FR-05
-	7500
-	11000

E1	
5500	1650
1300	-
6800	DCM
-350	C□/-

E2	
5500	1650
2000	-
7500	DCM
-150	C□/-

66	
HEA300	280.5
3	FR-04
An	7500
M	11000

E1	
5500	1650
1400	-
6900	DD
-250	C□/-

E2	
6000	1650
1300	-
7300	A
-50	C□/-

68	
HEA260	316.5
3	FR-01
-	7500
-	11000

E	
5500	1650
1400	-
6900	DD
-200	C□/-

70	
HEA240	357
3	FR-01
-	7500
-	11000

E	
5500	1650
1400	-
6900	DI
+200	C□/-

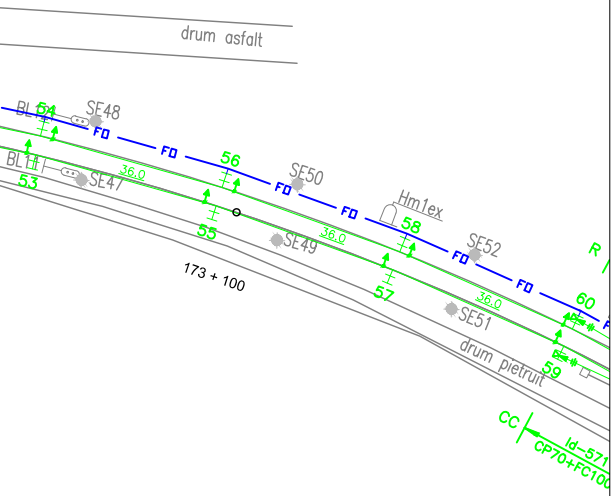
drum asfalt
BL11
54
SE48
FD
SE47
53
36.0
56
SE50
Hm1ex
55
58
SE49
SE52
R
173 + 100
57
60
SE51
drum pietruit
59
CC
Id-571
CP70+FC100

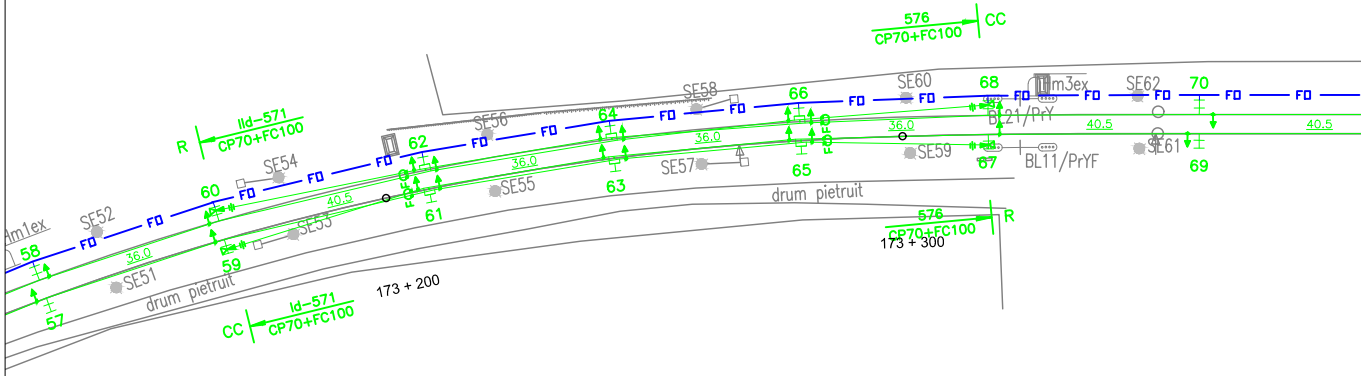
576
CP70+FC100
CC
Id-571
CP70+FC100
R
Hm1ex
58
SE52
FD
57
36.0
SE51
drum pietruit
60
59
SE54
SE53
40.5
62
61
SE56
SE55
64
63
SE58
SE57
66
65
SE60
SE59
68
67
BL21/PrY
Hm3ex
BL11/PrYF
SE62
70
SE61
69
drum pietruit
173 + 200
576
CP70+FC100
173 + 300
R
CC

53	
HEA260	060
3	FR-01
-	7500
-	11000

E	
5500	1650
1400	-
6900	DI
+250	C□/-

55	
HEA260	096
3	FR-01
-	7500
-	11000

E	
5500	1650
1400	-
6900	DI
+250	C□/-

57	
HEA260	132
3	FR-01
-	7500
-	11000

E	
5500	1650
1400	-
6900	DI
+250	C□/-

59	
HEA300	168
3	FR-04
An	7500
M	11000

E	
5500	1650
1400	-
6900	DI
+250	C□/-

61	
HEA300	208.5
3	FR-05
-	7500
-	11000

E1	
6000	1650
1300	-
7300	A
+450	C□/-

E2	
5500	1650
1400	-
6900	DI
+250	C□/-

63	
HEA300	244.5
3	FR-05
-	7500
-	11000

E1	
5500	1650
2000	-
7500	ICM
+350	C□/-

E2	
5500	1650
1300	-
6800	ICM
+150	C□/-

65	
HEA300	280.5
3	FR-04
An	7500
M	11000

E1	
5500	1650
1400	-
6900	DI
+250	C□/-

E2	
6000	1650
1300	-
7300	A
+50	C□/-

67	
HEA260	316.5
3	FR-01
-	7500
-	11000

E	
5500	1650
1400	-
6900	DI
+200	C□/-

69	
HEA240	357
3	FR-01
-	7500
-	11000

E	
5500	1650
1400	-
6900	DD
-200	C□/-

72	
HEA240	397.5
3	FR-01
–	7500
–	11000

E	
5500	1650
1400	–
6900	DD
-200	C□/-

74	
HEA240	447
3	FR-01
–	7500
–	11000

E	
5500	1650
1400	–
6900	DI
+200	C□/-

76	
HEA240	496.5
3	FR-01
–	7500
–	11000

E	
5500	1650
1400	–
6900	DD
-200	C□/-

78	
HEA240	546
3	FR-01
–	7500
–	11000

E	
5500	1650
1400	–
6900	DI
+200	C□/-

80	
HEA280	591
3	FR-03
An	7500
M	11000

E	
5500	1650
1400	–
6900	DD
-200	C□/-

82	
HEA280	640.5
3	FR-04
–	7500
–	11000

E1	
5850	1650
1450	–
7300	A
0	C□/-

E2	
5500	1650
1400	–
6900	DI
+200	C□/-

84	
HEA280	690
3	FR-04
–	7500
–	11000

E1	
5500	1650
1400	–
6900	DD
-200	C□/-

E2	
5850	1650
1450	–
7300	A
0	C□/-

86	
HEA280	739.5
3	FR-03
An	7500
M	11000

E	
5500	1650
1400	–
6900	DI
+200	C□/-

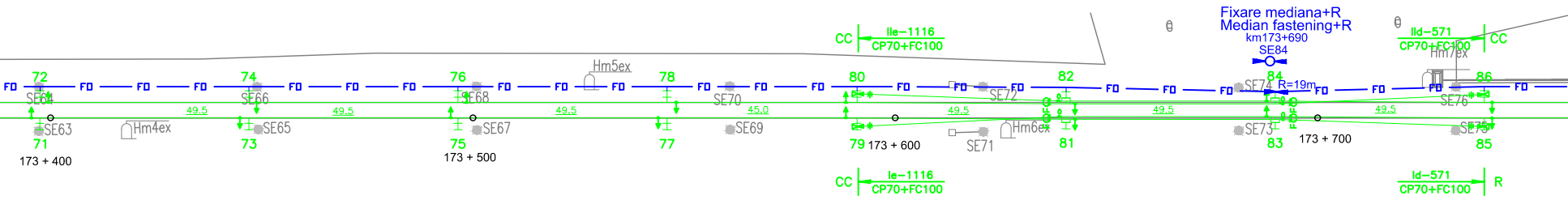
Fixare mediana+R
Median fastening+R
km173+690
SE84
R=19m
CC
IIe-1116
CP70+FC100
IId-571
CP70+FC100
CC
FD
72
74
76
78
80
82
84
86
SE64
SE66
SE68
SE70
SE72
SE74
SE76
Hm5ex
Hm7ex
49.5
45.0
SE63
SE65
SE67
SE69
SE71
SE73
SE75
Hm4ex
Hm6ex
71
73
75
77
79
81
83
85
173 + 400
173 + 500
173 + 600
173 + 700
CC
Ie-1116
CP70+FC100
Id-571
CP70+FC100
R

71	
HEA240	397.5
3	FR-01
–	7500
–	11000

E	
5500	1650
1400	–
6900	DI
+200	C□/-

73	
HEA240	447
3	FR-01
–	7500
–	11000

E	
5500	1650
1400	–
6900	DD
-200	C□/-

75	
HEA240	496.5
3	FR-01
–	7500
–	11000

E	
5500	1650
1400	–
6900	DI
+200	C□/-

77	
HEA240	546
3	FR-01
–	7500
–	11000

E	
5500	1650
1400	–
6900	DD
-200	C□/-

79	
HEA280	591
3	FR-03
An	7500
M	11000

E	
5500	1650
1400	–
6900	DI
+200	C□/-

81	
HEA280	640.5
3	FR-04
–	7500
–	11000

E1	
5850	1650
1450	–
7300	A
0	C□/-

E2	
5500	1650
1400	–
6900	DD
-200	C□/-

83	
HEA280	690
3	FR-04
–	7500
–	11000

E1	
5500	1650
1400	–
6900	DI
+200	C□/-

E2	
5850	1650
1450	–
7300	A
0	C□/-

85	
HEA280	739.5
3	FR-03
An	7500
M	11000

E	
5500	1650
1400	–
6900	DD
-200	C□/-

88	
HEA240	784.5
3	FR-01
–	7500
–	11000

E	
5500	1650
1400	–
6900	DD
−200	C□/−

90	
HEA240	834
3	FR-01
–	7500
–	11000

E	
5500	1650
1400	–
6900	DI
+200	C□/−

92	
HEA240	883.5
3	FR-01
–	7500
–	11000

E	
5500	1650
1400	–
6900	DD
−200	C□/−

94	
HEA240	933
3	FR-01
–	7500
–	11000

E	
5500	1650
1400	–
6900	DI
+200	C□/−

96	
HEA240	978
3	FR-01
–	7500
–	11000

E	
5500	1650
1400	–
6900	DD
−200	C□/−

98	
HEA240	027.5
3	FR-01
–	7500
–	11000

E	
5500	1650
1400	–
6900	DI
+200	C□/−

100	
HEA240	077
3	FR-01
–	7500
–	11000

E	
5500	1650
1400	–
6900	DD
−200	C□/−

102	
HEA260	126.5
3	FR-02
An	7500
M	11000

E	
5500	1650
1400	–
6900	DI
+200	C□/−

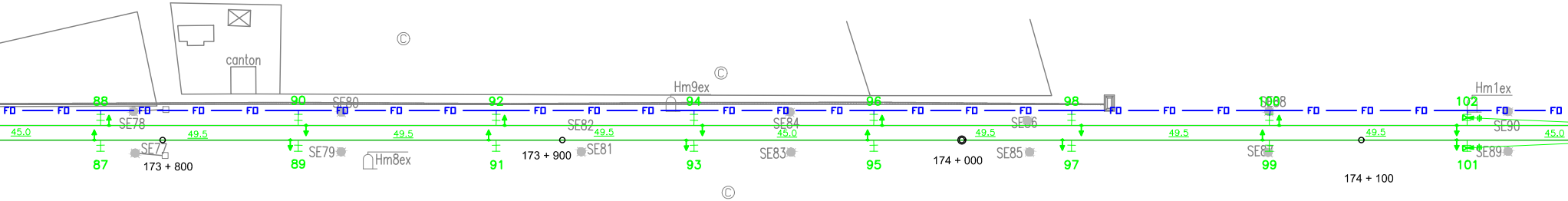
canton
Hm9ex
Hm8ex
Hm1ex
88
90
92
94
96
98
100
102
FD
SE77
SE78
SE79
SE80
SE81
SE82
SE83
SE84
SE85
SE86
SE87
SE88
SE89
SE90
45.0
49.5
49.5
49.5
49.5
45.0
45.0
49.5
49.5
49.5
45.0
87
89
91
93
95
97
99
101
173 + 800
173 + 900
174 + 000
174 + 100

87	
HEA240	784.5
3	FR-01
–	7500
–	11000

E	
5500	1650
1400	–
6900	DI
+200	C□/−

89	
HEA240	834
3	FR-01
–	7500
–	11000

E	
5500	1650
1400	–
6900	DD
−200	C□/−

91	
HEA240	883.5
3	FR-01
–	7500
–	11000

E	
5500	1650
1400	–
6900	DI
+200	C□/−

93	
HEA240	933
3	FR-01
–	7500
–	11000

E	
5500	1650
1400	–
6900	DD
−200	C□/−

95	
HEA240	978
3	FR-01
–	7500
–	11000

E	
5500	1650
1400	–
6900	DI
+200	C□/−

97	
HEA240	027.5
3	FR-01
–	7500
–	11000

E	
5500	1650
1400	–
6900	DD
−200	C□/−

99	
HEA240	077
3	FR-01
–	7500
–	11000

E	
5500	1650
1400	–
6900	DI
+200	C□/−

101	
HEA260	126.5
3	FR-02
An	7500
M	11000

E	
5500	1650
1400	–
6900	DD
−200	C□/−

104	
HEA240	171.5
3	FR-01
–	7500
–	11000

E	
5500	1650
1400	–
6900	DD
-200	CD/-

106	
HEA260	221
3	FR-02
An	7500
M	11000

E	
5500	1650
1400	
6900	DI
+200	CD/-

108	
HEA240	270.5
3	FR-01
–	7500
–	11000

E	
5500	1650
1400	–
6900	DD
-200	CD/-

110	
HEA240	320
3	FR-01
–	7500
–	11000

E	
5500	1650
1400	–
6900	DI
+200	CD/-

112	
HEA240	365
3	FR-01
–	7500
–	11000

E	
5500	1650
1400	–
6900	DD
-200	CD/-

114	
HEA240	414.5
3	FR-01
–	7500
–	11000

E	
5500	1650
1400	–
6900	DI
+200	CD/-

116	
HEA240	464
3	FR-01
–	7500
–	11000

E	
5500	1650
1400	–
6900	DD
-200	CD/-

118	
HEA240	513.5
3	FR-01
–	7500
–	11000

E	
5500	1650
1400	–
6900	DI
+200	CD/-

120	
HEA280	558.5
3	FR-03
An	7500
M	11000

E	
5500	1650
1400	–
6900	DD
-200	CD/-

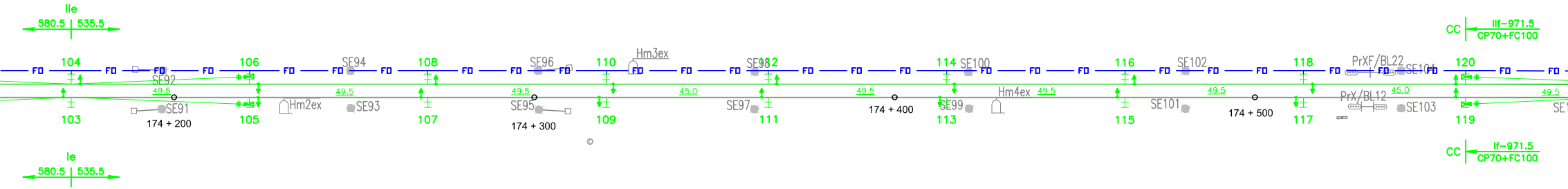
IIe
580.5
535.5
Ie
580.5
535.5
104
106
108
110
112
114
116
118
120
103
105
107
109
111
113
115
117
119
FD
SE91
SE92
SE93
SE94
SE95
SE96
SE97
SE98
SE99
SE100
SE101
SE102
SE103
SE104
Hm2ex
Hm3ex
Hm4ex
PrXF/BL22
PrX/BL12
49.5
45.0
174 + 200
174 + 300
174 + 400
174 + 500
CC
IIf-971.5
CP70+FC100
CC
If-971.5
CP70+FC100
©

103	
HEA240	171.5
3	FR-01
–	7500
–	11000

E	
5500	1650
1400	–
6900	DI
+200	CD/-

105	
HEA260	221
3	FR-02
An	7500
M	11000

E	
5500	1650
1400	–
6900	DD
-200	CD/-

107	
HEA240	270.5
3	FR-01
–	7500
–	11000

E	
5500	1650
1400	
6900	DI
+200	CD/-

109	
HEA240	320
3	FR-01
–	7500
–	11000

E	
5500	1650
1400	–
6900	DD
-200	CD/-

111	
HEA240	365
3	FR-01
–	7500
–	11000

E	
5500	1650
1400	–
6900	DI
+200	CD/-

113	
HEA240	414.5
3	FR-01
–	7500
–	11000

E	
5500	1650
1400	–
6900	DD
-200	CD/-

115	
HEA240	464
3	FR-01
–	7500
–	11000

E	
5500	1650
1400	–
6900	DI
+200	CD/-

117	
HEA240	513.5
3	FR-01
–	7500
–	11000

E	
5500	1650
1400	–
6900	DD
-200	CD/-

119	
HEA280	558.5
3	FR-03
An	7500
M	11000

E	
5500	1650
1400	–
6900	DI
+200	CD/-

122	
HEA280	608
3	FR-04
-	7500
-	11000

E1	
5850	1650
1450	-
7300	A
0	CD/-

E2	
5500	1650
1400	-
6900	DI
+200	CD/-

124	
HEA280	657.5
3	FR-04
-	7500
-	11000

E1	
5500	1650
1400	-
6900	DD
-200	CD/-

E2	
5850	1650
1450	
7300	A
0	CD/-

126	
HEA280	707
3	FR-03
An	7500
M	11000

E	
5500	1650
1400	-
6900	DI
+200	CD/-

128	
HEA240	752
3	FR-01
-	7500
-	11000

E	
5500	1650
1400	-
6900	DD
-200	CD/-

130	
HEA240	801.5
3	FR-01
-	7500
-	11000

E	
5500	1650
1400	-
6900	DI
+200	CD/-

132	
HEA240	851
3	FR-01
-	7500
-	11000

E	
5500	1650
1400	-
6900	DD
-200	CD/-

134	
HEA240	900.5
3	FR-01
-	7500
-	11000

E	
5500	1650
1400	-
6900	DI
+200	CD/-

136	
HEA240	945.5
3	FR-01
-	7500
-	11000

E	
5500	1650
1400	-
6900	DD
-200	CD/-

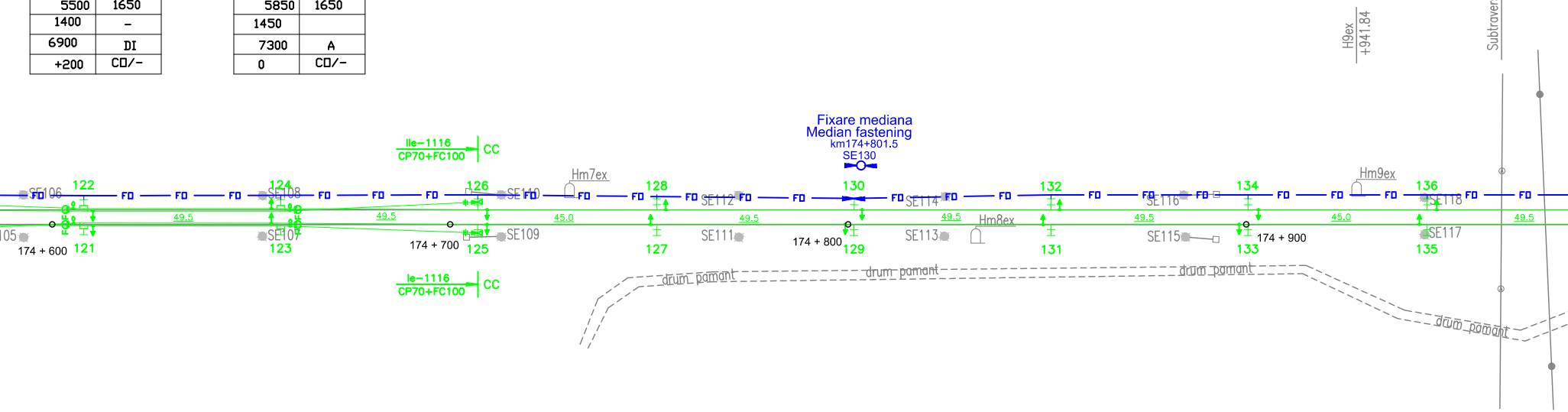
Subtraversare conducta apa D=0.30m
km 174+936.40
H9ex
+941.84
Fixare mediana
Median fastening
km174+801.5
SE130
Ile-1116
CP70+FC100
CC
Ie-1116
CP70+FC100
CC
Hm7ex
Hm8ex
Hm9ex
122
124
126
128
130
132
134
136
121
123
125
127
129
131
133
135
SE106
SE108
SE110
SE112
SE114
SE116
SE118
105
SE107
SE109
SE111
SE113
SE115
SE117
FD
49.5
45.0
174 + 600
174 + 700
174 + 800
174 + 900
drum pamant

121	
HEA280	608
3	FR-04
-	7500
-	11000

E1	
5850	1650
1450	-
7300	A
0	CD/-

E2	
5500	1650
1400	-
6900	DD
-200	CD/-

123	
HEA280	657.5
3	FR-04
-	7500
-	11000

E1	
5500	1650
1400	-
6900	DI
+200	CD/-

E2	
5850	1650
1450	-
7300	A
0	CD/-

125	
HEA280	707
3	FR-03
An	7500
M	11000

E	
5500	1650
1400	-
6900	DD
-200	CD/-

127	
HEA240	752
3	FR-01
-	7500
-	11000

E	
5500	1650
1400	-
6900	DI
+200	CD/-

129	
HEA240	801.5
3	FR-01
-	7500
-	11000

E	
5500	1650
1400	-
6900	DD
-200	CD/-

131	
HEA240	851
3	FR-01
-	7500
-	11000

E	
5500	1650
1400	-
6900	DI
+200	CD/-

133	
HEA240	900.5
3	FR-01
-	7500
-	11000

E	
5500	1650
1400	-
6900	DD
-200	CD/-

135	
HEA240	945.5
3	FR-01
-	7500
-	11000

E	
5500	1650
1400	-
6900	DI
+200	CD/-

138	
HEA260	995
3	FR-02
An	7500
M	

E	
5500	1650
1400	–
6900	DI
+200	C□/–

140	
HEA240	044.5
3	FR-01
–	7500
–	11000

E	
5500	1650
1400	–
6900	DD
–200	C□/–

142	
HEA260	089.5
3	FR-02
An	7500
M	11000

E	
5500	1650
1400	–
6900	DI
+200	C□/–

144	
HEA240	134.5
3	FR-01
–	7500
–	11000

E	
5500	1650
1400	–
6900	DD
–200	C□/–

146	
HEA240	179.5
3	FR-01
–	7500
–	11000

E	
5500	1650
1400	–
6900	DI
+200	C□/–

148	
HEA240	229
3	FR-01
–	7500
–	11000

E	
5500	1650
1400	–
6900	DD
–200	C□/–

150	
HEA240	274
3	FR-01
–	7500
–	11000

E	
5500	1650
1400	–
6900	DI
+200	C□/–

152	
HEA240	319
3	FR-01
–	7500
–	11000

E	
5500	1650
1400	–
6900	DD
–200	C□/–

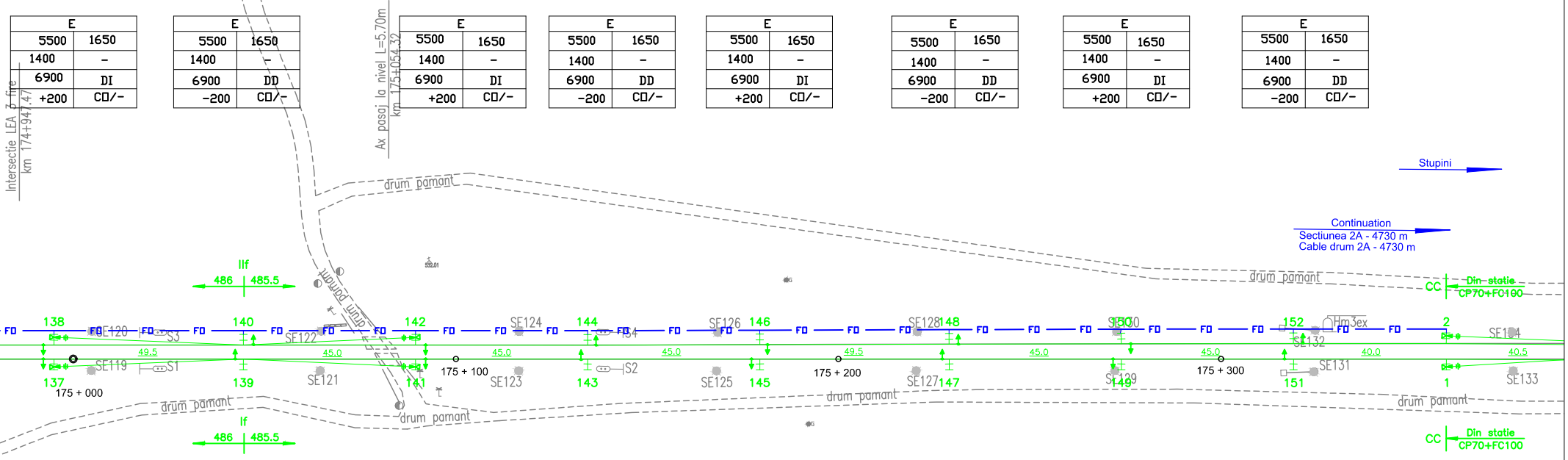
Intersectie LEA 3 fire
km 174+947.47
Ax pasaj la nivel L=5.70m
km 175+054.32
drum pamant
Stupini
Continuation
Sectiunea 2A - 4730 m
Cable drum 2A - 4730 m
IIf
486
485.5
CC
Din statie
CP70+FC100
138
140
142
144
146
148
150
152
2
FD
SE120
S3
SE122
SE124
S4
SE126
SE128
SE130
SE132
Hm3ex
SE134
49.5
45.0
45.0
45.0
49.5
45.0
45.0
40.0
40.5
SE119
S1
SE121
175 + 100
SE123
S2
SE125
175 + 200
SE127
SE129
175 + 300
SE131
SE133
137
139
141
143
145
147
149
151
1
175 + 000
If
486
485.5
CC
Din statie
CP70+FC100

137	
HEA260	995
3	FR-02
An SN	7500
M	11000

E	
5500	1650
1400	–
6900	DD
–200	C□/–

139	
HEA240	044.5
3	FR-01
–	7500
–	11000

E	
5500	1650
1400	–
6900	DI
+200	C□/–

141	
HEA260	089.5
3	FR-02
An	7500
M	11000

E	
5500	1650
1400	–
6900	DD
–200	C□/–

143	
HEA240	134.5
3	FR-01
–	7500
–	11000

E	
5500	1650
1400	–
6900	DI
+200	C□/–

145	
HEA240	179.5
3	FR-01
–	7500
–	11000

E	
5500	1650
1400	–
6900	DD
–200	C□/–

147	
HEA240	229
3	FR-01
–	7500
–	11000

E	
5500	1650
1400	–
6900	DI
+200	C□/–

149	
HEA240	274
3	FR-01
–	7500
–	11000

E	
5500	1650
1400	–
6900	DD
–200	C□/–

151	
HEA240	319
3	FR-01
–	7500
–	11000

E	
5500	1650
1400	–
6900	DI
+200	C□/–

LEGENDA
LEGEND

CTM	◇	Camereta cu rezerva Handhole with cable reserve
CT	◻	Camera de tragere cu mufa de jonctiune Manhole with junction box
CT	◻	Camera de tragere cu rezerva Manhole with cable reserve
CTS	□	Camera de tragere speciala pentru subtraversare Special manhhole for undercrossing
	▶○◀	Fixare mediana Median fastening
	▶○◈	Fixare terminala Terminal fastening
	— FO —	Cablu cu fibre optice aerian Aerial optical fiber cable
	— FO —	Cablu cu fibre optice subteran Underground optical fiber cable
	—[FO]—	Teava PVC Φ 110 mm / canal metalic PVC pipe Φ 110 mm / metallic chanel

Indice Index	Data Date	Modificare Modification/Revision	Proiectant Designer	Aprobat Consultant Approved Consultant	Aprobat CFR Approved CFR

GUVERNUL ROMANIEI
ROMANIAN GOVERNMENT

PROIECT FINANŢAT DE UNIUNEA EUROPEANĂ
EUROPEAN UNION FINANCED PROJECT

CLIENT / CLIENT

C.N.C.F. "C.F.R." - S.A.

ITALFERR
GRUPPO FERROVIE DELLO STATO
Joint Venture leader

Scott Wilson

OBERMEYER
PLANEN + BERATEN GmbH

TECNIC
Consulting Engineers

CONSULTANT / CONSULTANT

			Data Date	Semnătură Signature
Aprobat Approved	Şef proiect Project manager	R. Liuzza	12.2011	
Aprobat Approved	Coordonator Secþiune 1 Section 1 Coordinator	C. Gambelli	12.2011	
Verificat Checked	Expert Verificator Checking Expert	Pino Amodio	12.2011	

SUBCONTRACTANT / SUBCONTRACTOR

AREX COMPANY

Aprobat Approved	Responsabil Subcontractant Subcontractor Responsible	A.Stanciu - Dinulescu	12.2011	
Întocmit Elaborated	Proiectant Designer	Gabriela Trifan	12.2011	Trifan

Reabilitarea liniei de cale ferata Braşov - Simeria, parte componentă a coridorului IV Pan European,
pentru circulaţia trenurilor cu viteza maximă de 160 km/h,
Tronsonul : Braşov - Sighişoara
Rehabilitation of the railway line Braşov - Simeria, component Part of the IV Pan-European Corridor,
for the trains circulation with maximum speed of 160 km/h,
Section : Braşov - Sighişoara

Proiect/Project
2004/RO/16/P/PA/003

Faza / Phase:
P.Th. / T.D.

Denumire desen / Drawing Title :

Interval - BRASOV-STUPINI - Section
CABLU CU FIBRE OPTICE (Cablul 1)
Plan de situatie
FIBER OPTIC CABLE (cable 1)
Layout Plan

Codificare / Codification System	Scara / Scale 1:1000	LOT / LOT	Nr. / No 01 / 01

E A 5 1 | 0 1 | E | 0 2 | L 7 | S E | 0 0 | 5 | 7 | 0 0 1 | 1

297 x 4450