2	
H	359
3.00	–
An	–
–	–

E1	
5750	–
1400	–
7150	ID
−200	CO/–

4	
H	399.5
3.00	–
–	–
–	–

E1	
6250	–
1300	–
7550	A
−650	CO/–

E2	
5750	–
1400	–
7150	DD
−150	CO/–

6	
H	444.5
3.00	–
–	–
–	–

E1	
5750	–
1300	–
7050	ICM
−250	CO/–

E2	
5750	–
2000	–
7750	ICM
+250	CO/–

6A	
SECP6	449.5
–	–
–	–
–	–

8	
H	489.5
3.00	–
–	–
–	–

E1	
5750	–
1400	–
7150	DI
+150	CO/–

E2	
6250	–
1300	–
7550	A
+650	CO/–

10	
H	530
3.00	–
An	–
–	–

E1	
5750	–
1400	–
7150	DD
0	CO/–

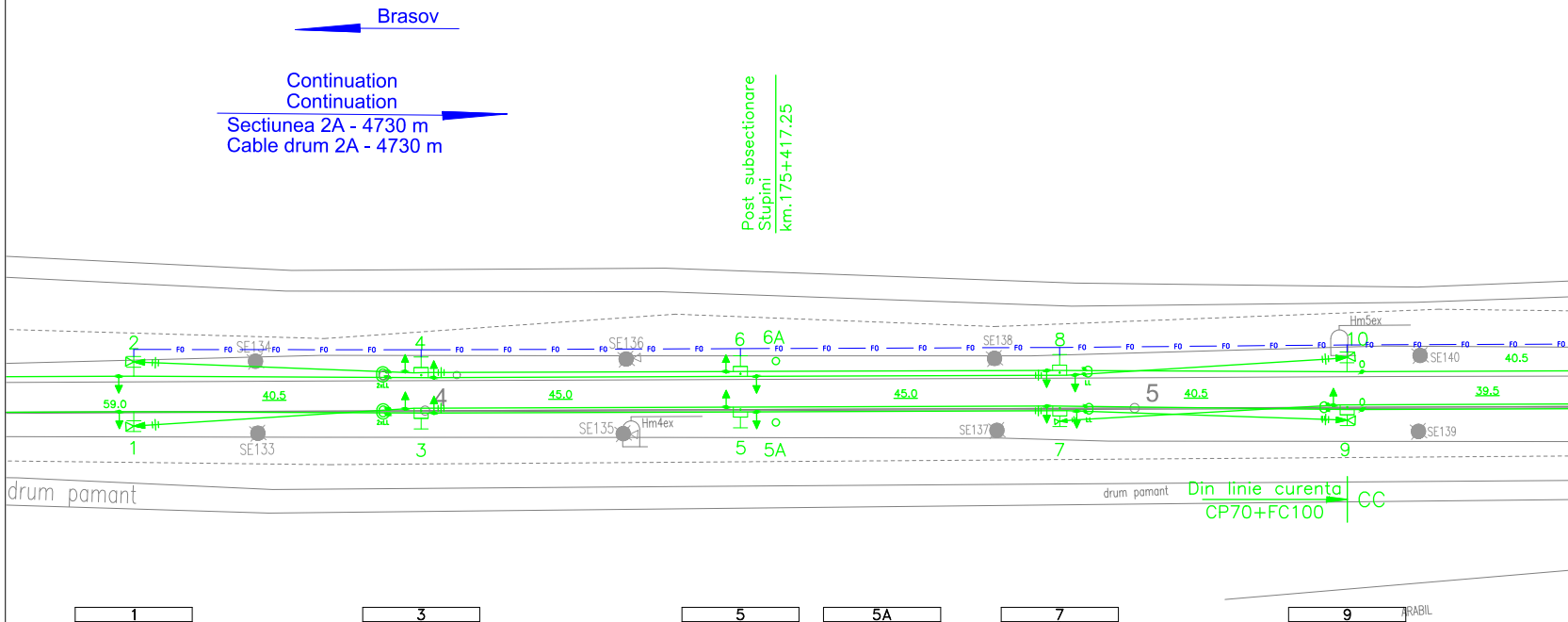
Brasov
Continuation
Continuation
Sectiunea 2A - 4730 m
Cable drum 2A - 4730 m
Post subsectionare
Stupini
km.175+417.25
2
4
6
6A
8
10
SE134
SE136
SE138
Hm5ex
SE140
FO
59.0
40.5
45.0
45.0
4
5
40.5
39.5
40.5
2xLL
SE133
SE135
Hm4ex
SE137
SE139
1
3
5
5A
7
9
drum pamant
drum pamant
Din linie curenta
CP70+FC100
CC
ARABIL

1	
H	359
3.00	–
An	–
–	–

E1	
5750	–
1400	–
7150	DD
−200	CO/–

3	
H	399.5
3.00	–
–	–
–	–

E1	
6250	–
1300	–
7550	A
+650	CO/–

E2	
5750	–
1400	–
7150	DI
+150	CO/–

5	
H	444.5
3.00	–
–	–
–	–

E1	
5750	–
2000	–
7750	DCM
+250	CO/–

E2	
5750	–
1300	–
7050	DCM
−250	CO/–

5A	
SECP6	449.5
–	–
–	–
–	–

7	
H	489.5
3.00	–
An	–
–	–

E1	
5750	–
1400	–
7150	DD
−150	CO/–

E2	
6250	–
1300	–
7550	A
−650	CO/–

9	
H	530
3.00	–
An	–
–	–

E1	
6100	–
1450	–
7550	A
−200	CO/–

E2	
5750	–
1400	–
7150	DD
0	CO/–

12	
H	570.5
3.00	–
–	–
–	–

E1	
5750	–
1400	–
7150	DD
–200	CO/–

13	
H	605.5
3.00	–
–	–
–	–

E1	
5750	–
1400	–
7150	DI
0	CO/–

14	
MU	608.5
–	–
–	–
–	–

E1	
5800	–
1400	–
7200	DD
0	CS/–

16	
H	641.5
3.00	–
–	–
–	–

E1	
5750	–
1400	–
7150	ICA
+100	CO/–

E2	
5800	–
1750	–
7550	DCA
–150	CO/–

18	
H	669.5
3.00	–
–	–
–	–

E1	
5750	–
1400	–
7150	DD
–200	CO/–

E2	
5800	–
1750	–
7550	DD
0	CO/–

20	
H	700.5
3.00	–
–	–
–	–

E1	
5750	–
1400	–
7150	DI
0	CO/–

E2	
5800	–
1750	–
7550	DI
+200	CO/–

22	
H	728.5
3.00	–
–	–
–	–

E1	
5800	–
1750	–
7550	DCA
–150	CO/–

E2	
5750	–
1400	–
7150	ICA
+100	CO/–

24	
H	764.5
3.00	–
As	–
–	–

E1	
5750	–
1400	–
7150	DD
–200	CO/–

26	
H	809.5
3.00	–
As	–
–	–

E1	
5750	–
1400	–
7150	DI
0	CO/–

28	
H	854.5
3.00	–
As	–
–	–

E1	
6100	–
1450	–
7550	A
0	CO/–

E2	
5750	–
1400	–
7150	DI
+200	CO/–

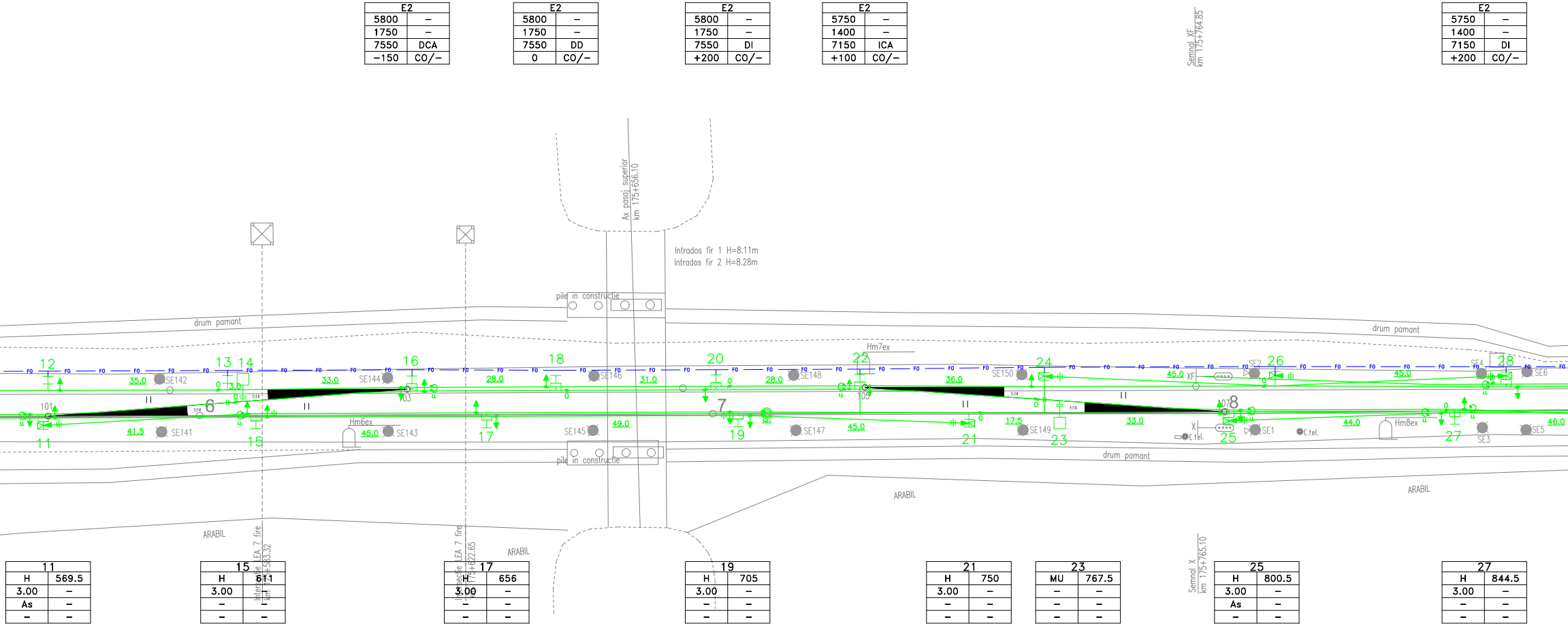
Semnal XF
km 175+764.85
Ax pasaj superior
km 175+656.10
Intrados fir 1 H=8.11m
Intrados fir 2 H=8.28m
pile in constructie
drum pamant
Hm7ex
12
13
14
16
18
20
22
24
26
28
35.0
SE142
33.0
SE144
28.0
SE146
31.0
28.0
SE148
36.0
SE150
45.0
XF
SE2
45.0
SE4
SE6
101
6
103
105
7
107
8
11
41.5
SE141
15
Hm6ex
45.0
SE143
17
SE145
49.0
19
SE147
45.0
21
17.5
SE149
23
33.0
X
C.tel.
25
SE1
C.tel.
44.0
Hm8ex
27
SE3
SE5
46.0
drum pamant
ARABIL
ARABIL
ARABIL
ARABIL
Intersectie LEA 7 fire
km 175+583.32
Intersectie LEA 7 fire
km 175+622.65
Semnal X
km 175+765.10

11	
H	569.5
3.00	–
As	–
–	–

E1	
5800	–
1750	–
7550	DCA
–150	CO/–

E2	
5750	–
1400	–
7150	ICA
+100	CO/–

15	
H	611
3.00	–
–	–
–	–

E1	
6250	–
1300	–
7550	A
+650	CO/–

E2	
5750	–
1400	–
7150	DI
+150	CO/–

17	
H	656
3.00	–
–	–
–	–

E1	
5750	–
2000	–
7750	DCM
+250	CO/–

E2	
5750	–
1300	–
7050	DCM
–250	CO/–

19	
H	705
3.00	–
–	–
–	–

E1	
5750	–
1400	–
7150	DD
–150	CO/–

E2	
6250	–
1300	–
7550	A
–650	CO/–

21	
H	750
3.00	–
–	–
–	–

E1	
5750	–
1400	–
7150	DI
0	CO/–

23	
MU	767.5
–	–
–	–
–	–

E1	
5800	–
1400	–
7200	DD
0	CS/–

25	
H	800.5
3.00	–
As	–
–	–

E1	
5800	–
1750	–
7550	DCA
–150	CO/–

E2	
5750	–
1400	–
7150	ICA
–100	CO/–

27	
H	844.5
3.00	–
–	–
–	–

E1	
6100	–
1750	–
7850	A
–200	CO/–

E2	
5750	–
1400	–
7150	DD
0	CO/–

E3	
6100	–
1350	–
7450	A
+200	CO/–

30	
H	890.5
3.45/TIII	–
As	–
–	–

E1	
5750	–
1400	–
7150	DCA
–100	CO/–

E2	
5800	–
1750	–
7550	ICA
+150	CO/–

32	
H	935.5
–	–
–	–
–	–

E1	
5750	–
1400	–
7150	ICA
+100	CO/–

E2	
5800	–
1750	–
7550	DCA
+150	CO/–

E3	
5750	–
1400	–
7150	DI
+200	CP/–

36	
H	978.5
3.00	–
–	–
–	–

E1	
5750	–
1400	–
7150	DD
–250	CO/–

35	
H	976
–	–
–	–
–	–

39	
H	021
–	–
–	–
–	–

E1	
5750	–
1400	–
7150	DD
–200	CO/–

38	
H	021
–	–
–	–
–	–

E1	
5750	–
1400	–
7150	DD
–200	CO/–

42	
H	066
–	–
–	–
–	–

E1	
5750	–
1400	–
7150	DI
+200	CO/–

41	
H	066
–	–
–	–
–	–

E1	
5750	–
1400	–
7150	DI
+200	CO/–

E2	
5750	–
1400	–
7150	DD
–200	CO/–

45	
H	111
–	–
–	–
–	–

E1	
5750	–
1400	–
7150	DD
–200	CO/–

44	
H	111
–	–
–	–
–	–

E1	
5750	–
1400	–
7150	DD
–200	CO/–

E2	
5750	–
1400	–
7150	DI
+200	CO/–

Fixare terminala
Terminal fastening

Sectiunea 2A - 4730 m
Cable drum 2A - 4730 m

Sectiunea 3S - 600 m
Cable drum 3S - 600 m

km 175+978.5
SE36

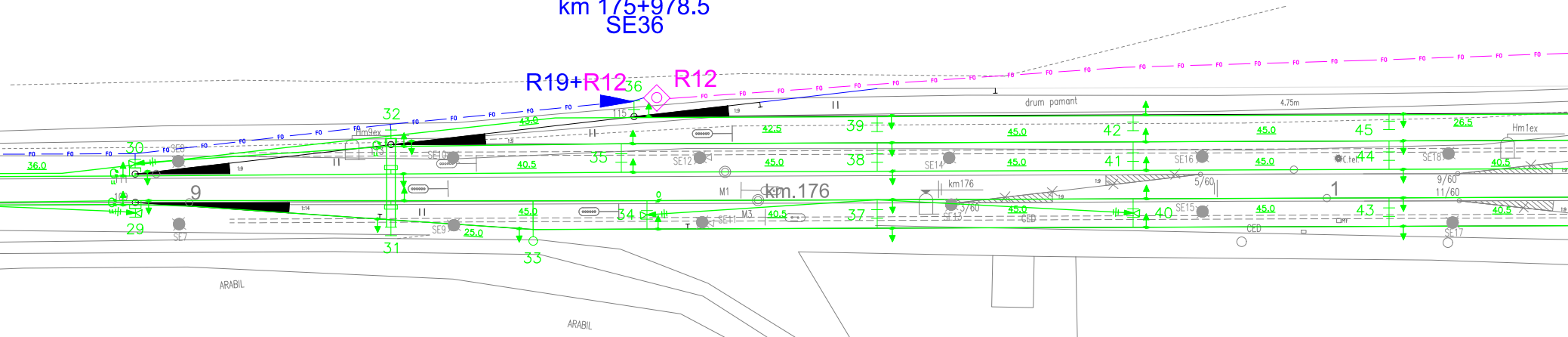
R19+R12
36
R12
32
30
29
9
31
33
34
35
37
38
39
40
41
42
43
44
45
1
km.176
km176
drum pamant
4.75m
Hm1ex
Hm9ex
ARABIL
ARABIL
FO
36.0
43.0
42.5
40.5
45.0
25.0
26.5
115
SE7
SE8
SE9
SE10
SE11
SE12
SE13
SE14
SE15
SE16
SE17
SE18
M1
M3
CED
C.tel
5/60
3/60
9/60
11/60

29	
H	890.5
3.00/T1	–
As	–
–	–

E1	
5800	–
1750	–
7750	ICA
+150	CO/–

E2	
5750	–
1400	–
7150	DCA
–100	CO/–

E4	
5750	–
1400	–
7150	DI
+200	CP/–

E5	
5750	–
1400	–
7150	DD
–250	CO/–

31	
H	935.5
–	–
–	–
–	–

33	
SECP6	960.5
3.00	–
–	–
–	–

E1	
5750	–
1400	–
7150	DD
–250	CO/–

34	
H	980.5
–	–
As	–
–	–

E1	
5750	–
1400	–
7150	DI
0	CO/–

E2	
5750	–
1400	–
7150	DD
–200	CO/–

37	
H	021
–	–
–	–
–	–

E1	
5750	–
1400	–
7150	DD
–200	CO/–

E2	
5750	–
1400	–
7150	DI
+200	CO/–

40	
H	066
–	–
As	–
–	–

E1	
5750	–
1400	–
7150	DI
+200	CO/–

E2	
5750	–
1400	–
7150	DD
–200	CO/–

43	
H	111
–	–
–	–
–	–

E1	
5750	–
1400	–
7150	DD
–200	CO/–

E2	
5750	–
1400	–
7150	DI
+200	CO/–

48	
H	151.5
–	–
–	–
–	–

E1	
5750	–
1400	–
7150	DI
+200	CO/–

51	
H	196.5
–	–
–	–
–	–

E1	
5750	–
1400	–
7150	DD
−200	CO/–

54	
H	241.5
–	–
–	–
–	–

E1	
5750	–
1400	–
7150	DI
+200	CO/–

57	
H	286.5
–	–
–	–
–	–

E1	
5750	–
1400	–
7150	DD
−200	CO/–

60	
H	331.5
–	–
As	–
–	–

E1	
5750	–
1400	–
7150	DI
+200	CO/–

63	
H	372
–	–
–	–
–	–

E1	
5750	–
1400	–
7150	DD
−200	CO/–

66	
H	412.5
–	–
As	–
–	–

E1	
5750	–
1400	–
7150	DI
+200	CO/–

47	
H	151.5
–	–
As	–
–	–

E1	
5750	–
1400	–
7150	DI
+200	CO/–

E2	
5750	–
1400	–
7150	DD
−200	CO/–

50	
H	196.5
–	–
–	–
–	–

E1	
5750	–
1400	–
7150	DD
−200	CO/–

E2	
6100	–
1450	–
7550	A
0	CO/–

53	
H	241.5
–	–
–	–
–	–

E1	
5750	–
1400	–
7150	DI
+200	CO/–

E2	
5750	–
1400	–
7150	DD
−200	CO/–

56	
H	286.5
–	–
As	–
–	–

E1	
5750	–
1400	–
7150	DD
−200	CO/–

E2	
5750	–
1400	–
7150	DI
+200	CO/–

59	
H	331.5
–	–
–	–
–	–

E1	
5750	–
1400	–
7150	DI
+200	CO/–

E2	
5750	–
1400	–
7150	DD
−200	CO/–

62	
H	372
–	–
–	–
–	–

E1	
5750	–
1400	–
7150	DD
−200	CO/–

E2	
5750	–
1400	–
7150	DI
+200	CO/–

65	
H	412.5
–	–
As	–
–	–

E1	
5750	–
1400	–
7150	DI
+200	CO/–

E2	
5750	–
1400	–
7150	DD
−200	CO/–

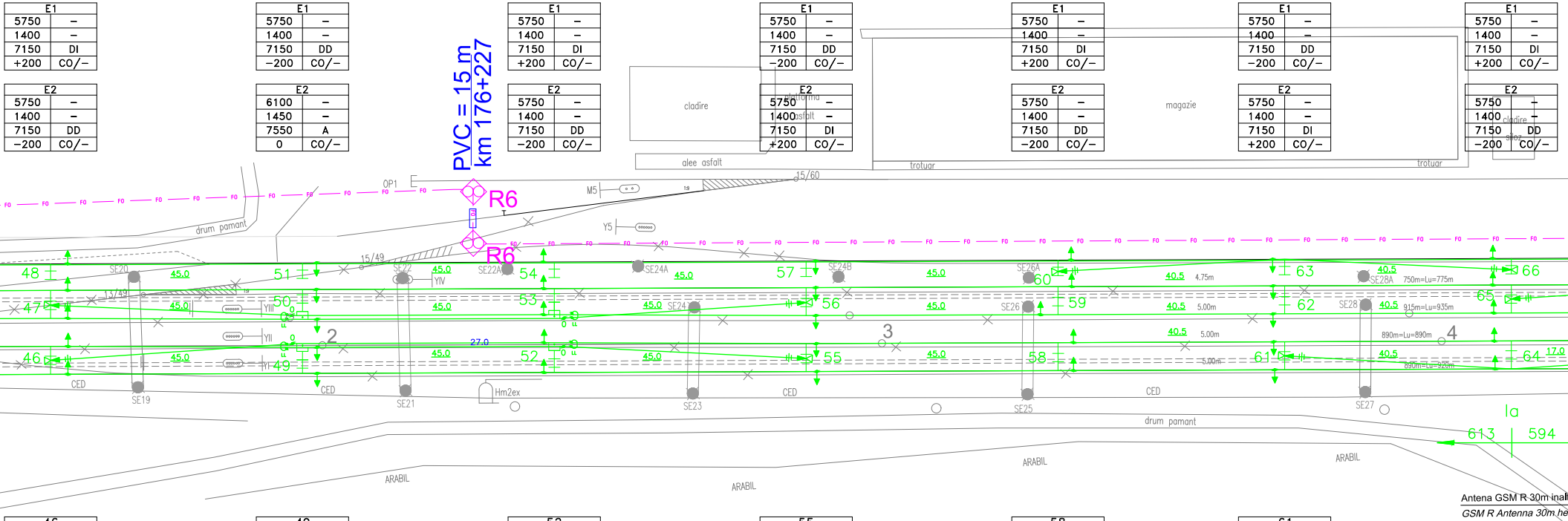
PVC = 15 m
km 176+227
R6
R6
OP1
M5
Y5
15/60
15/49
13/49
drum pamant
cladire
alee asfalt
platforma asfalt
magazie
trotuar
trotuar
cladire
siloz
SE19
SE20
SE21
SE22
SE22A
SE23
SE24
SE24A
SE24B
SE25
SE26
SE26A
SE27
SE28
SE28A
46
47
48
49
50
51
52
53
54
55
56
57
58
59
60
61
62
63
64
65
66
2
3
4
45.0
40.5
27.0
17.0
4.75m
5.00m
750m=Lu=775m
915m=Lu=935m
890m=Lu=890m
890m=Lu=920m
YII
YIII
YIV
CED
CED
CED
CED
Hm2ex
drum pamant
ARABIL
ARABIL
ARABIL
ARABIL
la
613
594
Antena GSM R 30m inal
GSM R Antenna 30m he

46	
H	151.5
–	–
As	–
–	–

E1	
5750	–
1400	–
7150	DI
+200	CO/–

E2	
5750	–
1400	–
7150	DD
−200	CO/–

49	
H	196.5
–	–
–	–
–	–

E1	
6100	–
1450	–
7550	A
0	CO/–

E2	
5750	–
1400	–
7150	DD
−200	CO/–

E3	
5750	–
1400	–
7150	DI
+200	CO/–

52	
H	241.5
–	–
–	–
–	–

E1	
5750	–
1400	–
7150	DI
+200	CO/–

E2	
6100	–
1450	–
7550	A
0	CO/–

E3	
5750	–
1400	–
7150	DD
−200	CO/–

55	
H	286.5
–	–
As	–
–	–

E1	
5750	–
1400	–
7150	DD
−200	CO/–

E2	
5750	–
1400	–
7150	DI
+200	CO/–

58	
H	331.5
–	–
–	–
–	–

E1	
5750	–
1400	–
7150	DI
+200	CO/–

E2	
5750	–
1400	–
7150	DD
−200	CO/–

61	
H	372
–	–
As	–
–	–

E1	
5750	–
1400	–
7150	DD
−200	CO/–

E2	
5750	–
1400	–
7150	DI
+200	CO/–

Sectiunea 3S -
Cable drum 3S

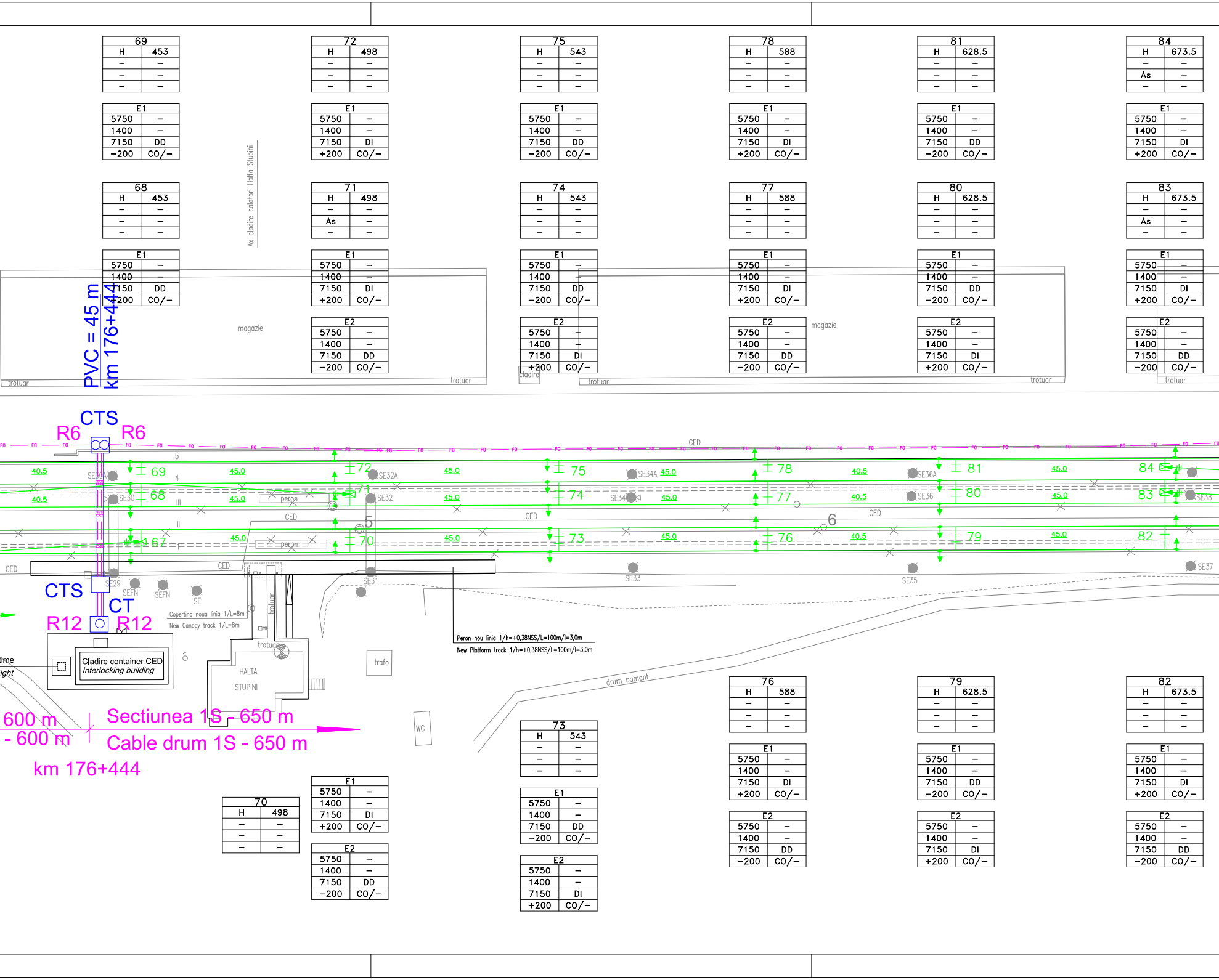
69 | H 453 | – – | – – | – –
E1 | 5750 – | 1400 – | 7150 DD | –200 CO/–
68 | H 453 | – – | – – | – –
E1 | 5750 – | 1400 – | 7150 DD | +200 CO/–
72 | H 498 | – – | – – | – –
E1 | 5750 – | 1400 – | 7150 DI | +200 CO/–
71 | H 498 | – – | As – | – –
E1 | 5750 – | 1400 – | 7150 DI | +200 CO/–
E2 | 5750 – | 1400 – | 7150 DD | –200 CO/–
75 | H 543 | – – | – – | – –
E1 | 5750 – | 1400 – | 7150 DD | –200 CO/–
74 | H 543 | – – | – – | – –
E1 | 5750 – | 1400 – | 7150 DD | –200 CO/–
E2 | 5750 – | 1400 – | 7150 DI | +200 CO/–
78 | H 588 | – – | – – | – –
E1 | 5750 – | 1400 – | 7150 DI | +200 CO/–
77 | H 588 | – – | – – | – –
E1 | 5750 – | 1400 – | 7150 DI | +200 CO/–
E2 | 5750 – | 1400 – | 7150 DD | –200 CO/–
81 | H 628.5 | – – | – – | – –
E1 | 5750 – | 1400 – | 7150 DD | –200 CO/–
80 | H 628.5 | – – | – – | – –
E1 | 5750 – | 1400 – | 7150 DD | –200 CO/–
E2 | 5750 – | 1400 – | 7150 DI | +200 CO/–
84 | H 673.5 | – – | As – | – –
E1 | 5750 – | 1400 – | 7150 DI | +200 CO/–
83 | H 673.5 | – – | As – | – –
E1 | 5750 – | 1400 – | 7150 DI | +200 CO/–
E2 | 5750 – | 1400 – | 7150 DD | –200 CO/–
Ax cladire calatori Halta Stupini
magazie
magazie
trotuar
trotuar
trotuar
trotuar
trotuar
cladire
PVC = 45 m
km 176+444
CTS
R6
R6
FO
CED
5
4
III
II
69
68
67
72
71
70
75
74
73
78
77
76
81
80
79
84
83
82
5
6
40.5
45.0
SE30A
SE30
SE32A
SE32
SE34A
SE34
SE36A
SE36
SE38
SE37
SE35
SE33
SE31
SE29
SEFN
SEFN
SE
peron
peron
CED
CED
CED
CED
CTS
CT
R12
R12
Cladire container CED
Interlocking building
time
ight
Copertina noua linia 1/L=8m
New Canopy track 1/L=8m
trotuar
trotuar
HALTA
STUPINI
trafo
WC
Peron nou linia 1/h=+0,38NSS/L=100m/l=3,0m
New Platform track 1/h=+0,38NSS/L=100m/l=3,0m
drum pamant
600 m
- 600 m
Sectiunea 1S - 650 m
Cable drum 1S - 650 m
km 176+444
70 | H 498 | – – | – – | – –
E1 | 5750 – | 1400 – | 7150 DI | +200 CO/–
E2 | 5750 – | 1400 – | 7150 DD | –200 CO/–
73 | H 543 | – – | – – | – –
E1 | 5750 – | 1400 – | 7150 DD | –200 CO/–
E2 | 5750 – | 1400 – | 7150 DI | +200 CO/–
76 | H 588 | – – | – – | – –
E1 | 5750 – | 1400 – | 7150 DI | +200 CO/–
E2 | 5750 – | 1400 – | 7150 DD | –200 CO/–
79 | H 628.5 | – – | – – | – –
E1 | 5750 – | 1400 – | 7150 DD | –200 CO/–
E2 | 5750 – | 1400 – | 7150 DI | +200 CO/–
82 | H 673.5 | – – | – – | – –
E1 | 5750 – | 1400 – | 7150 DI | +200 CO/–
E2 | 5750 – | 1400 – | 7150 DD | –200 CO/–

87	
H	718.5
–	–
–	–
–	–

E1	
5750	–
1400	–
7150	DD
–200	CO/–

86	
H	718.5
–	–
–	–
–	–

E1	
6100	–
1450	–
7550	A
0	CO/–

E2	
5750	–
1400	–
7150	DD
–200	CO/–

90	
H	767
–	–
–	–
–	–

E1	
5750	–
1400	–
7150	DI
+200	CO/–

89	
H	767
–	–
As	–
–	–

E1	
5800	–
1750	–
7550	DCA
–150	CO/–

E2	
5750	–
1400	–
7150	ICA
+100	CO/–

92	
H	803.5
–	–
As	–
–	–

E1	
5750	–
1400	–
7150	DD
–200	CO/–

E2	
5750	–
1400	–
7150	DI
+200	CO/–

93	
H	809
–	–
–	–
–	–

E1	
5750	–
1400	–
7150	ICA
+100	CO/–

E2	
5800	–
1750	–
7550	DCA
–150	CO/–

94	
H	844
–	–
–	–
–	–

E1	
5750	–
1400	–
7150	DI
+200	CO/–

E2	
6100	–
1450	–
7550	A
0	CO/–

E3	
5750	–
1400	–
7150	DD
–250	CO/–

E4	
6250	–
1300	–
7550	A
0	CP/–

96	
H	880
–	–
As	–
–	–

E1	
5750	–
1400	–
7150	DD
–200	CO/–

E2	
5750	–
1400	–
7150	DI
+150	CP/–

E3	
5750	–
1400	–
7150	DI
+150	CP/–

E4	
6250	–
1300	–
7550	A
+350	CP/–

98	
H	918
3.00/T4	–
–	–
–	–

E1	
6250	–
1600	–
7850	A
+100	CO/–

E2	
5800	–
1750	–
7550	ICA
+150	CO/–

E3	
5750	–
1400	–
7150	DCA
–100	CO/–

100	
H	923
3.00	–
–	–
–	–

E1	
6100	–
1450	–
7550	A
0	CO/–

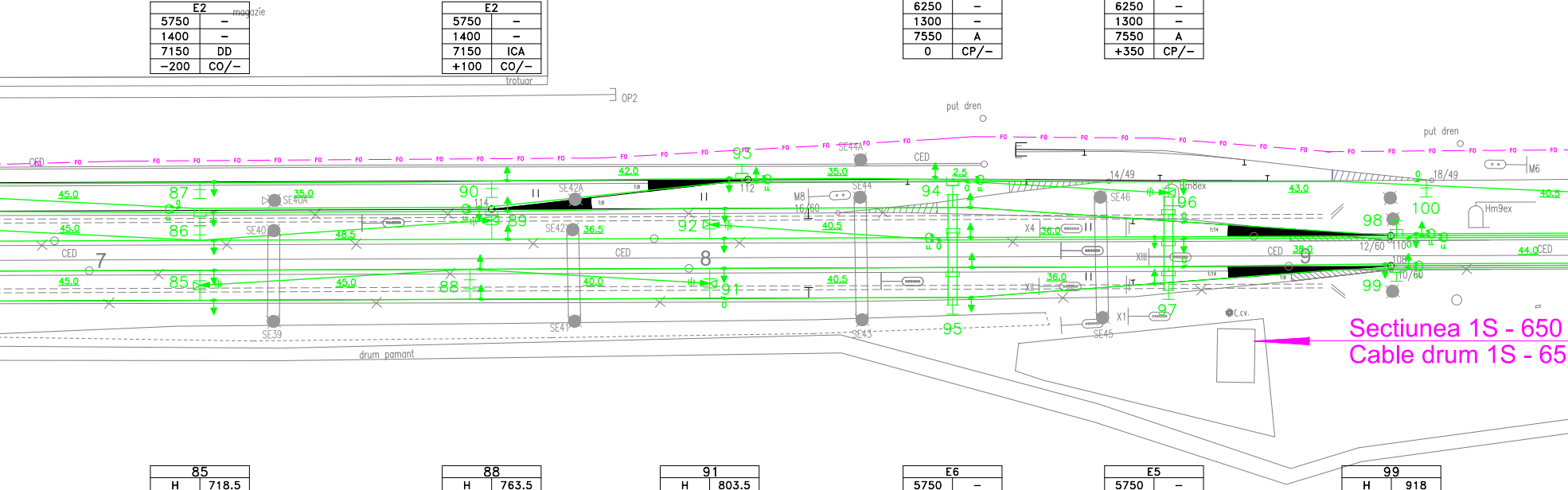
magazie
trotuar
OP2
put dren
put dren
CED
FO
SE44A
14/49
18/49
M6
Hm8ex
Hm9ex
87
86
85
7
SE40A
SE40
SE39
90
114
89
88
SE42A
SE42
SE41
93
112
92
91
8
M8
16/60
SE44
SE43
94
95
SE46
SE45
96
97
X4
XIII
XII
X1
C.cv.
98
99
100
12/60
110
108
10/60
9
45.0
45.0
45.0
35.0
48.5
45.0
42.0
36.5
40.0
35.0
40.5
40.5
2.5
36.0
36.0
43.0
38.0
40.5
44.0
drum pamant
Sectiunea 1S - 650
Cable drum 1S - 65

85	
H	718.5
–	–
As	–
–	–

E1	
5750	–
1400	–
7150	DD
–200	CO/–

E2	
5750	–
1400	–
7150	DI
+200	CO/–

88	
H	763.5
–	–
–	–
–	–

E1	
5750	–
1400	–
7150	DI
+200	CO/–

E2	
5750	–
1400	–
7150	DD
–200	CO/–

91	
H	803.5
–	–
As	–
–	–

E1	
5750	–
1400	–
7150	DD
–200	CO/–

E2	
5750	–
1400	–
7150	DD
–200	CO/–

E6	
5750	–
1400	–
7150	DI
+200	CP/–

E7	
5750	–
1400	–
7150	DD
–250	CO/–

95	
H	844
–	–
–	–
–	–

E5	
5750	–
1400	–
7150	DD
0	CP/–

E6	
5750	–
1400	–
7150	DI
+150	CO/–

97	
H	880
–	–
–	–
–	–

99	
H	918
3.00/T1	–
–	–
–	–

E1	
5750	–
1400	–
7150	DCA
–100	CO/–

E2	
5800	–
1750	–
7550	ICA
+150	CO/–

103	
H	963.5
–	–
As	–
–	–

102	
H	962
3.00	–
–	–
–	–

E1	
5800	–
1650	–
7450	DI
+200	CO/–

E2	
5750	–
1400	–
7150	DD
0	CO/–

104	
H	005.5
3.00	–
As	–
–	–

E1	
5800	–
1750	–
7550	DCA
–150	CO/–

E2	
5750	–
1400	–
7150	ICA
+100	CO/–

108	
H	051.5
3.00	–
As	–
–	–

E1	
5750	–
1400	–
7150	DI
0	CO/–

110	
H	096.5
3.00	–
–	–
–	–

E1	
6250	–
1300	–
7550	A
–650	CO/–

E2	
5750	–
1400	–
7150	DD
–150	CO/–

112	
H	145.5
3.00	–
–	–
–	–

E1	
5750	–
1300	–
7050	DCM
–250	CO/–

E2	
5750	–
2000	–
7750	DCM
+250	CO/–

114	
H	190.5
3.00	–
–	–
–	–

E1	
5750	–
1400	–
7150	DI
+150	CO/–

E2	
6250	–
1300	–
7550	A
+650	CO/–

118	
H	236.5
3.00	–
As	–
–	–

E1	
5750	–
1400	–
7150	ICA
+100	CO/–

E2	
5800	–
1750	–
7550	DCA
–150	CO/–

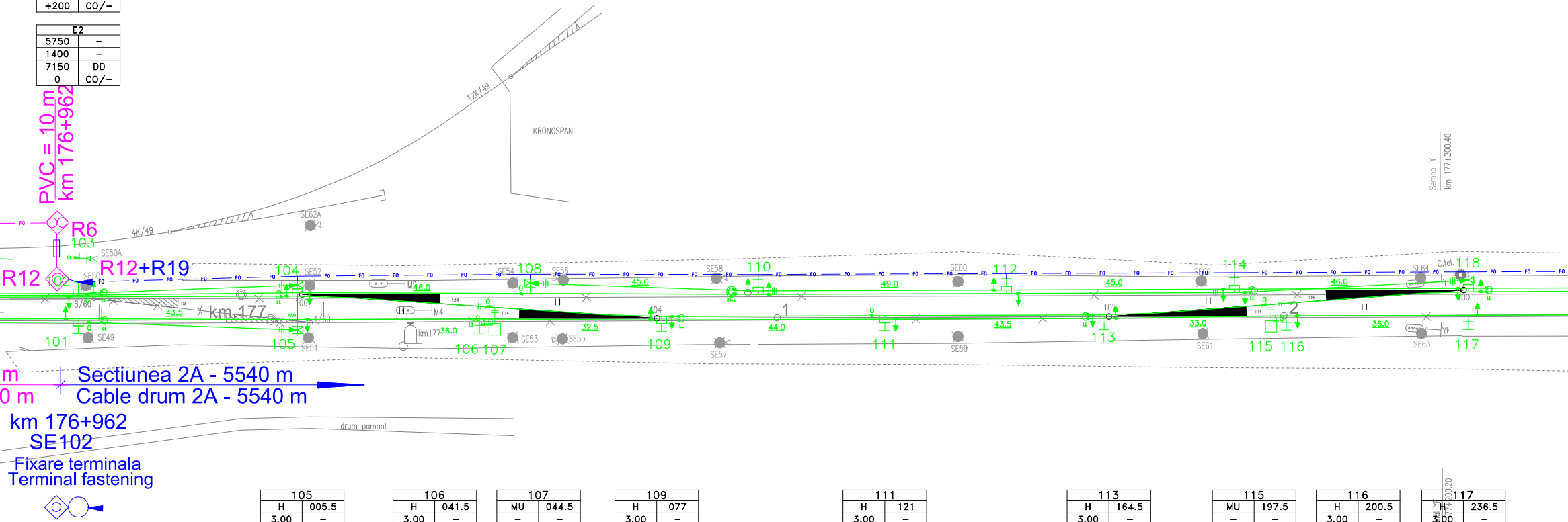
PVC = 10 m
km 176+962
12K/49
KRONOSPAN
4K/49
SE62A
Semnal Y
km 177+200.40
R6
103
SE50A
R12
R12+R19
104
SE52
108
SE54
SE56
110
SE58
SE60
112
114
SE64
C.tel.
118
46.0
45.0
49.0
45.0
46.0
M2
M4
8/60
43.5
km 177
105
SE51
101
SE49
km177
36.0
106 107
SE53
SE55
32.5
109
SE57
44.0
111
SE59
43.5
102
113
33.0
SE61
115 116
36.0
SE63
117
1
2
Sectiunea 2A - 5540 m
Cable drum 2A - 5540 m
km 176+962
SE102
Fixare terminala
Terminal fastening
drum pamant

105	
H	005.5
3.00	–
As	–
–	–

E1	
5750	–
1400	–
7150	DD
–200	CO/–

106	
H	041.5
3.00	–
–	–
–	–

E1	
5750	–
1400	–
7150	DI
0	CO/–

107	
MU	044.5
–	–
–	–
–	–

E1	
5800	–
1400	–
7200	DD
0	CS/–

109	
H	077
3.00	–
–	–
–	–

E1	
5750	–
1400	–
7150	ICA
+100	CO/–

E2	
5800	–
1750	–
7550	DCA
–150	CO/–

111	
H	121
3.00	–
–	–
–	–

E1	
5800	–
1750	–
7550	DD
0	CO/–

E2	
5750	–
1400	–
7150	DD
–200	CO/–

113	
H	164.5
3.00	–
–	–
–	–

E1	
5800	–
1750	–
7550	DCA
–150	CO/–

E2	
5750	–
1400	–
7150	ICA
+100	CO/–

115	
MU	197.5
–	–
–	–
–	–

E1	
5800	–
1400	–
7200	DD
0	CS/–

116	
H	200.5
3.00	–
–	–
–	–

E1	
5750	–
1400	–
7150	DD
–200	CO/–

117	
H	236.5
3.00	–
–	–
–	–

E1	
5750	–
1400	–
7150	DI
+200	CO/–

120	
H	280.5
3.00	–
An	–
–	–

E1	
5750	–
1400	–
7150	DI
0	CO/–

E2	
6100	–
1450	–
7550	A
+200	CO/–

122	
H	320.5
3.00	–
An	–
–	–

E1	
6250	–
1300	–
7550	A
-650	CO/–

E2	
5750	–
1400	–
7150	DD
-150	CO/–

124	
H	365.5
3.00	–
–	–
–	–

E1	
5750	–
1300	–
7050	DCM
-250	CO/–

E2	
5750	–
2000	–
7750	DCM
+250	CO/–

126	
H	410.5
3.00	–
–	–
–	–

E1	
5750	–
1400	–
7150	DI
+150	CO/–

E2	
6250	–
1300	–
7550	A
+650	CO/–

128	
H	450.5
3.00	–
An	–
–	–

E1	
5750	–
1400	–
7150	DD
-200	CO/–

LEGENDA
LEGEND

CTM ◇	Camereta cu mufa de jonctiune Handhole with junction box
CTM ◇◇	Camereta cu rezerva Handhole with cable reserve
CT ▢	Camera de tragere cu mufa de jonctiune Manhole with junction box
CT ▢	Camera de tragere cu rezerva Manhole with cable reserve
CTS □	Camera de tragere speciala pentru subtraversare Special manhhole for undercrossing
▶○◀	Fixare mediana Median fastening
▶○◇	Fixare terminala Terminal fastening
— FO —	Cablu cu fibre optice aerian Aerial optical fiber cable
— FO —	Cablu cu fibre optice subteran Underground optical fiber cable
—▭—	Teava PVC Φ 110 mm / canal metalic PVC pipe Φ 110 mm / metallic chanel

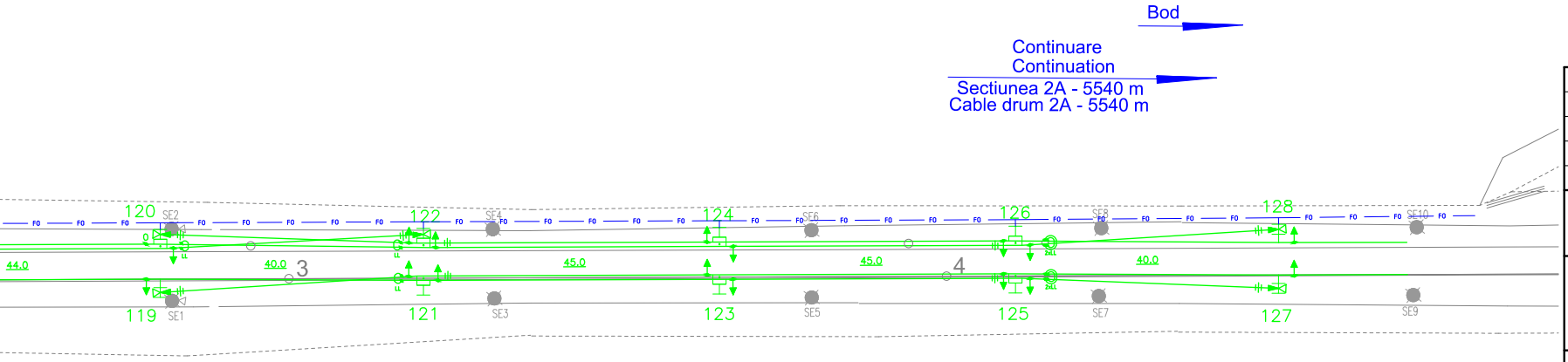
Bod
Continuare
Continuation
Sectiunea 2A - 5540 m
Cable drum 2A - 5540 m
120
122
124
126
128
119
121
123
125
127
SE1
SE2
SE3
SE4
SE5
SE6
SE7
SE8
SE9
SE10
FO
44.0
40.0
3
45.0
45.0
4
40.0
2xLL

119	
H	280.5
3.00	–
An	–
–	–

E1	
5750	–
1400	–
7150	DD
-200	CO/–

121	
H	320.5
3.00	–
–	–
–	–

E1	
6250	–
1300	–
7550	A
+650	CO/–

E2	
5750	–
1400	–
7150	DI
+150	CO/–

123	
H	365.5
3.00	–
–	–
–	–

E1	
5750	–
2000	–
7750	DCM
+250	CO/–

E2	
5750	–
1300	–
7050	DCM
+250	CO/–

125	
H	410.5
3.00	–
–	–
–	–

E1	
5750	–
1400	–
7150	DD
-200	CO/–

E2	
6250	–
1300	–
7550	A
-650	CO/–

127	
H	450.5
3.00	–
An	–
–	–

E1	
5750	–
1400	–
7150	DI
+200	CO/–

D				
C				
B				
A				
Indice Index	Data Date	Modificare Modification/Revision	Proiectant Designer	Aprobat Consultan Approved Consulta

GUVERNUL ROMANIEI
ROMANIAN GOVERNMENT

PROIECT FINANŢAT DE UNIUNEA EUROPEA
EUROPEAN UNION FINANCED PROJE

C.N.C.F. "C.F.

CLIENT / CLIENT

GRUPPO FERROVIE DELLO STATO
Joint Venture leader

CONSULTANT / CONSULTANT

			Data Date
Aprobat Approved	Şef proiect Project manager	R. Liuzza	
Aprobat Approved	Coordonator Secţiune 1 Section 1 Coordinator	C. Gambelli	
Verificat Checked	Verificator Verifier	Pino Amodio	

SUBCONTRACTANT / SUBCONTRACTOR

Aprobat Approved	Responsabil Subconsultant Subconsultant Responsible	A.Stanciu - Dinulescu	11.20
Întocmit Elaborated	Proiectant Designer	Gabriela Trifan	11.20

Reabilitarea liniei de cale ferata Braşov - Simeria, parte componentă a coridorului IV Pan European, pentru circulaţia trenurilor cu viteza maximă de 160 km/h,
Tronsonul : Braşov - Sighişoara
Rehabilitation of the railway line Braşov - Simeria, component Part of the IV Pan-European Corridor, for the trains circulation with maximum speed of 160 km/h,
Section : Braşov - Sighişoara

Denumire desen / Drawing Title :

Statia - STUPINI - Station
CABLU CU FIBRE OPTICE (Cablul 1)
Plan de situatie
FIBER OPTIC CABLE (cable 1)
Layout Plan

Codificare / Codification System

Scara / Scale

LOT

E A 5 1 0 1 E 0 3 L 8 S E 0 0 9 7

t nt	Aprobat CFR Approved CFR

ANĂ
ECT

R." - S.A.

TECNIC
Consulting Engineers

	Semnătură Signature

11

11

Proiect/Project
2004/RO/16/P/PA/003

Faza / Phase:
P.Th. / T.D.

LOT	Nr. / No 01 / 01
0 0 1	1