
2
H
234.5
FCB
An
E
DD
CO
FO
4
H
275
FCB
E1
A
CO
E2
ID
CO
FO
6
H
320
FCB
E1
DD
CO
E2
ICM
CO
FO
8
H
365
FCB
E1
ID
CO
10
H
405.5
FCB
An
E
ID
CO
FO
Stupini
Continuare
Continuation
Sectiunea 2A - 5540 m
Cable drum 2A - 5540 m
Fixare terminala
Terminal fastening
Sectiunea 2A - 5540 m
Cable drum 2A - 5540 m
Cable drum 3S - 1160 m
Sectiunea 3S - 1160 m
km 182+365
SE8
R19 m+12 m
R12 m
Hm3ex
SE180
SE182
SE179
SE181
SE1
B182.2
FO
40.5
45.0
45.0
40.5
1
2
3
4
5
6
7
8
9
10
3
4
1
H
234.5
FCB
An
E
ID
CO
FO
3
H
275
FCB
E1
A
CO
E2
ID
CO
FO
5
H
320
FCB
E1
ICM
CO
E2
DD
CO
FO
7
H
365
FCB
An
E1
ID
CO
E2
A
CO
FO
9
H
405.5
FCB
An
E1
A
CO
E2
DD
CO
FO

11	
H	434
	FCB
An	

FO	

13	
H	446
	FCB

E	
	DD
	CO

FO	

15	
H	482
	FCB

E1	
	DD
	CO

E2	
	DC
	CO

FO	

16	
Mu	484.5
	FMU

E	
	IC
	CS

FO	

18	
H	517
	FCB

E1	
	DD
	CO

E2	
	ICA
	CO

E3	
	DC
	CO

FO	

20	
H	563
	FCB

E1	
	ID
	CO

E2	
	ID
	CO

E3	
	DD
	CO

FO	

22	
H	609
	FCB

E1	
	DD
	CO

E2	
	DC
	CO

E3	
	ICA
	CO

FO	

24	
H	644.5
	FCB

E1	
	ID
	CO

E2	
	A
	CO

E3	
	DD
	CO

FO	

28	
H	687.5
	FCB

E1	
	IC
7	CO

E2	
	DC
7	CO

E3	
	ICA
7	CO

FO	

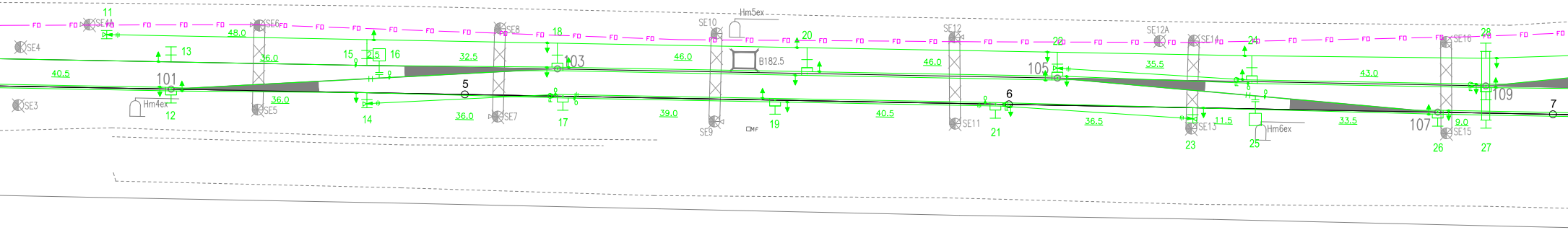

11
SE4A
SE6
SE8
18
SE10
Hm5ex
20
SE12
22
SE12A
SE14
24
SE16
28
FO
SE4
48.0
13
36.0
15
25
16
32.5
103
46.0
B182.5
46.0
105
35.5
43.0
40.5
101
5
6
109
7
SE3
Hm4ex
12
36.0
SE5
14
36.0
SE7
17
39.0
SE9
Mf
19
40.5
SE11
21
36.5
SE13
11.5
23
Hm6ex
25
33.5
107
9.0
SE15
26
27

12	
H	446
	FCB

E1	
	DC
	CO

E2	
	ICA
	CO

FO	

14	
H	482
	FCB
An	

E	
	DD
	CO

FO	

17	
H	518
	FCB

E1	
	A
	CO

E2	
	ID
	CO

FO	

19	
H	557
	FCB

E1	
	ICM
	CO

E2	
	DC
	CO

FO	

21	
H	597.5
	FCB

E1	
	ID
	CO

E2	
	A
	CO

FO	

23	
H	634
	FCB
An	

E	
	DD
	CO

FO	

25	
Mu	645.5
	FMU

E	
	IC
	CS

FO	

26	
H	679
	FCB

E1	
	ID
	CO

E2	
	DD
	CO

FO	

27	
H	688
	FCB

FO	

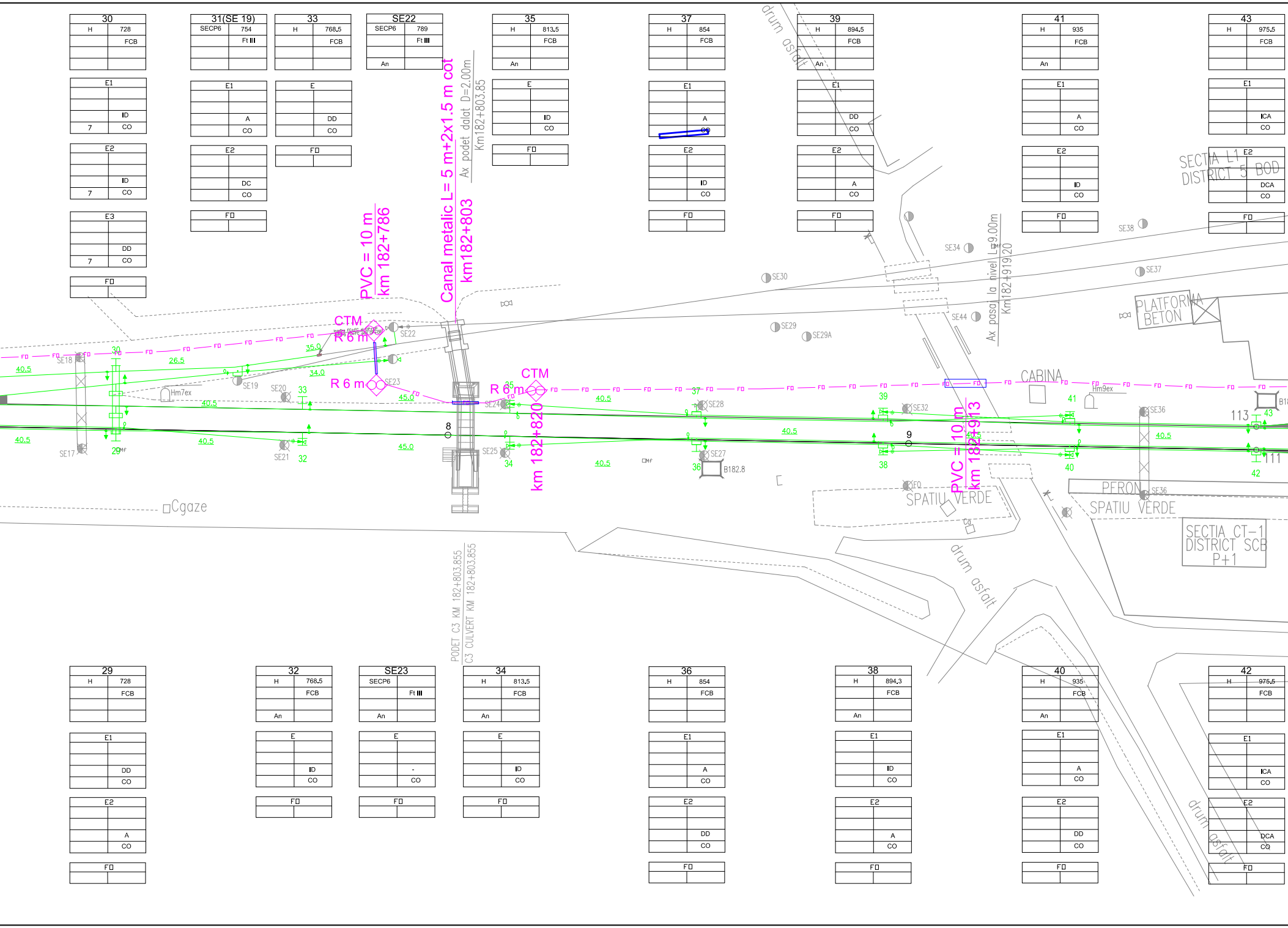
30
H 728
FCB
E1
ID
7 CO
E2
ID
7 CO
E3
DD
7 CO
FO
31(SE 19)
SECP6 754
Ft III
E1
A
CO
E2
DC
CO
FO
33
H 768.5
FCB
E
DD
CO
FO
SE22
SECP6 789
Ft III
An
35
H 813.5
FCB
An
E
ID
CO
FO
37
H 854
FCB
E1
A
CO
E2
ID
CO
FO
39
H 894.5
FCB
An
E1
DD
CO
E2
A
CO
FO
41
H 935
FCB
An
E1
A
CO
E2
ID
CO
FO
43
H 975.5
FCB
E1
ICA
CO
E2
DCA
CO
FO
PVC = 10 m
km 182+786
Canal metalic L= 5 m+2x1.5 m cot
km182+803
Ax podet dalat D=2.00m
Km182+803.85
CTM
R 6 m
CTM
R 6 m
R 6 m
PVC = 10 m
km 182+820
PVC = 10 m
km 182+913
Ax pasaj la nivel L=9.00m
Km182+919.20
drum asfalt
SECTIA L1 BOD
DISTRICT 5
PLATFORMA BETON
CABINA
PERON
SPATIU VERDE
SPATIU VERDE
SECTIA CT-1
DISTRICT SCB
P+1
Cgaze
Hm7ex
Hm9ex
B182.8
SE17
SE18
SE19
SE20
SE21
SE22
SE23
SE24
SE25
SE27
SE28
SE29
SE29A
SE30
SE32
SE34
SE36
SE37
SE38
SE44
26.5
34.0
35.0
40.5
45.0
8
9
113
111
PODET C3 KM 182+803.855
C3 CULVERT KM 182+803.855
29
H 728
FCB
E1
DD
CO
E2
A
CO
FO
32
H 768.5
FCB
An
E
ID
CO
FO
SE23
SECP6
Ft III
An
E
-
CO
FO
34
H 813.5
FCB
An
E
ID
CO
FO
36
H 854
FCB
E1
A
CO
E2
DD
CO
FO
38
H 894.3
FCB
An
E1
ID
CO
E2
A
CO
FO
40
H 935
FCB
An
E1
A
CO
E2
DD
CO
FO
42
H 975.5
FCB
E1
ICA
CO
E2
DCA
CO
FO

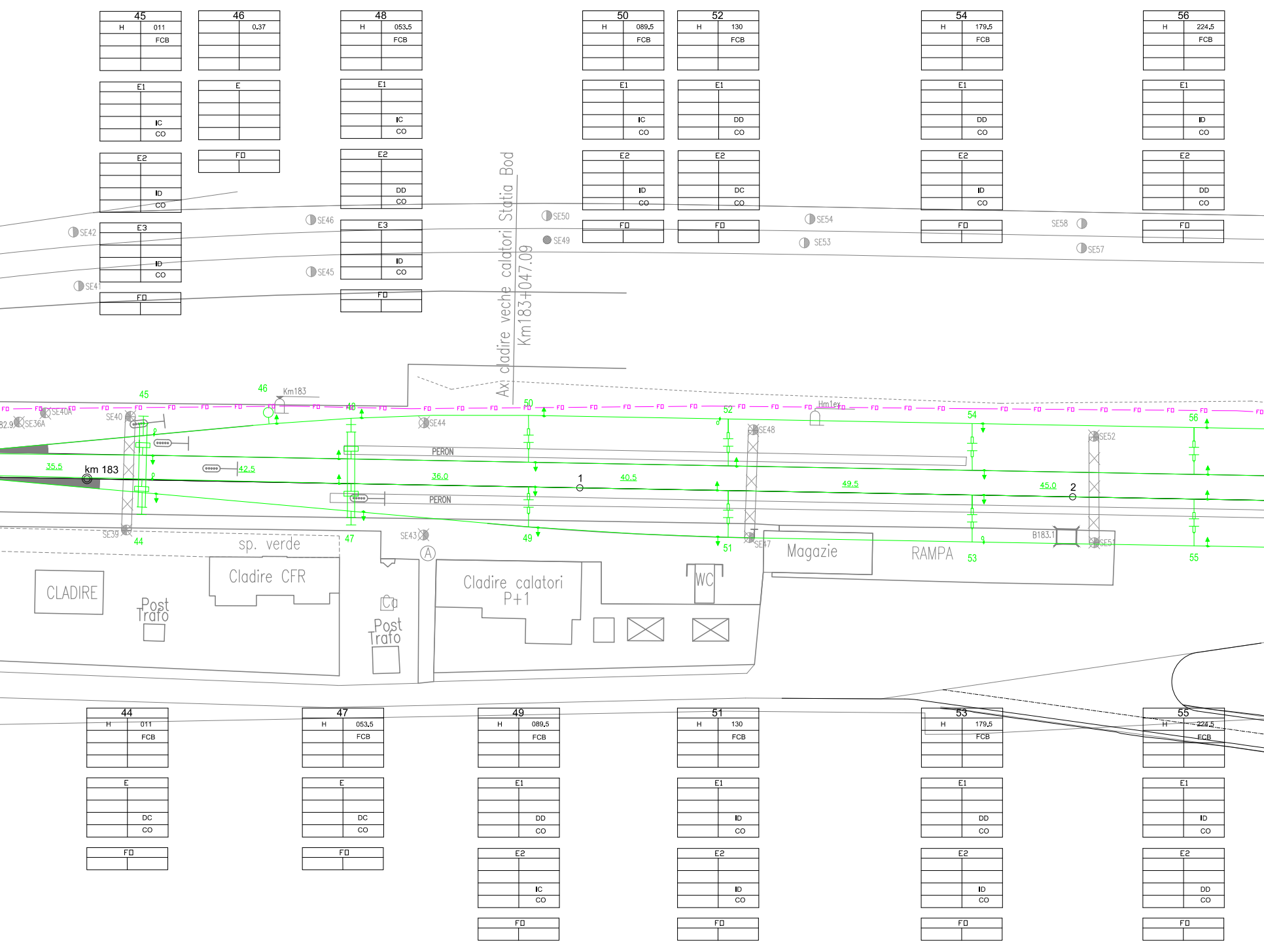
45
H
011
FCB
E1
IC
CO
E2
ID
CO
E3
ID
CO
FD
46
0.37
E
FD
48
H
053.5
FCB
E1
IC
CO
E2
DD
CO
E3
ID
CO
FD
50
H
089.5
FCB
E1
IC
CO
E2
ID
CO
FD
52
H
130
FCB
E1
DD
CO
E2
DC
CO
FD
54
H
179.5
FCB
E1
DD
CO
E2
ID
CO
FD
56
H
224.5
FCB
E1
ID
CO
E2
DD
CO
FD
Ax cladire veche calatori Statia Bod
Km183+047.09
SE36A
SE39
SE40
SE40A
SE41
SE42
SE43
SE44
SE45
SE46
SE47
SE48
SE49
SE50
SE51
SE52
SE53
SE54
SE57
SE58
Km183
Hm1ex
km 183
35.5
42.5
36.0
40.5
49.5
45.0
1
2
PERON
PERON
B183.1
sp. verde
CLADIRE
Post Trafo
Cladire CFR
Post Trafo
Cladire calatori P+1
WC
Magazie
RAMPA
44
47
49
51
53
55
H
011
FCB
E
DC
CO
FD
H
053.5
FCB
E
DC
CO
FD
H
089.5
FCB
E1
DD
CO
E2
IC
CO
FD
H
130
FCB
E1
ID
CO
E2
ID
CO
FD
H
179.5
FCB
E1
DD
CO
E2
ID
CO
FD
H
224.5
FCB
E1
ID
CO
E2
DD
CO
FD

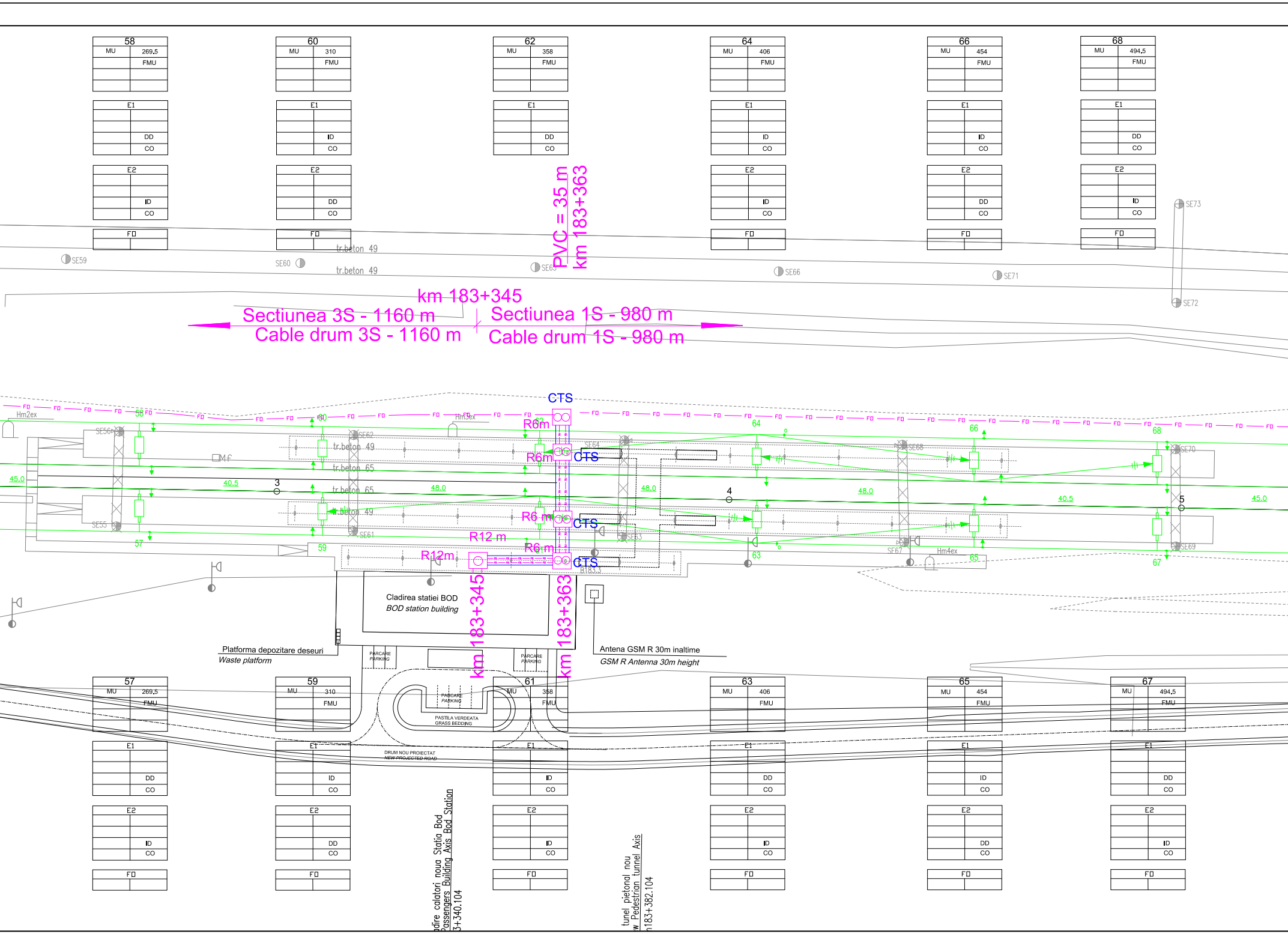
58
MU
269,5
FMU
E1
DD
CO
E2
ID
CO
FO
60
MU
310
FMU
E1
ID
CO
E2
DD
CO
FO
62
MU
358
FMU
E1
DD
CO
PVC = 35 m
km 183+363
64
MU
406
FMU
E1
ID
CO
E2
ID
CO
FO
66
MU
454
FMU
E1
ID
CO
E2
DD
CO
FO
68
MU
494,5
FMU
E1
DD
CO
E2
ID
CO
FO
SE59
SE60
SE65
SE66
SE71
SE72
SE73
tr.beton 49
tr.beton 49
km 183+345
Sectiunea 3S - 1160 m
Cable drum 3S - 1160 m
Sectiunea 1S - 980 m
Cable drum 1S - 980 m
CTS
R6m
R6m
CTS
R6 m
CTS
R12 m
R12m
R6 m
CTS
Hm2ex
Hm3ex
Hm4ex
SE56
SE62
SE64
SE68
SE70
SE55
SE61
SE63
SE67
SE69
tr.beton 49
tr.beton 65
tr.beton 65
tr.beton 49
45.0
40.5
48.0
48.0
48.0
40.5
45.0
3
4
5
57
58
59
60
62
63
64
65
66
67
68
Mf
B183.3
km 183+345
km 183+363
Cladirea statiei BOD
BOD station building
Platforma depozitare deseuri
Waste platform
PARCARE
PARKING
PARCARE
PARKING
PARCARE
PARKING
PASTILA VERDEATA
GRASS BEDDING
DRUM NOU PROIECTAT
NEW PROJECTED ROAD
Antena GSM R 30m inaltime
GSM R Antenna 30m height
57
MU
269,5
FMU
E1
DD
CO
E2
ID
CO
FO
59
MU
310
FMU
E1
ID
CO
E2
DD
CO
FO
61
MU
358
FMU
E1
ID
CO
E2
ID
CO
FO
63
MU
406
FMU
E1
DD
CO
E2
ID
CO
FO
65
MU
454
FMU
E1
ID
CO
E2
DD
CO
FO
67
MU
494,5
FMU
E1
DD
CO
E2
ID
CO
FO
adire calatori noua Statia Bod
Passengers Building Axis Bod Station
3+340.104
tunel pietonal nou
w Pedestrian tunnel Axis
n183+382.104

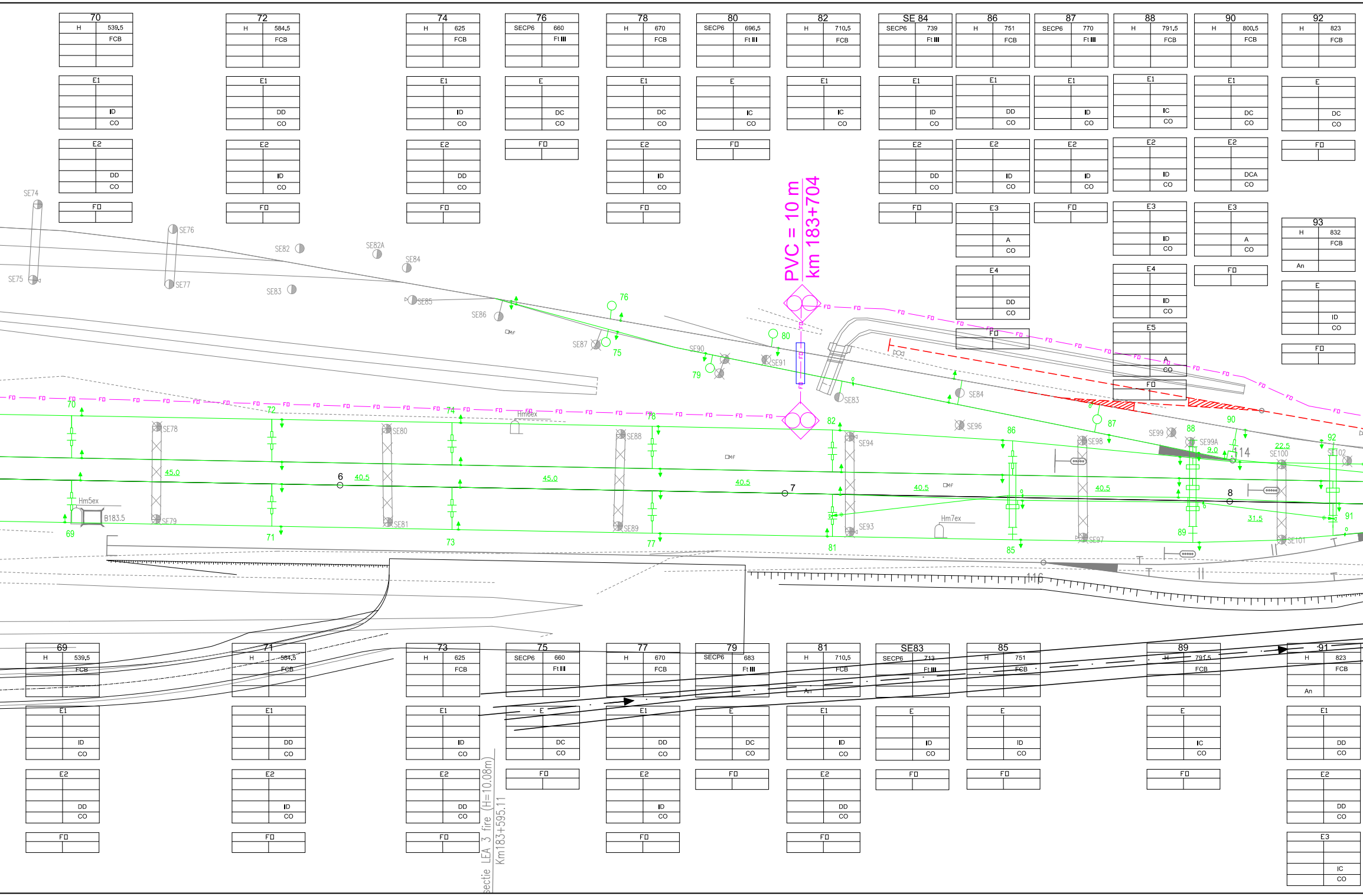
PVC = 10 m
km 183+704
secție LEA 3 fire (H=10.08m)
Km183+595.11
70 H 539,5 FCB E1 ID CO E2 DD CO FD
72 H 584,5 FCB E1 DD CO E2 ID CO FD
74 H 625 FCB E1 ID CO E2 DD CO FD
76 SECP6 660 Ft III E DC CO FD
78 H 670 FCB E1 DC CO E2 ID CO FD
80 SECP6 696,5 Ft III E IC CO FD
82 H 710,5 FCB E1 IC CO
SE 84 SECP6 739 Ft III E1 ID CO E2 DD CO FD
86 H 751 FCB E1 DD CO E2 ID CO E3 A CO E4 DD CO FD
87 SECP6 770 Ft III E1 ID CO E2 ID CO FD
88 H 791,5 FCB E1 IC CO E2 ID CO E3 ID CO E4 ID CO E5 A CO FD
90 H 800,5 FCB E1 DC CO E2 DCA CO E3 A CO FD
92 H 823 FCB E DC CO FD
93 H 832 FCB An E ID CO FD
69 H 539,5 FCB E1 ID CO E2 DD CO FD
71 H 584,5 FCB E1 DD CO E2 ID CO FD
73 H 625 FCB E1 ID CO E2 DD CO FD
75 SECP6 660 Ft III E DC CO FD
77 H 670 FCB E1 DD CO E2 ID CO FD
79 SECP6 683 Ft III E DC CO FD
81 H 710,5 FCB An E1 ID CO E2 DD CO FD
SE83 SECP6 713 Ft III E ID CO FD
85 H 751 FCB E ID CO FD
89 H 791,5 FCB E IC CO FD
91 H 823 FCB An E1 DD CO E2 DD CO E3 IC CO
SE74 SE75 SE76 SE77 SE82 SE82A SE83 SE84 SE85 SE86 SE87 SE88 SE89 SE90 SE91 SE93 SE94 SE96 SE97 SE98 SE99 SE99A SE100 SE101 SE102 SE78 SE79 SE80 SE81
Hm5ex B183.5 Hm6ex Hm7ex
6 7 8 114
45,0 40,5 45,0 40,5 40,5 40,5 22,5 9,0 31,5
FD

94	
H	845.5
	FCB

E1	
	DC
	CO

E2	
	DD
	CO

E3	
	CO
	CO

E4	
	DD
	CO

FO	

96	
H	859
	FCB
An	

E1	
	DC
	CO

E2	
	DCA
	CO

E3	
	ICA
	CO

FO	

98	
H	903.5
	FCB

E1	
	ID
	CO

E2	
	A
	CO

E3	
	ID
	CO

E4	
	A
	CO

FO	

100	
H	948
	FCB
An	

E1	
	ID
	CO

E2	
	DC
	CO

E3	
	ICA
	CO

FO	

102	
H	984
	FCB
An	

E1	
	DD
	CO

E2	
	DD
	CO

FO	

104	
H	020
	FCB

E1	
	ID
	CO

E2	
	A
	CO

E3	
	ID
	CO

FO	

106	
H	060.5
	FCB

E1	
	DD
	CO

E2	
	DD
	CO

E3	
	ID
	CO

FO	

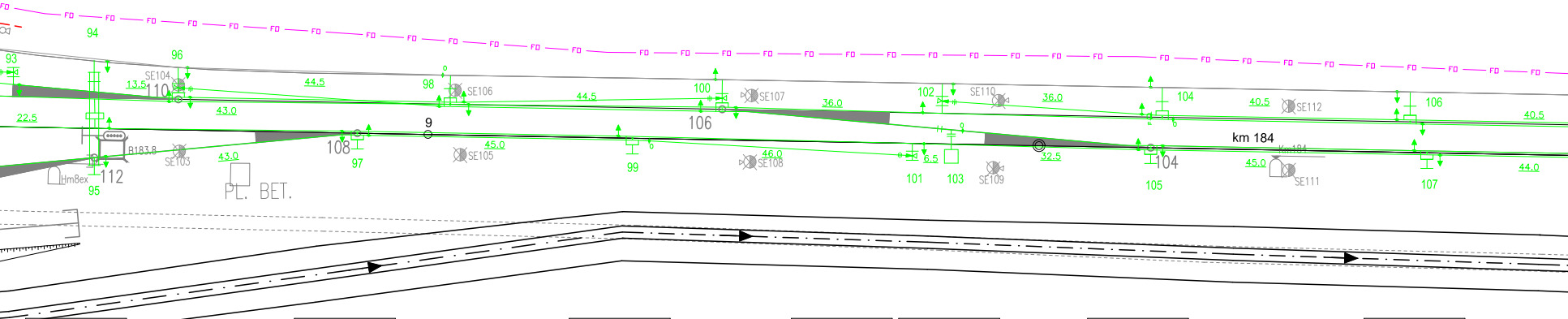
FO
93
94
95
96
97
98
99
100
101
102
103
104
105
106
107
SE103
SE104
SE105
SE106
SE107
SE108
SE109
SE110
SE111
SE112
110
112
108
106
104
9
13.5
22.5
43.0
44.5
43.0
45.0
44.5
46.0
36.0
6.5
36.0
32.5
40.5
45.0
40.5
44.0
B183.8
Hm8ex
PL. BET.
km 184
Km184

95	
H	845.5
	FCB

E	
	DC
	CO

FO	

FO	

97	
H	888.5
	FCB

E1	
	DCA
	CO

E2	
	IC
	CO

FO	

99	
H	933.5
	FCB

E1	
	ID
	CO

E2	
	A
	CO

FO	

101	
H	979.5
	FCB
An	

E	
	DD
	CO

FO	

103	
Mu	986
	FMU

E	
	DC
	CO

FO	

105	
H	018.5
	FCB

E1	
	IC
	CO

E2	
	DCA
	CO

FO	

107	
H	63.5
	FCB

E1	
	ID
	CO

E2	
	DD
	CO

FO	


108 H 101 FCB
E1 A CO
E2 DD CO
E3 A CO
FD
112 H 137 FCB An
E DD CO
FD
110 SECP6 122,5 Ft III An
FD
114 H 177,5 FCB
E1 IC CO
E2 DCA CO
FD
116 H 218 FCB An
E1 DD CO
E2 A CO
FD
118 H 258,5 FCB An
E1 A CO
E2 DD CO
FD
120 H 303,5 FCB
E1 DD CO
E2 ID CO
FD
122 H 348,5 FCB
E1 ID CO
E2 A CO
FD
124 H 389 FCB An
E ID CO
FD
PODET C2 - KM 184+247.48
C2 CULVERT - KM 184+247.48
Fixare terminala
Terminal fastening
km 184+177.5
Cable drum 1S - 980 m
Sectiunea 1S - 980 m
Cable drum 2A - 2920 m
Sectiunea 2A - 2920 m
SE114
R12 m
R12 m+R19 m
Feldioara
Continuare
Continuation
Sectiunea 2A - 2920 m
Cable drum 2A - 2920 m
SE111
SE114
SE116
SE113
SE117
SE118
SE119
SE1
SE2
SE3
SE4
SE5
SE6
B184.1
100
1
2
3
102
21,5
36,0
40,5
28,0
12,5
36,0
34,0
40,5
45,0
45,0
40,5
108
109
110
111
112
113
114
115
116
117
118
119
120
121
122
123
124
125
109 H 107,5 FCB
E1 DCA CO
E2 IC CO
FD
111 Mu 135,5 FMU
E DC CO
FD
113 H 148 FCB
E ID CO
FD
115 H 184 FCB
E DD CO
FD
117 H 318 FCB An
E ID CO
FD
Ax podet acoperit
Km184+187.18
Ax podet dalat D=1.00m
Km184+205.67
119 H 258,5 FCB
E1 A CO
E2 DD CO
FD
121 H 303,5 FCB
E1 ID CO
E2 DD CO
FD
123 H 348,5 FCB
E1 ID CO
E2 A CO
FD
125 H 389 FCB An
E DD CO
FD

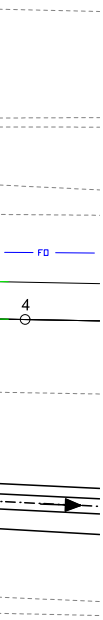

LEGENDA
LEGEND

CTM ◈	Camereta cu mufa de jonctiune Handhole with jonction box
CTM ◇	Camereta cu rezerva Handhole with cable reserve
CT ▣	Camera de tragere cu mufa de jonctiune Manhole with jonction box
CT ▣	Camera de tragere cu rezerva Manhole with cable reserve
CTS □	Camera de tragere speciala pentru subtraversare Special manhole for undercrossing
►○◄	Fixare mediana Median fastening
►○◈	Fixare terminala Terminal fastening
— FO —	Cablu cu fibre optice aerian Aerial optical fiber cable
— FO —	Cablu cu fibre optice subteran Underground optical fiber cable
—[FO]—	Teava PVC Φ 110 mm / canal metalic PVC pipe Φ 110 mm / metallic chanel

D					
C					
B					
A					
Indice Index	Data Date	Modificare Modification/Revision	Proiectant Designer	Aprobat Consultant Approved Consultant	Aprobat CFR Approved CFR

GUVERNUL ROMANIEI
ROMANIAN GOVERNMENT

PROIECT FINANŢAT DE UNIUNEA EUROPEANĂ
EUROPEAN UNION FINANCED PROJECT

CLIENT / CLIENT

CFR

C.N.C.F. "C.F.R." - S.A.

ITALFERR
GRUPPO FERROVIE DELLO STATO
Joint Venture leader

Scott Wilson

OBERMEYER
PLANEN + BERATEN GmbH

TECNIC
Consulting Engineers

CONSULTANT / CONSULTANT

			Data Date	Semnătură Signature
Aprobat Approved	Şef proiect Project manager	R. Liuzza		
Aprobat Approved	Coordonator Secţiune 1 Section 1 Coordinator	C. Gambelli		
Verificat Checked	Verificator Verifier	Pino Amodio		

SUBCONTRACTANT / SUBCONTRACTOR

AREX COMPANY

Aprobat Approved	Responsabil Subconsultant Subconsultant Responsible	A.Stanciu - Dinulescu	12.2011	
Întocmit Elaborated	Proiectant Designer	Gabriela Trifan	12.2011	

Reabilitarea liniei de cale ferata Braşov - Simeria, parte componentă a coridorului IV Pan European, pentru circulaţia trenurilor cu viteza maximă de 160 km/h, **Tronsonul : Braşov - Sighişoara**

Rehabilitation of the railway line Braşov - Simeria, component Part of the IV Pan-European Corridor, for the trains circulation with maximum speed of 160 km/h, **Section : Braşov - Sighişoara**

Proiect/Project
2004/RO/16/P/PA/003

Faza / Phase:
P.Th. / T.D.

Denumire desen / Drawing Title :

Statia BOD - Station
CABLU CU FIBRE OPTICE (Cablul 1)
Plan de situatie
FIBER OPTIC CABLE (cable 1)
Layout Plan

Codificare / Codification System	Scara / Scale 1:500	LOT / LOT	Nr. / No 01 / 01

E A 5 1 | 0 1 | E | 0 5 | L 8 | S E | 0 1 | 7 | 7 | 0 0 1 | 1