2	
H	429.5
–	–
–	–
–	–

E1	
5500	–
1400	–
6900	DD
–200	CO/–

4	
H	474.5
–	–
–	–
–	–

E1	
5500	–
1400	–
6900	DI
+200	CO/–

6	
H	524
–	–
–	–
–	–

E1	
5500	–
1400	–
6900	DD
–200	CO/–

8	
H	573.5
–	–
–	–
–	–

E1	
5500	–
1400	–
6900	DI
+200	CO/–

10	
H	618.5
–	–
–	–
–	–

E1	
5500	–
1400	–
6900	DD
–200	CO/–

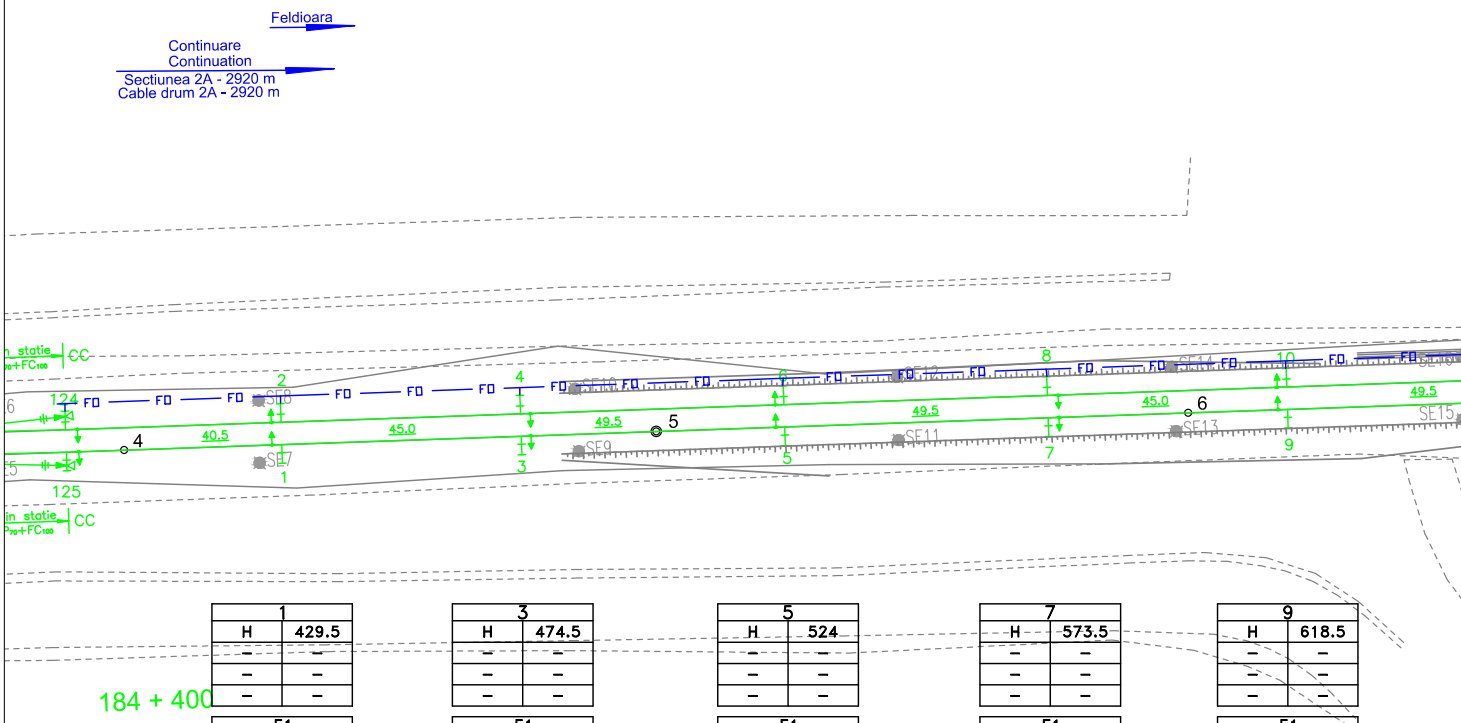
Feldioara
Continuare
Continuation
Sectiunea 2A - 2920 m
Cable drum 2A - 2920 m
n statie
$_{70}$+FC$_{100}$
CC
124
FD
SE8
2
4
40.5
SE7
1
125
in statie
P$_{70}$+FC$_{100}$
CC
45.0
4
3
49.5
5
SE9
SE10
6
SE11
SE12
49.5
8
7
45.0
6
SE13
SE14
10
9
49.5
SE15
SE16
184 + 400

1	
H	429.5
–	–
–	–
–	–

E1	
5500	–
1400	–
6900	DI
+200	CO/–

3	
H	474.5
–	–
–	–
–	–

E1	
5500	–
1400	–
6900	DD
–200	CO/–

5	
H	524
–	–
–	–
–	–

E1	
5500	–
1400	–
6900	DI
+200	CO/–

7	
H	573.5
–	–
–	–
–	–

E1	
5500	–
1400	–
6900	DD
–200	CO/–

9	
H	618.5
–	–
–	–
–	–

E1	
5500	–
1400	–
6900	DI
+200	CO/–

12	
H	668
–	–
–	–
–	–
E1	
5500	–
1400	–
6900	DI
+200	CO/–

14	
H	717.5
–	–
An	–
–	–
E1	
5500	–
1400	–
6900	DD
–200	CO/–

16	
H	762.5
–	–
–	–
–	–
E1	
5500	–
1400	–
6900	DI
+200	CO/–

18	
H	808.5
–	–
An	–
–	–
E1	
5500	–
1400	–
6900	DD
–200	CO/–

20	
H	862.5
–	–
–	–
–	–
E1	
5500	–
1400	–
6900	DI
+200	CO/–

22	
H	906.5
–	–
–	–
–	–
E1	
5500	–
1400	–
6900	DD
–200	CO/–

24	
H	947
–	–
–	–
–	–
E1	
5500	–
1400	–
6900	DI
+200	CO/–

26	
H	992
–	–
–	–
–	–
E1	
5500	–
1400	–
6900	DD
0	CO/–

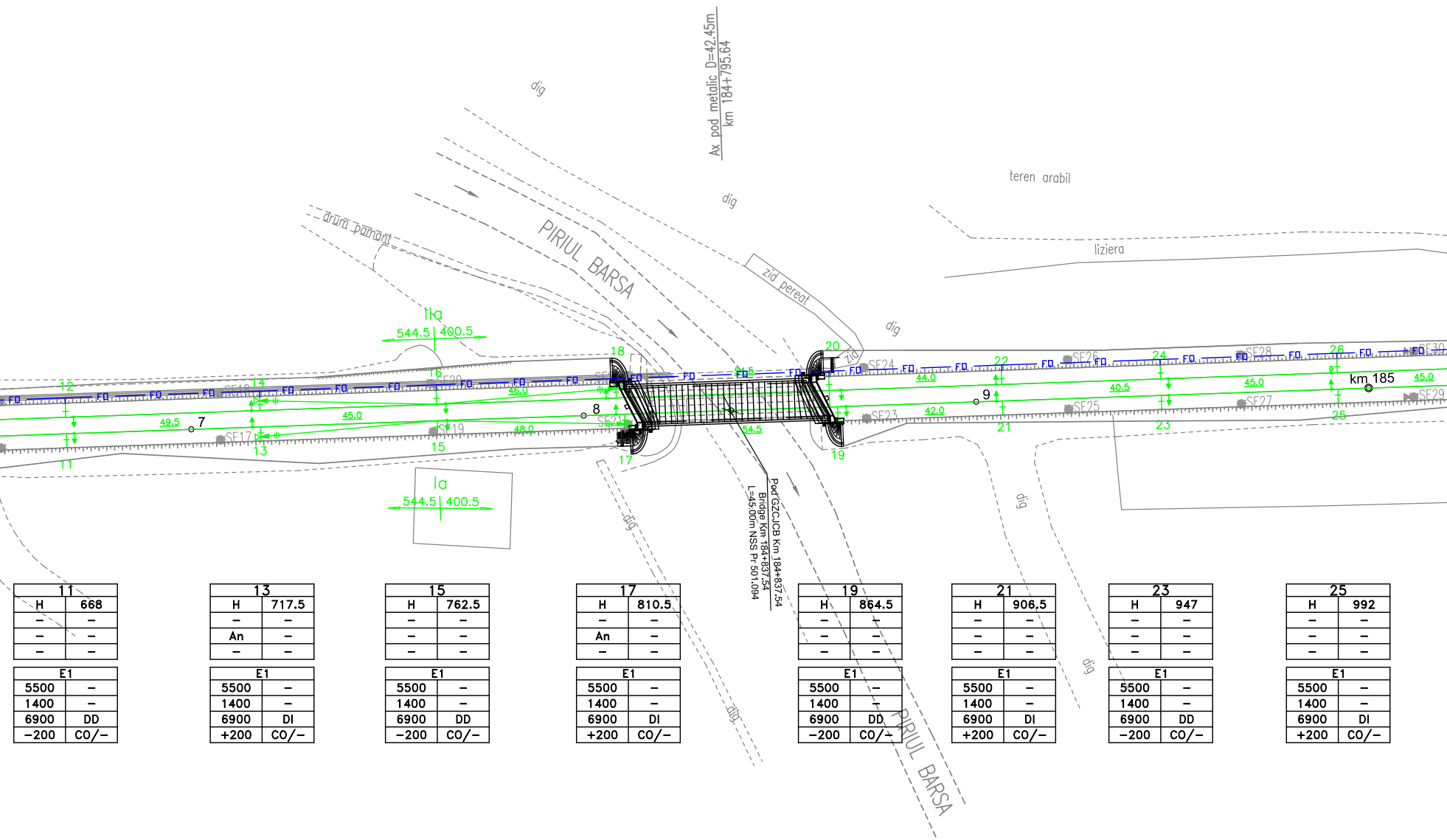
Ax pod metalic D=42.45m
km 184+795.64
dig
dig
teren arabil
liziera
drum pamant
PIRIUL BARSA
zid pereat
dig
IIa
544.5 | 400.5
Ia
544.5 | 400.5
11
12
13
14
15
16
17
18
19
20
21
22
23
24
25
26
7
8
9
49.5
45.0
46.0
48.0
54.5
44.0
42.0
40.5
45.0
45.0
FD
SF17
SF19
SF20
SF21
SF23
SF24
SF25
SF26
SF27
SF28
SF29
SF30
km 185
Pod GZCJCB Km 184+837.54
Bridge Km 184+837.54
L=45.00m NSS Pr 501.094
dig
dig
dig
dig
PIRIUL BARSA

11	
H	668
–	–
–	–
–	–
E1	
5500	–
1400	–
6900	DD
–200	CO/–

13	
H	717.5
–	–
An	–
–	–
E1	
5500	–
1400	–
6900	DI
+200	CO/–

15	
H	762.5
–	–
–	–
–	–
E1	
5500	–
1400	–
6900	DD
–200	CO/–

17	
H	810.5
–	–
An	–
–	–
E1	
5500	–
1400	–
6900	DI
+200	CO/–

19	
H	864.5
–	–
–	–
–	–
E1	
5500	–
1400	–
6900	DD
–200	CO/–

21	
H	906.5
–	–
–	–
–	–
E1	
5500	–
1400	–
6900	DI
+200	CO/–

23	
H	947
–	–
–	–
–	–
E1	
5500	–
1400	–
6900	DD
–200	CO/–

25	
H	992
–	–
–	–
–	–
E1	
5500	–
1400	–
6900	DI
+200	CO/–

28	
H	037
–	–
An	–
–	–

E1	
5500	–
1400	–
6900	DD
−200	CO/−

30	
H	086.5
–	–
–	–
–	–

E1	
5850	–
1450	–
7300	A
+1280	CO/−

E2	
5500	–
1400	–
6900	DI
+200	CO/−

32	
H	122.5
–	–
An	–
–	–

E1	
5500	–
2000	–
7500	DCM
−50	CO/−

E2	
5550	–
1250	–
6800	ICM
−550	CO/−

34	
H	163
–	–
An	–
–	–

E1	
5550	–
1250	–
6800	ICM
−550	CO/−

E2	
5500	–
2000	–
7500	DCM
−50	CO/−

36	
H	199
–	–
–	–
–	–

E1	
5850	–
1450	–
7300	A
+1250	CO/−

E2	
5500	–
1400	–
6900	DI
+200	CO/−

38	
H	248.5
–	–
An	–
–	–

E1	
5500	–
1400	–
6900	DD
−200	CO/−

40	
H	293.5
–	–
–	–
–	–

E1	
5500	–
1400	–
6900	DI
0	CO/−

42	
H	343
–	–
–	–
–	–

E1	
5500	–
1400	–
6900	DD
−200	CO/−

44	
H	388
–	–
–	–
–	–

E1	
5500	–
1400	–
6900	DI
+200	CO/−

46	
H	437.5
–	–
–	–
–	–

E1	
5500	–
1400	–
6900	DD
−200	CO/−

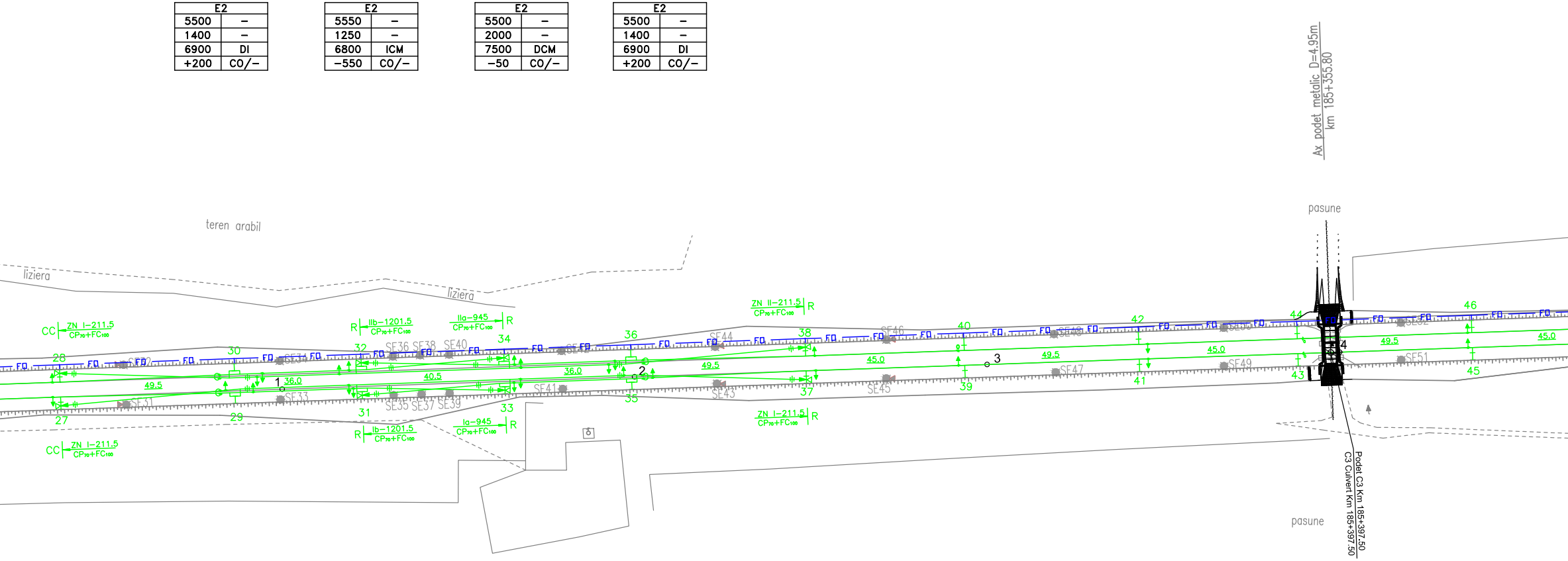
Ax podet metalic D=4.95m
km 185+355.80
pasune
teren arabil
liziera
liziera
CC ZN I−211.5 CP70+FC100
R IIb−1201.5 CP70+FC100
IIa−945 CP70+FC100 R
ZN II−211.5 CP70+FC100 R
ZN I−211.5 CP70+FC100 R
R Ib−1201.5 CP70+FC100
Ia−945 CP70+FC100 R
CC ZN I−211.5 CP70+FC100
FO
SE31 SE32 SE33 SE34 SE35 SE36 SE37 SE38 SE39 SE40 SE41 SE42 SE43 SE44 SE45 SE46 SE47 SE48 SE49 SE50 SE51 SE52
27 28 29 30 31 32 33 34 35 36 37 38 39 40 41 42 43 44 45 46
1 2 3 4
49.5
36.0
40.5
45.0
Podet C3 Km 185+397.50
C3 Culvert Km 185+397.50
pasune

27	
H	037
–	–
An	–
–	–

E1	
5500	–
1400	–
6900	DD
−200	CO/−

29	
H	086.5
–	–
–	–
–	–

E1	
5500	–
1400	–
6900	DI
+200	CO/−

E2	
5850	–
1450	–
7300	A
+1250	CO/−

31	
H	122.5
–	–
An	–
–	–

E1	
5500	–
2000	–
7500	DCM
−50	CO/−

E2	
5550	–
1250	–
6800	ICM
−550	CO/−

33	
H	163
–	–
An	–
–	–

E1	
5550	–
1250	–
6800	ICM
−550	CO/−

E2	
5500	–
2000	–
7500	DCM
−50	CO/−

35	
H	199
–	–
–	–
–	–

E1	
5500	–
1400	–
6900	DI
+200	CO/−

E2	
5850	–
1450	–
7300	A
+1280	CO/−

37	
H	248.5
–	–
An	–
–	–

E1	
5500	–
1400	–
6900	DD
−200	CO/−

39	
H	293.5
–	–
–	–
–	–

E1	
5500	–
1400	–
6900	DI
+200	CO/−

41	
H	343
–	–
–	–
–	–

E1	
5500	–
1400	–
6900	DI
+200	CO/−

43	
H	388
–	–
–	–
–	–

E1	
5500	–
1400	–
6900	DD
−200	CO/−

45	
H	437.5
–	–
–	–
–	–

E1	
5500	–
1400	–
6900	DI
+200	CO/−

48	
H	482.5
–	–
–	–
–	–
E1	
5500	–
1400	–
6900	DI
+200	CO/–

50	
H	532
–	–
–	–
–	–
E1	
5500	–
1400	–
6900	DD
−200	CO/–

52	
H	577
–	–
–	–
–	–
E1	
5500	–
1400	–
6900	DI
+200	CO/–

54	
H	626.5
–	–
–	–
–	–
E1	
5500	–
1400	–
6900	DD
−200	CO/–

56	
H	671.5
–	–
An	–
–	–
E1	
5500	–
1400	–
6900	DI
+200	CO/–

58	
H	716.5
–	–
–	–
–	–
E1	
5500	–
1400	–
6900	DD
−200	CO/–

60	
H	761.5
–	–
An	–
–	–
E1	
5500	–
1400	–
6900	DI
+200	CO/–

62	
H	811
–	–
–	–
–	–
E1	
5500	–
1400	–
6900	DD
−200	CO/–

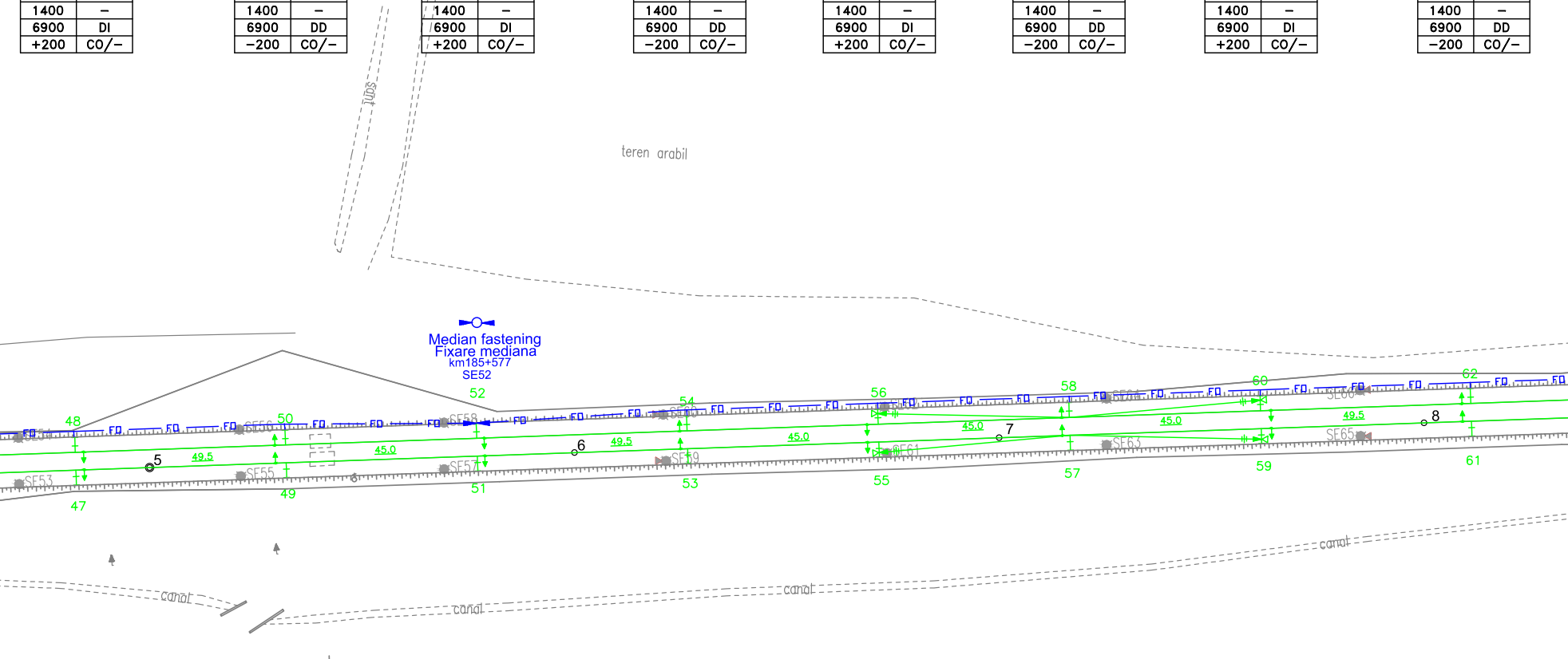
sant
teren arabil
Median fastening
Fixare mediana
km185+577
SE52
canal
canal
canal
canal
Ax pasaj la nivel L=5.70m
km 185+540.50
47
48
49
50
51
52
53
54
55
56
57
58
59
60
61
62
5
6
7
8
49.5
45.0
FD
SE53
SE54
SE55
SE56
SE57
SE58
SE59
SE60
SE61
SE63
SE64
SE65
SE66

47	
H	482.5
–	–
–	–
–	–
E1	
5500	–
1400	–
6900	DD
−200	CO/–

49	
H	532
–	–
–	–
–	–
E1	
5500	–
1400	–
6900	DI
+200	CO/–

51	
H	577
–	–
–	–
–	–
E1	
5500	–
1400	–
6900	DD
−200	CO/–

53	
H	626.5
–	–
–	–
–	–
E1	
5500	–
1400	–
6900	DI
+200	CO/–

55	
H	671.5
–	–
An	–
–	–
E1	
5500	–
1400	–
6900	DD
−200	CO/–

57	
H	716.5
–	–
–	–
–	–
E1	
5500	–
1400	–
6900	DI
+200	CO/–

59	
H	761.5
–	–
An	–
–	–
E1	
5500	–
1400	–
6900	DD
−200	CO/–

61	
H	811
–	–
–	–
–	–
E1	
5500	–
1400	–
6900	DI
+200	CO/–

64	
H	856
–	–
–	–
–	–

E1	
5500	–
1400	–
6900	DI
+200	CO/–

66	
H	901
–	–
–	–
–	–

E1	
5500	–
1400	–
6900	DD
–200	CO/–

68	
H	950.5
–	–
–	–
–	–

E1	
5500	–
1400	–
6900	DI
+200	CO/–

70	
H	995.5
–	–
–	–
–	–

E1	
5500	–
1400	–
6900	DD
–200	CO/–

72	
H	040.5
–	–
–	–
–	–

E1	
5500	–
1400	–
6900	DI
+200	CO/–

74	
H	090
–	–
–	–
–	–

E1	
5500	–
1400	–
6900	DD
–200	CO/–

76	
H	135
–	–
–	–
–	–

E1	
5500	–
1400	–
6900	DI
+200	CO/–

78	
H	180
–	–
An	–
–	–

E1	
5500	–
1400	–
6900	DD
–200	CO/–

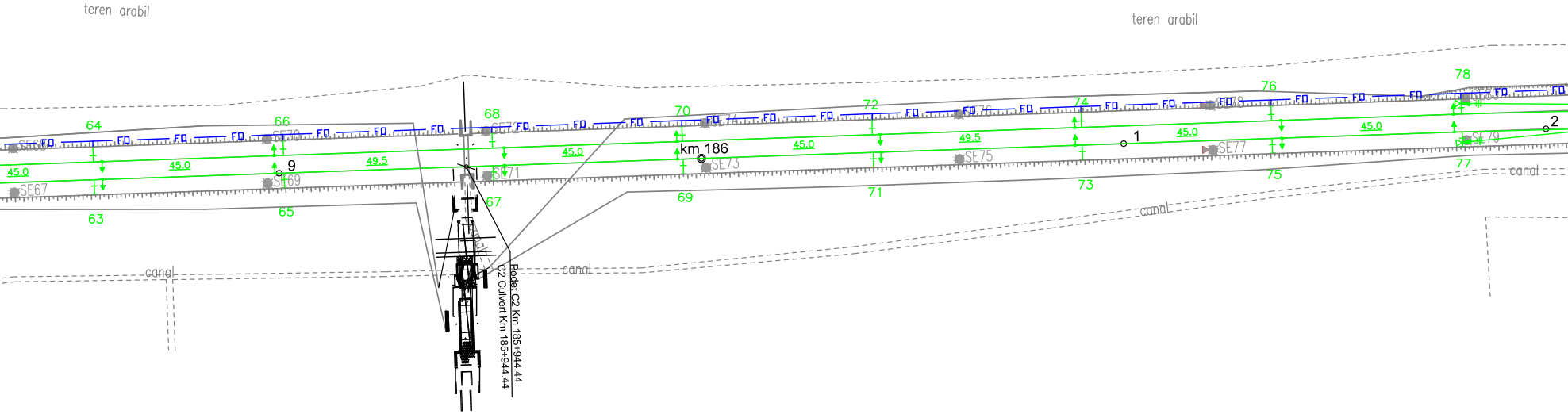
teren arabil
teren arabil
64
66
68
70
72
74
76
78
63
65
67
69
71
73
75
77
45.0
49.5
45.0
49.5
45.0
45.0
SE67
SE69
SE70
SE71
SE73
SE75
SE77
SE79
FO
9
1
2
km 186
canal
canal
canal
canal
Podet C2 Km 185+944.44
C2 Culvert Km 185+944.44

63	
H	856
–	–
–	–
–	–

E1	
5500	–
1400	–
6900	DD
–200	CO/–

65	
H	901
–	–
–	–
–	–

E1	
5500	–
1400	–
6900	DI
+200	CO/–

67	
H	950.5
–	–
–	–
–	–

E1	
5500	–
1400	–
6900	DD
–200	CO/–

69	
H	995.5
–	–
–	–
–	–

E1	
5500	–
1400	–
6900	DI
+200	CO/–

71	
H	040.5
–	–
–	–
–	–

E1	
5500	–
1400	–
6900	DD
–200	CO/–

73	
H	090
–	–
–	–
–	–

E1	
5500	–
1400	–
6900	DI
+200	CO/–

75	
H	135
–	–
–	–
–	–

E1	
5500	–
1400	–
6900	DD
–200	CO/–

77	
H	180
–	–
An	–
–	–

E1	
5500	–
1400	–
6900	DI
+200	CO/–

80	
H	197.5
–	–
–	–
–	–

E1	
5850	–
1450	–
7300	A
0	CO/–

E2	
5500	–
1400	–
6900	DI
+200	CO/–

82	
H	274.5
–	–
–	–
–	–

E1	
5500	–
1400	–
6900	DD
–200	CO/–

E2	
5850	–
1450	–
7300	A
0	CO/–

84	
H	324
–	–
An	–
–	–

E1	
5500	–
1400	–
6900	DI
+200	CO/–

86	
H	369
–	–
–	–
–	–

E1	
5500	–
1400	–
6900	DD
–200	CO/–

88	
H	418.5
–	–
–	–
–	–

E1	
5500	–
1400	–
6900	DI
+200	CO/–

90	
H	468
–	–
–	–
–	–

E1	
5500	–
1400	–
6900	DD
–200	CO/–

92	
H	513
–	–
–	–
–	–

E1	
5500	–
1400	–
6900	DI
+200	CO/–

94	
H	553.5
–	–
–	–
–	–

E1	
5500	–
1400	–
6900	DD
–200	CO/–

96	
H	598.5
–	–
–	–
–	–

E1	
5500	–
1400	–
6900	DI
+200	CO/–

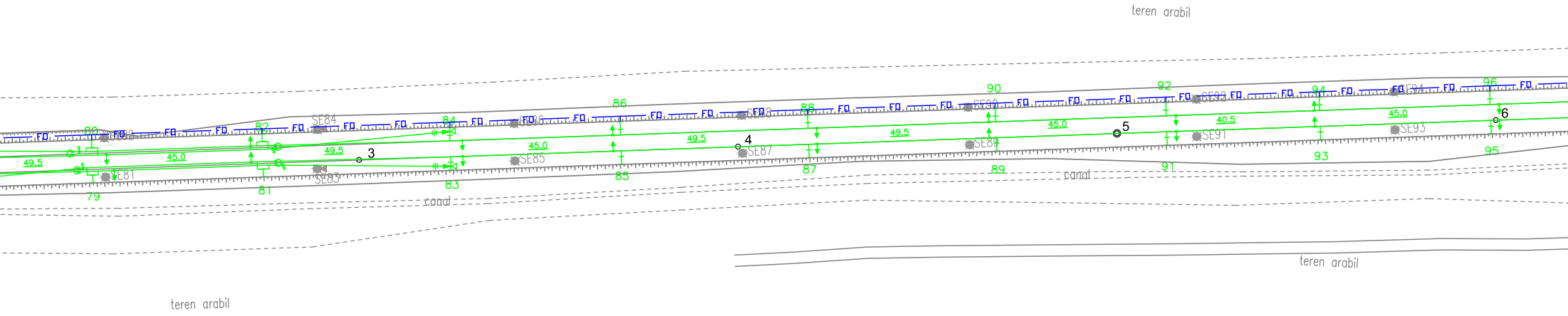
teren arabil
FO
SE84
SE86
SE88
SE90
SE92
SE94
SE81
SE83
SE85
SE87
SE89
SE91
SE93
80
82
84
86
88
90
92
94
96
79
81
83
85
87
89
91
93
95
49.5
45.0
40.5
3
4
5
6
canal
teren arabil
teren arabil

79	
H	197.5
–	–
–	–
–	–

E1	
5850	–
1450	–
7300	A
0	CO/–

E2	
5500	–
1400	–
6900	DD
–200	CO/–

81	
H	274.5
–	–
–	–
–	–

E1	
5500	–
1400	–
6900	DI
+200	CO/–

E2	
5850	–
1450	–
7300	A
0	CO/–

83	
H	324
–	–
An	–
–	–

E1	
5500	–
1400	–
6900	DD
–200	CO/–

85	
H	369
–	–
–	–
–	–

E1	
5500	–
1400	–
6900	DI
+200	CO/–

87	
H	418.5
–	–
–	–
–	–

E1	
5500	–
1400	–
6900	DD
–200	CO/–

89	
H	468
–	–
–	–
–	–

E1	
5500	–
1400	–
6900	DI
+200	CO/–

91	
H	513
–	–
–	–
–	–

E1	
5500	–
1400	–
6900	DD
–200	CO/–

93	
H	553.5
–	–
–	–
–	–

E1	
5500	–
1400	–
6900	DI
+200	CO/–

95	
H	598.5
–	–
–	–
–	–

E1	
5500	–
1400	–
6900	DD
–200	CO/–

98	
H	648
–	–
–	–
–	–

E1	
5500	–
1400	–
6900	DD
−200	CO/−

100	
H	697.5
–	–
–	–
–	–

E1	
5500	–
1400	–
6900	DI
+200	CO/−

102	
H	742.5
–	–
An	–
–	–

E1	
5500	–
1400	–
6900	DD
−200	CO/−

104	
H	783
–	–
–	–
–	–

E1	
5500	–
1400	–
6900	DI
+200	CO/−

106	
H	828
–	–
An	–
–	–

E1	
5500	–
1400	–
6900	DD
−200	CO/−

108	
H	877.5
–	–
–	–
–	–

E1	
5500	–
1400	–
6900	DI
+200	CO/−

110	
H	927
–	–
–	–
–	–

E1	
5500	–
1400	–
6900	DD
−200	CO/−

112	
H	972
–	–
–	–
–	–

E1	
5500	–
1400	–
6900	DI
+200	CO/−

114	
H	012.5
–	–
–	–
–	–

E1	
5500	–
1400	–
6900	DD
−200	CO/−


Ax pasaj la nivel L=70m
km 186+902
SE114
Fixare mediana
Median fastening
Cable drum 2A - 2920 m
Sectiunea 2A - 2920 m
Cable drum 3 A
Sectiunea 3 A -
km 187+012,5
R19m+R19m
teren arabil
teren arabil
FO
SE95
SE96
SE97
SE98
SE99
SE100
SE101
SE102
SE103
SE104
SE105
SE106
SE107
SE108
SE109
SE110
49.5
45.0
40.5
97
98
99
100
101
102
103
104
105
106
107
108
109
110
111
112
113
114
7
8
9
km 187
canal
canal
canal
canal
drum pamant
Podet tubular D=1.00m
Podet dalat D=2.40m

97	
H	648
–	–
–	–
–	–

E1	
5500	–
1400	–
6900	DI
+200	CO/−

99	
H	697.5
–	–
–	–
–	–

E1	
5500	–
1400	–
6900	DD
−200	CO/−

101	
H	742.5
–	–
An	–
–	–

E1	
5500	–
1400	–
6900	DI
+200	CO/−

103	
H	783
–	–
–	–
–	–

E1	
5500	–
1400	–
6900	DD
−200	CO/−

105	
H	828
–	–
An	–
–	–

E1	
5500	–
1400	–
6900	DI
+200	CO/−

107	
H	877.5
–	–
–	–
–	–

E1	
5500	–
1400	–
6900	DD
−200	CO/−

109	
H	927
–	–
–	–
–	–

E1	
5500	–
1400	–
6900	DI
+200	CO/−

111	
H	972
–	–
–	–
–	–

E1	
5500	–
1400	–
6900	DD
−200	CO/−

113	
H	012.5
–	–
–	–
–	–

E1	
5500	–
1400	–
6900	DI
+200	CO/−

116	
H	057.5
-	-
-	-
-	-

E1	
5500	-
1400	-
6900	DI
+150	CO/-

118	
H	107
-	-
-	-
-	-

E1	
5500	-
1400	-
6900	DD
-250	CO/-

120	
H	156.5
-	-
-	-
-	-

E1	
5500	-
1400	-
6900	DD
-100	CO/-

122	
H	201.5
-	-
An	-
-	-

E1	
5500	-
1400	-
6900	DD
-250	CO/-

124	
H	242
-	-
-	-
-	-

E1	
6000	-
1300	-
7300	A
-450	CO/-

E2	
5500	-
1400	-
6900	DD
-250	CO/-

126	
H	287
-	-
-	-
-	-

E1	
5500	-
1300	-
6800	DCM
-350	CO/-

E2	
5500	-
2000	-
7500	DCM
-150	CO/-

128	
H	332
-	-
-	-
-	-

E1	
5500	-
1400	-
6900	DD
-250	CO/-

E2	
6000	-
1300	-
7300	A
-50	CO/-

130	
H	377
-	-
An	-
-	-

E1	
5500	-
1400	-
6900	DD
-250	CO/-

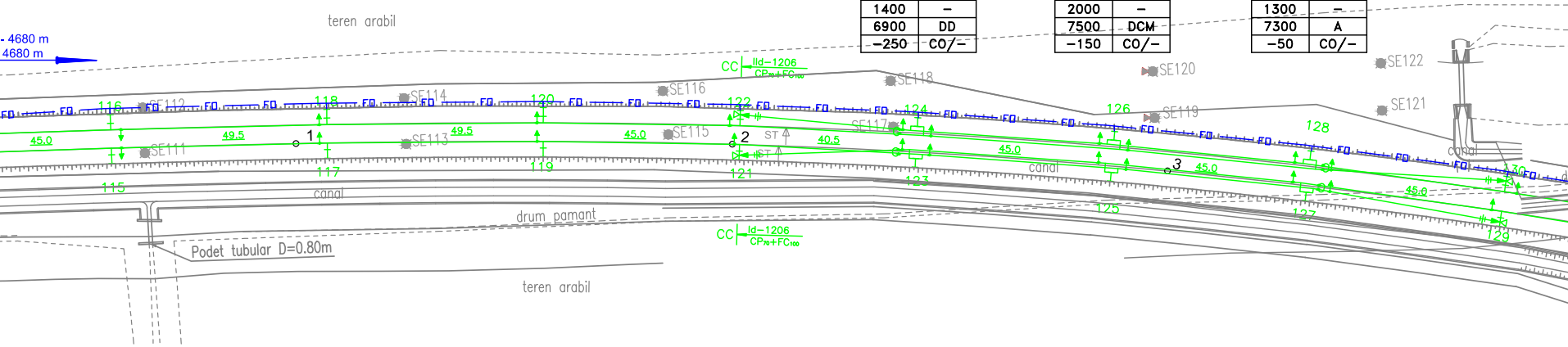
Ax podet dalat km 187+
teren arabil
- 4680 m
4680 m
CC IId-1206 CP70+FC100
SE112
SE114
SE116
SE118
SE120
SE122
SE111
SE113
SE115
SE117
SE119
SE121
116
118
120
122
124
126
128
130
115
117
119
121
123
125
127
129
FD
45.0
49.5
1
49.5
45.0
2
ST
ST
40.5
45.0
3
45.0
45.0
canal
canal
canal
drum pamant
CC Id-1206 CP70+FC100
Podet tubular D=0.80m
teren arabil

115	
H	057.5
-	-
-	-
-	-

E1	
5500	-
1400	-
6900	DD
-150	CO/-

117	
H	107
-	-
-	-
-	-

E1	
5500	-
1400	-
6900	DI
+250	CO/-

119	
H	156.5
-	-
-	-
-	-

E1	
5500	-
1400	-
6900	DI
+100	CO/-

121	
H	201.5
-	-
An	-
-	-

E1	
5500	-
1400	-
6900	DI
+250	CO/-

123	
H	242
-	-
-	-
-	-

E1	
6000	-
1300	-
7300	A
+450	CO/-

E2	
5500	-
1400	-
6900	DI
+250	CO/-

125	
H	287
-	-
-	-
-	-

E1	
5500	-
2000	-
7500	ICM
+350	CO/-

E2	
5500	-
1300	-
6800	ICM
+150	CO/-

127	
H	332
-	-
-	-
-	-

E1	
5500	-
1400	-
6900	DI
+250	CO/-

E2	
6000	-
1300	-
7300	A
+50	CO/-

129	
H	377
-	-
An	-
-	-

E1	
5500	-
1400	-
6900	DI
+250	CO/-

132	
H	417.5
–	–
–	–
–	–
E1	
5500	–
1400	–
6900	DD
–250	CO/–

134	
H	462.5
–	–
–	–
–	–
E1	
5500	–
1400	–
6900	DD
–250	CO/–

136	
H	503
–	–
–	–
–	–
E1	
5500	–
1400	–
6900	DD
–250	CO/–

138	
H	548
–	–
–	–
–	–
E1	
5500	–
1400	–
6900	DD
–250	CO/–

140	
H	593
–	–
–	–
–	–
E1	
5500	–
1400	–
6900	DD
–250	CO/–

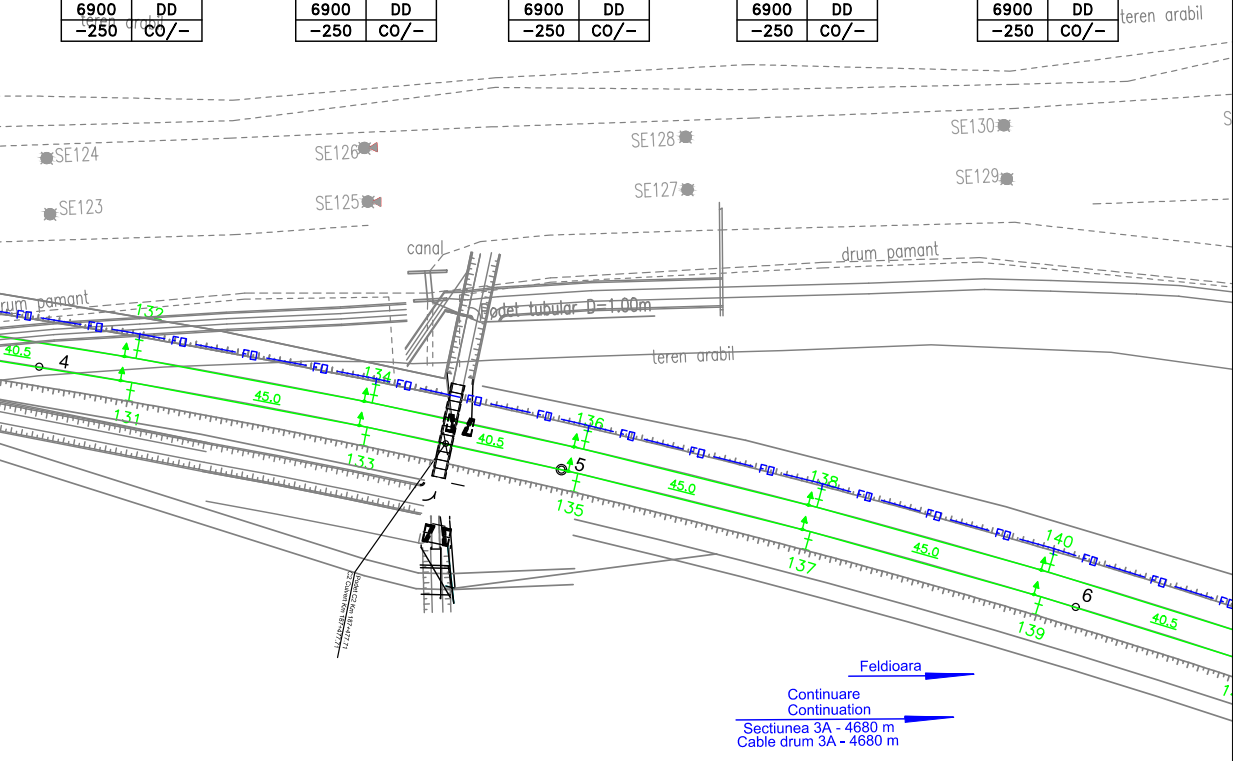
teren arabil
teren arabil
SE124
SE123
SE126
SE125
SE128
SE127
SE130
SE129
canal
drum pamant
drum pamant
podet tubular D=1.00m
teren arabil
FO
132
131
134
133
136
135
138
137
140
139
4
5
6
40.5
45.0
Feldioara

Continuare
Continuation
Sectiunea 3A - 4680 m
Cable drum 3A - 4680 m

131	
H	417.5
–	–
–	–
–	–
E1	
5500	–
1400	–
6900	DI
+250	CO/–

133	
H	462.5
–	–
–	–
–	–
E1	
5500	–
1400	–
6900	DI
+250	CO/–

135	
H	503
–	–
–	–
–	–
E1	
5500	–
1400	–
6900	DI
+250	CO/–

137	
H	548
–	–
–	–
–	–
E1	
5500	–
1400	–
6900	DI
+250	CO/–

139	
H	593
–	–
–	–
–	–
E1	
5500	–
1400	–
6900	DI
+250	CO/–

LEGENDA
LEGEND

CTM	◇	Cameреta cu mufa de jonctiune Handhole with jonction box
CTM	◇	Camereta cu rezerva Handhole with cable reserve
CT	□	Camera de tragere cu mufa de jonctiune Manhole with jonction box
CT	□	Camera de tragere cu rezerva Manhole with cable reserve
CTS	□	Camera de tragere speciala pentru subtraversare Special manhole for undercrossing
	►○◄	Fixare mediana Median fastening
	►○◇	Fixare terminala Terminal fastening
	— FO —	Cablu cu fibre optice aerian Aerial optical fiber cable
	— FO —	Cablu cu fibre optice subteran Underground optical fiber cable
	— FO —	Teava PVC Φ 110 mm / canal metalic PVC pipe Φ 110 mm / metallic chanel

D
C
B
A
Indice Index

CLIENT

GRUPPO FER
Joint Ven

CONSUL

Aprobat
Approved

Aprobat
Approved

Verificat
Checked

SUBCON

Aprobat
Approved

Întocmit
Elaborated

Reabili
Europe

Rehabilita

Denumire

Codificare / Co

E A 5

Data Date	Modificare Modification/Revision	Proiectant Designer	Aprobat Consultant Approved Consultant	Aprobat CFR Approved CFR

GUVERNUL ROMANIEI
ROMANIAN GOVERNMENT

PROIECT FINANŢAT DE UNIUNEA EUROPEANĂ
EUROPEAN UNION FINANCED PROJECT

CFR

C.N.C.F. "C.F.R." - S.A.

/ CLIENT

TALFERR
RROVIE DELLO STATO
ture leader

Scott Wilson

OBERMEYER
PLANEN + BERATEN GmbH

TECNIC
Consulting Engineers

LTANT / CONSULTANT		Data Date	Semnătură Signature
Şef proiect Project manager	R. Liuzza		
Coordonator Secţiune 1 Section 1 Coordinator	C. Gambelli		
Verificator Verifier	Pino Amodio		

ITRACTANT / SUBCONTRACTOR

AREX COMPANY

Responsabil Subconsultant Subconsultant Responsible	A.Stanciu - Dinulescu		
Proiectant Designer	Gabriela Trifan		Trifan

itarea liniei de cale ferata Braşov - Simeria, parte componentă a coridorului IV Pan
an, pentru circulaţia trenurilor cu viteza maximă de 160 km/h, **Tronsonul :**
Braşov - Sighişoara
ation of the railway line Braşov - Simeria, component Part of the IV Pan-European
Corridor, for the trains circulation with maximum speed of 160 km/h,
Section : Braşov - Sighişoara

Proiect/Project
2004/RO/16/P/PA/003

Faza / Phase:
P.Th. / T.D.

desen / Drawing Title :

Interval BOD - FELDIOARA - Section

CABLU CU FIBRE OPTICE (Cablul 1)
Plan de situatie
FIBER OPTIC CABLE (cable 1)
Layout Plan

dification System	Scara / Scale	LOT / LOT	Nr. / No 01 / 02

1	0	1	E	0	6	L	7	S	E	0	2	1	7	0	0	1	1		