142	
H	633.5
–	–
–	–
–	–
E1	
5500	–
1400	–
6900	DD
–250	CO/–

144	
H	678.5
–	–
–	–
–	–
E1	
5500	–
1400	–
6900	DD
–250	CO/–

146	
H	719
–	–
–	–
–	–
E1	
5500	–
1400	–
6900	DD
+50	CO/–

148	
H	764
–	–
An	–
–	–
E1	
5500	–
1400	–
6900	DD
–250	CO/–

150	
H	804.5
–	–
–	–
–	–
E1	
5500	–
1400	–
6900	DI
+100	CO/–

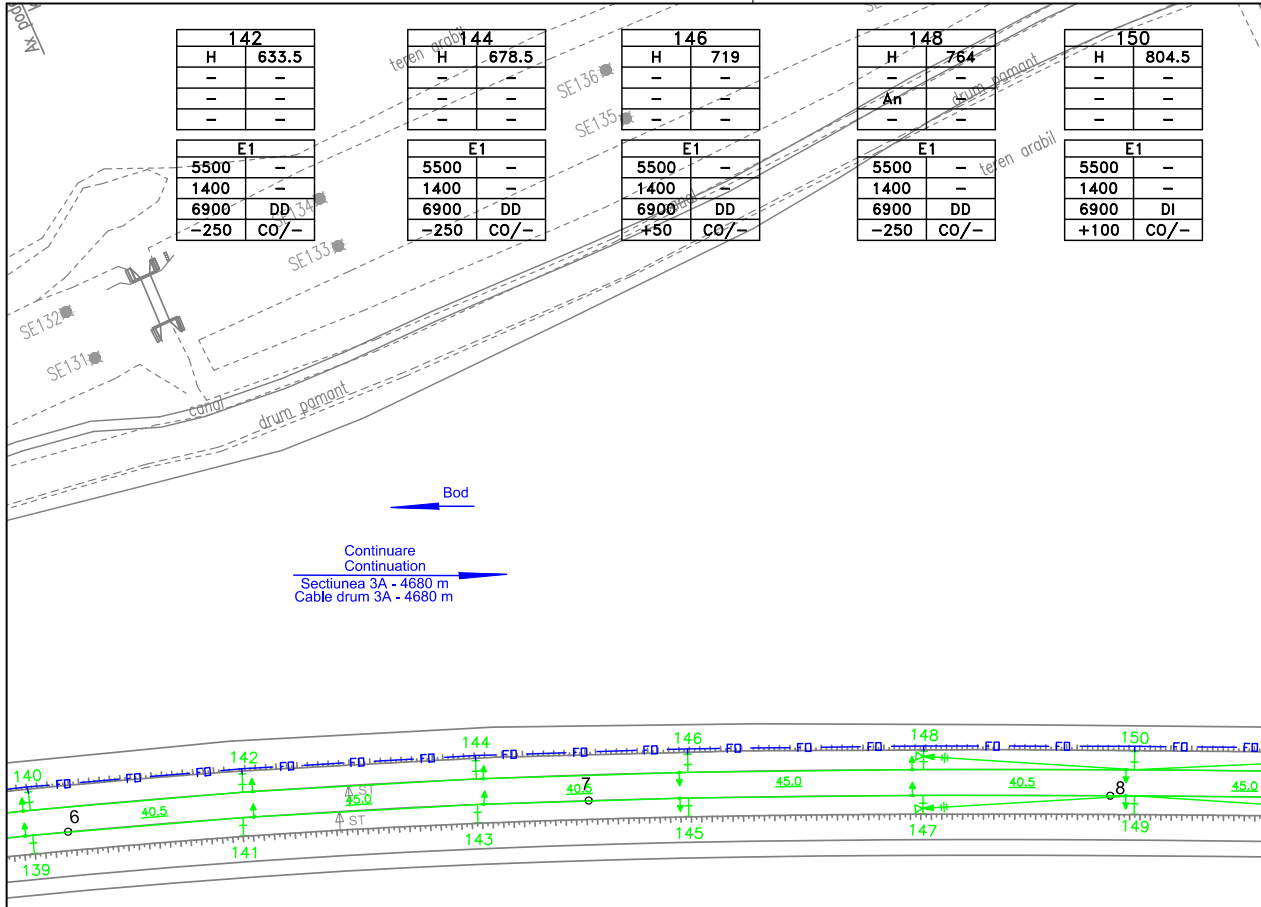
Ax. Bod
teren arabil
SE136
SE135
SE134
SE133
SE132
SE131
canal
drum pamant
drum pamant
teren arabil
Bod
Continuare
Continuation
Sectiunea 3A - 4680 m
Cable drum 3A - 4680 m
140
142
144
146
148
150
FO
6
7
8
40.5
45.0
40.5
45.0
40.5
45.0
ST
ST
139
141
143
145
147
149

141	
H	633.5
–	–
–	–
–	–
E1	
5500	–
1400	–
6900	DI
+250	CO/–

143	
H	678.5
–	–
–	–
–	–
E1	
5500	–
1400	–
6900	DI
+250	CO/–

145	
H	719
–	–
–	–
–	–
E1	
5500	–
1400	–
6900	DI
–50	CO/–

147	
H	764
–	–
An	–
–	–
E1	
5500	–
1400	–
6900	DI
+250	CO/–

149	
H	804.5
–	–
–	–
–	–
E1	
5500	–
1400	–
6900	DD
–100	CO/–

152	
H	849.5
–	–
An	–
–	–

E1	
5500	–
1400	–
6900	DD
−250	CO/−

154	
H	894.5
–	–
–	–
–	–

E1	
5500	–
1400	–
6900	DI
+200	CO/−

156	
H	935
–	–
–	–
–	–

E1	
5500	–
1400	–
6900	DD
−200	CO/−

158	
H	980
–	–
–	–
–	–

E1	
5500	–
1400	–
6900	DI
+250	CO/−

160	
H	020.5
–	–
–	–
–	–

E1	
5500	–
1400	–
6900	DD
−150	CO/−

162	
H	061
–	–
–	–
–	–

E1	
5500	–
1400	–
6900	DI
+250	CO/−

164	
H	106
–	–
–	–
–	–

E1	
5500	–
1400	–
6900	DI
+50	CO/−

166	
H	151
–	–
–	–
–	–

E1	
5500	–
1400	–
6900	DI
+250	CO/−

168	
H	191.5
–	–
–	–
–	–

E1	
5500	–
1400	–
6900	DI
+100	CO/−

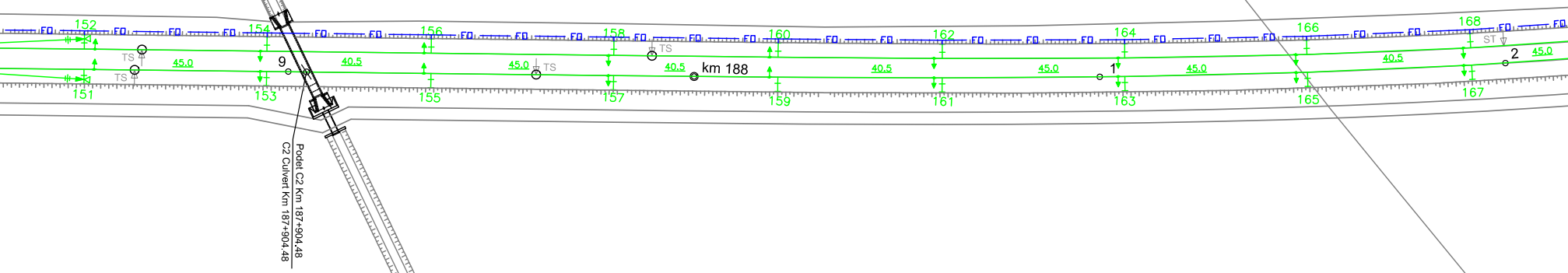
152
154
156
158
160
162
164
166
168
FD
TS
TS
TS
TS
ST
45.0
40.5
45.0
40.5
km 188
40.5
45.0
45.0
40.5
45.0
9
1
2
151
153
155
157
159
161
163
165
167
Podet C2 Km 187+904.48
C2 Culvert Km 187+904.48

151	
H	849.5
–	–
An	–
–	–

E1	
5500	–
1400	–
6900	DI
+250	CO/−

153	
H	894.5
–	–
–	–
–	–

E1	
5500	–
1400	–
6900	DD
−200	CO/−

155	
H	935
–	–
–	–
–	–

E1	
5500	–
1400	–
6900	DI
+200	CO/−

157	
H	980
–	–
–	–
–	–

E1	
5500	–
1400	–
6900	DD
−250	CO/−

159	
H	020.5
–	–
–	–
–	–

E1	
5500	–
1400	–
6900	DI
+150	CO/−

161	
H	061
–	–
–	–
–	–

E1	
5500	–
1400	–
6900	DD
−250	CO/−

163	
H	106
–	–
–	–
–	–

E1	
5500	–
1400	–
6900	DD
−50	CO/−

165	
H	151
–	–
–	–
–	–

E1	
5500	–
1400	–
6900	DD
−250	CO/−

167	
H	191.5
–	–
–	–
–	–

E1	
5500	–
1400	–
6900	DD
−100	CO/−

170	
H	236.5
–	–
An	–
–	–

E1	
5500	–
1400	–
6900	DI
+250	CO/–

172	
H	281.5
–	–
–	–
–	–

E1	
6000	–
1300	–
7300	A
+50	CO/–

E2	
5500	–
1400	–
6900	DI
+250	CO/–

174	
H	322
–	–
–	–
–	–

E1	
5500	–
1300	–
6800	ICM
+150	CO/–

E2	
5500	–
2000	–
7500	ICM
+350	CO/–

176	
H	362.5
–	–
–	–
–	–

E1	
5500	–
1400	–
6900	DI
+250	CO/–

E2	
6000	–
1300	–
7300	A
+450	CO/–

178	
H	407.5
–	–
An	–
–	–

E1	
5500	–
1400	–
6900	DI
+250	CO/–

180	
H	452.5
–	–
–	–
–	–

E1	
5500	–
1400	–
6900	DI
+250	CO/–

182	
H	497.5
–	–
–	–
–	–

E1	
5500	–
1400	–
6900	DI
+250	CO/–

184	
H	538
–	–
–	–
–	–

E1	
5500	–
1400	–
6900	DI
+250	CO/–

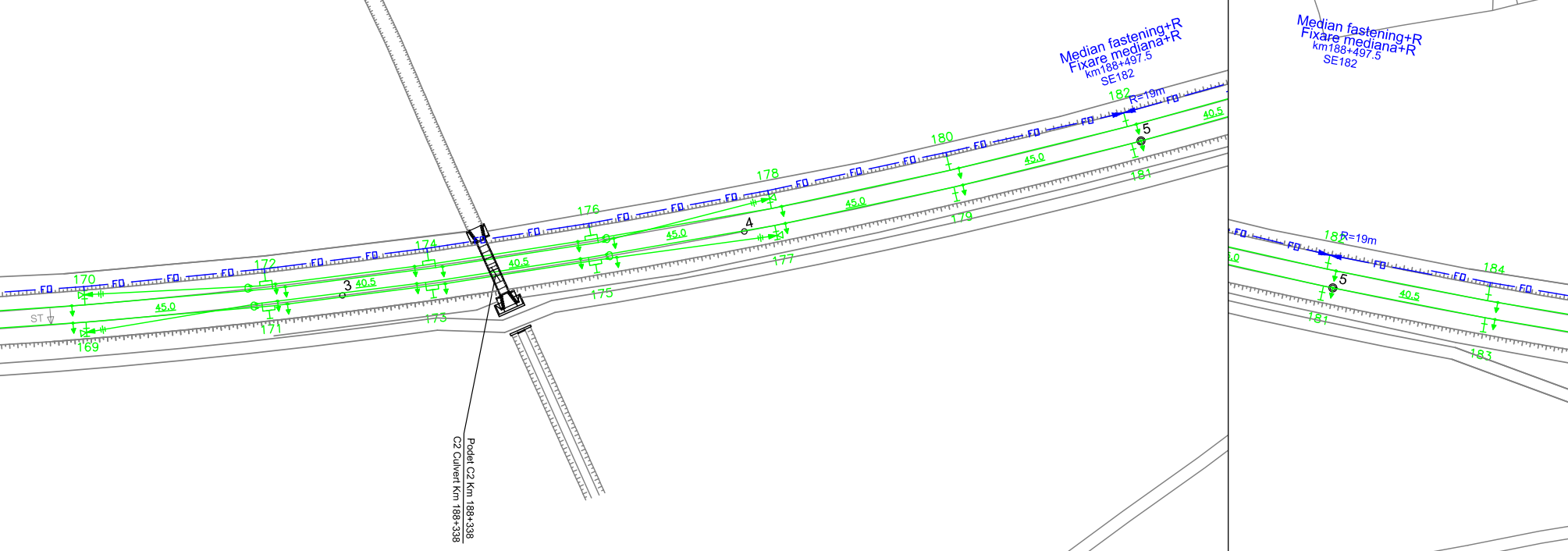
Median fastening+R
Fixare mediana+R
km188+497.5
SE182
182
R=19m
40.5
5
180
45.0
181
178
45.0
179
176
4
45.0
177
175
174
40.5
172
3
40.5
170
45.0
173
171
169
ST
FD
Podet C2 Km 188+338
C2 Culvert Km 188+338
Median fastening+R
Fixare mediana+R
km188+497.5
SE182
182
R=19m
5
40.5
184
181
183

169	
H	236.5
–	–
An	–
–	–

E1	
5500	–
1400	–
6900	DD
–250	CO/–

171	
H	281.5
–	–
–	–
–	–

E1	
6000	–
1300	–
7300	A
–50	CO/–

E2	
5500	–
1400	–
6900	DD
–250	CO/–

173	
H	322
–	–
–	–
–	–

E1	
5500	–
2000	–
7500	DCM
–150	CO/–

E2	
5500	–
1300	–
6800	DCM
–350	CO/–

175	
H	362.5
–	–
–	–
–	–

E1	
5500	–
1400	–
6900	DD
–250	CO/–

E2	
6000	–
1300	–
7300	A
–450	CO/–

177	
H	407.5
–	–
An	–
–	–

E1	
5500	–
1400	–
6900	DD
–250	CO/–

179	
H	452.5
–	–
–	–
–	–

E1	
5500	–
1400	–
6900	DD
–250	CO/–

181	
H	497.5
–	–
–	–
–	–

E1	
5500	–
1400	–
6900	DD
–250	CO/–

183	
H	538
–	–
–	–
–	–

E1	
5500	–
1400	–
6900	DD
–250	CO/–

186		188		190		192		194		196		198		200		202	
H	583	H	623.5	H	664	H	709	H	754	H	794.5	H	839.5	H	884.5	H	925
–	–	–	–	–	–	–	–	–	–	–	–	–	–	–	–	–	–
–	–	–	–	–	–	–	–	–	–	An	–	–	–	An	–	–	–
–	–	–	–	–	–	–	–	–	–	–	–	–	–	–	–	–	–
E1		E1		E1		E1		E1		E1		E1		E1		E1	
5500	–	5500	–	5500	–	5500	–	5500	–	5500	–	5500	–	5500	–	5500	–
1400	–	1400	–	1400	–	1400	–	1400	–	1400	–	1400	–	1400	–	1400	–
6900	DI	6900	DI	6900	DI	6900	DI	6900	DI	6900	DI	6900	DI	6900	DI	6900	DI
+250	CO/–	+250	CO/–	+250	CO/–	+250	CO/–	+250	CO/–	+250	CO/–	+250	CO/–	+250	CO/–	+250	CO/–

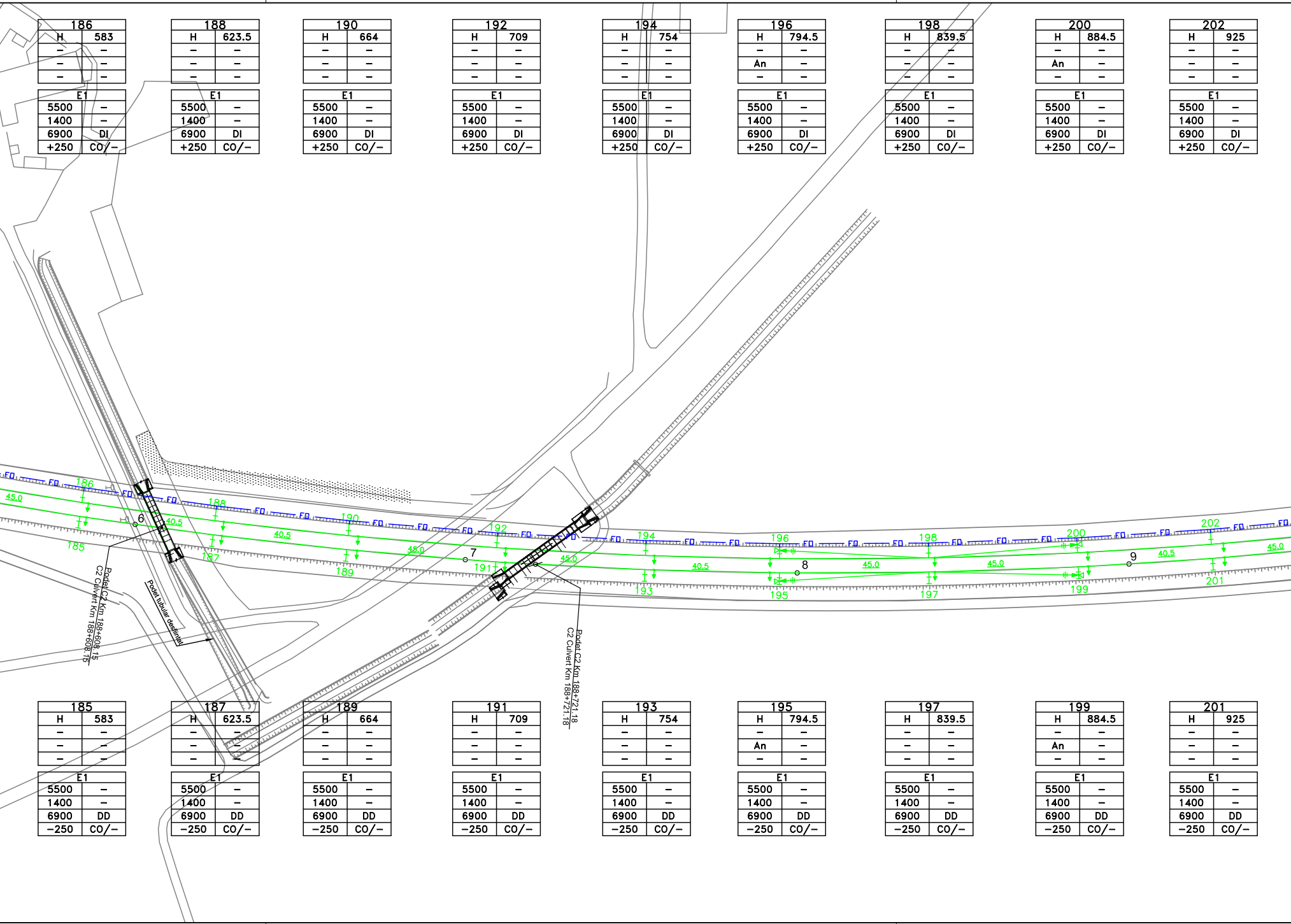
FO
186
188
190
192
194
196
198
200
202
45.0
40.5
6
7
8
9
185
187
189
191
193
195
197
199
201
Podet C2 Km 188+608.15
C2 Culvert Km 188+608.15
Podet tubular desfiintat
Podet C2 Km 188+721.18
C2 Culvert Km 188+721.18

185		187		189		191		193		195		197		199		201	
H	583	H	623.5	H	664	H	709	H	754	H	794.5	H	839.5	H	884.5	H	925
–	–	–	–	–	–	–	–	–	–	–	–	–	–	–	–	–	–
–	–	–	–	–	–	–	–	–	–	An	–	–	–	An	–	–	–
–	–	–	–	–	–	–	–	–	–	–	–	–	–	–	–	–	–
E1		E1		E1		E1		E1		E1		E1		E1		E1	
5500	–	5500	–	5500	–	5500	–	5500	–	5500	–	5500	–	5500	–	5500	–
1400	–	1400	–	1400	–	1400	–	1400	–	1400	–	1400	–	1400	–	1400	–
6900	DD	6900	DD	6900	DD	6900	DD	6900	DD	6900	DD	6900	DD	6900	DD	6900	DD
–250	CO/–	–250	CO/–	–250	CO/–	–250	CO/–	–250	CO/–	–250	CO/–	–250	CO/–	–250	CO/–	–250	CO/–

204	
H	970
–	–
–	–
–	–

E1	
5500	–
1400	–
6900	DI
+250	CO/–

206	
H	015
–	–
–	–
–	–

E1	
5500	–
1400	–
6900	DI
+250	CO/–

208	
H	055.5
–	–
–	–
–	–

E1	
5500	–
1400	–
6900	DI
+250	CO/–

210	
H	100.5
–	–
–	–
–	–

E1	
5500	–
1400	–
6900	DI
+250	CO/–

212	
H	145.5
–	–
–	–
–	–

E1	
5500	–
1400	–
6900	DI
+250	CO/–

214	
H	186
–	–
–	–
–	–

E1	
5500	–
1400	–
6900	DI
+250	CO/–

216	
H	226.5
–	–
–	–
–	–

E1	
5500	–
1400	–
6900	DI
+250	CO/–

218	
H	271.5
–	–
An	–
–	–

E1	
5500	–
1400	–
6900	DI
+250	CO/–

220	
H	312
–	–
–	–
–	–

E1	
6000	–
1300	–
7300	A
+50	CO/–

E2	
5500	–
1400	–
6900	DI
+250	CO/–

222	
H	352.5
–	–
–	–
–	–

E1	
5500	–
1300	–
6800	ICM
+150	CO/–

E2	
5500	–
2000	–
7500	ICM
+350	CO/–

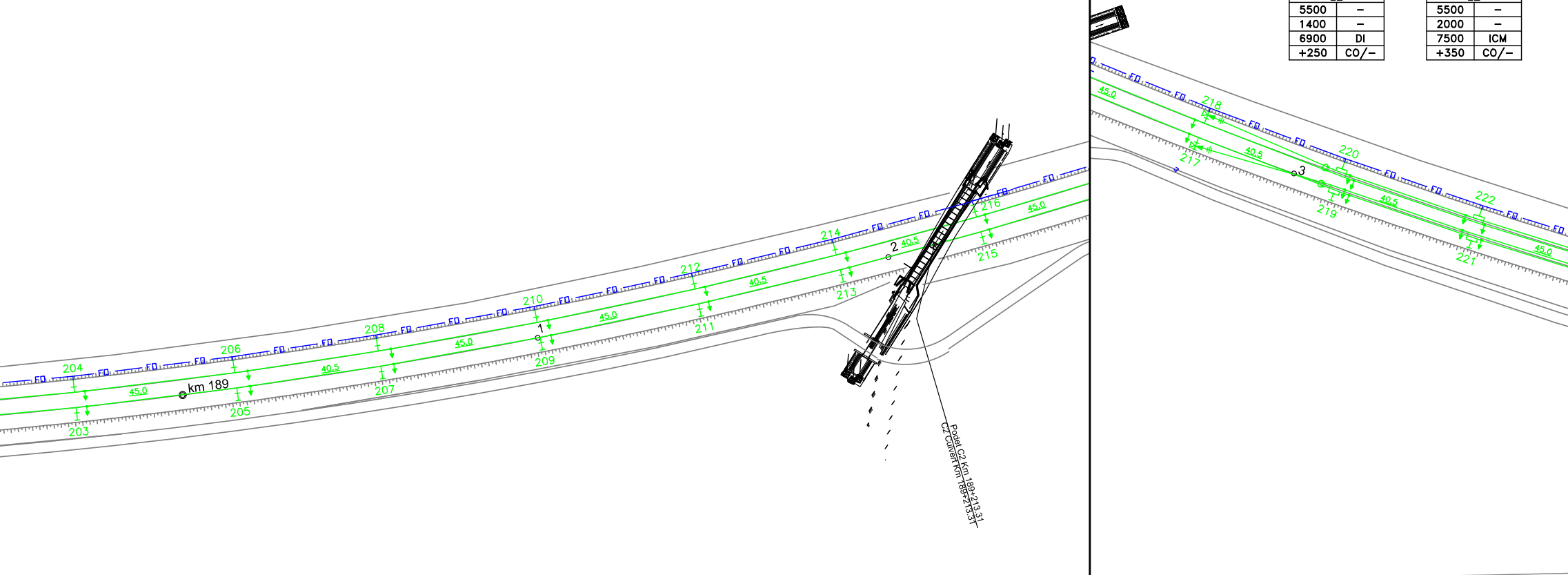
FO
204
206
208
210
212
214
216
218
220
222
203
205
207
209
211
213
215
217
219
221
45.0
40.5
km 189
1
2
3
Podet C2 Km 189+213.31
C2 Culvert Km 189+213.31

203	
H	970
–	–
–	–
–	–

E1	
5500	–
1400	–
6900	DD
–250	CO/–

205	
H	015
–	–
–	–
–	–

E1	
5500	–
1400	–
6900	DD
–250	CO/–

207	
H	055.5
–	–
–	–
–	–

E1	
5500	–
1400	–
6900	DD
–250	CO/–

209	
H	100.5
–	–
–	–
–	–

E1	
5500	–
1400	–
6900	DD
–250	CO/–

211	
H	145.5
–	–
–	–
–	–

E1	
5500	–
1400	–
6900	DD
–250	CO/–

213	
H	186
–	–
–	–
–	–

E1	
5500	–
1400	–
6900	DD
–250	CO/–

215	
H	226.5
–	–
–	–
–	–

E1	
5500	–
1400	–
6900	DD
–250	CO/–

217	
H	271.5
–	–
An	–
–	–

E1	
5500	–
1400	–
6900	DD
–250	CO/–

219	
H	312
–	–
–	–
–	–

E1	
6000	–
1300	–
7300	A
–50	CO/–

E2	
5500	–
1400	–
6900	DD
–250	CO/–

221	
H	352.5
–	–
–	–
–	–

E1	
5500	–
2000	–
7500	DCM
–150	CO/–

E2	
5500	–
1300	–
6800	DCM
–350	CO/–

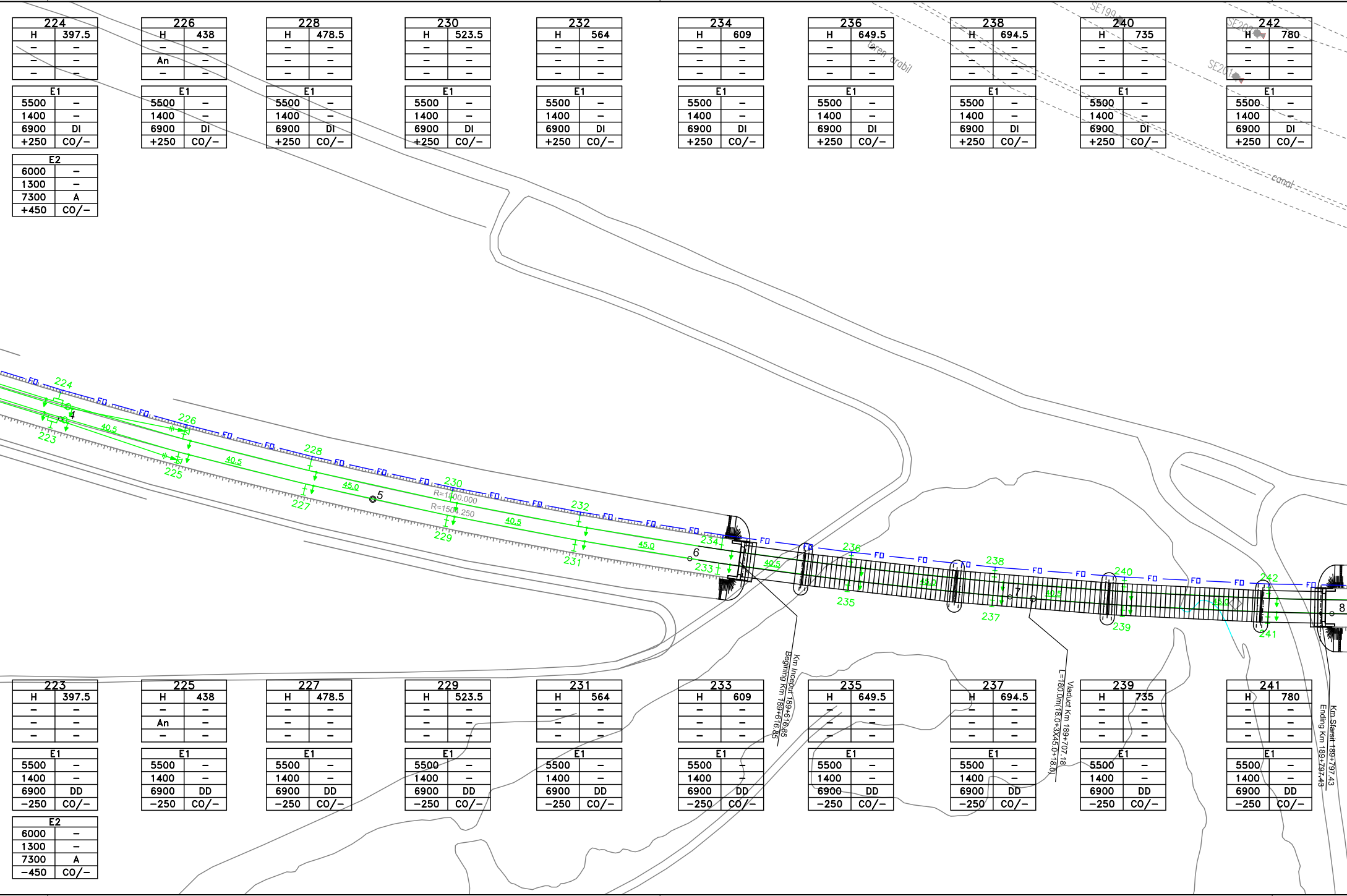
FO
224
223
4
226
225
40.5
228
227
45.0
5
230
229
R=1500.000
R=1504.250
232
231
234
233
6
236
235
238
237
7
240
239
242
241
8
Km Inceput 189+616.85
Begining Km 189+616.85
Viaduct Km 189+707.18
L=180.0m(18.0+3X45.0+18.0)
Km Sfarsit 189+797.43
Ending Km 189+797.43
teren arabil
canal
SE199
SE200
SE201

224	
H	397.5
–	–
–	–
–	–

E1	
5500	–
1400	–
6900	DI
+250	CO/–

E2	
6000	–
1300	–
7300	A
+450	CO/–

226	
H	438
–	–
An	–
–	–

E1	
5500	–
1400	–
6900	DI
+250	CO/–

228	
H	478.5
–	–
–	–
–	–

E1	
5500	–
1400	–
6900	DI
+250	CO/–

230	
H	523.5
–	–
–	–
–	–

E1	
5500	–
1400	–
6900	DI
+250	CO/–

232	
H	564
–	–
–	–
–	–

E1	
5500	–
1400	–
6900	DI
+250	CO/–

234	
H	609
–	–
–	–
–	–

E1	
5500	–
1400	–
6900	DI
+250	CO/–

236	
H	649.5
–	–
–	–
–	–

E1	
5500	–
1400	–
6900	DI
+250	CO/–

238	
H	694.5
–	–
–	–
–	–

E1	
5500	–
1400	–
6900	DI
+250	CO/–

240	
H	735
–	–
–	–
–	–

E1	
5500	–
1400	–
6900	DI
+250	CO/–

242	
H	780
–	–
–	–
–	–

E1	
5500	–
1400	–
6900	DI
+250	CO/–

223	
H	397.5
–	–
–	–
–	–

E1	
5500	–
1400	–
6900	DD
−250	CO/–

E2	
6000	–
1300	–
7300	A
−450	CO/–

225	
H	438
–	–
An	–
–	–

E1	
5500	–
1400	–
6900	DD
−250	CO/–

227	
H	478.5
–	–
–	–
–	–

E1	
5500	–
1400	–
6900	DD
−250	CO/–

229	
H	523.5
–	–
–	–
–	–

E1	
5500	–
1400	–
6900	DD
−250	CO/–

231	
H	564
–	–
–	–
–	–

E1	
5500	–
1400	–
6900	DD
−250	CO/–

233	
H	609
–	–
–	–
–	–

E1	
5500	–
1400	–
6900	DD
−250	CO/–

235	
H	649.5
–	–
–	–
–	–

E1	
5500	–
1400	–
6900	DD
−250	CO/–

237	
H	694.5
–	–
–	–
–	–

E1	
5500	–
1400	–
6900	DD
−250	CO/–

239	
H	735
–	–
–	–
–	–

E1	
5500	–
1400	–
6900	DD
−250	CO/–

241	
H	780
–	–
–	–
–	–

E1	
5500	–
1400	–
6900	DD
−250	CO/–

244		246		248		250		252		254		256		258		260	
H	820.5	H	861	H	901.5	H	946.5	H	987	H	027.5	H	072.5	H	113	H	153.5
–	–	–	–	–	–	–	–	–	–	–	–	–	–	–	–	–	–
An	–	–	–	An	–	–	–	–	–	–	–	–	–	–	–	–	–
–	–	–	–	–	–	–	–	–	–	–	–	–	–	–	–	–	–

E1		E1		E1		E1		E1		E1		E1		E1		E1	
5500	–	5500	–	5500	–	5500	–	5500	–	5500	–	5500	–	5500	–	5500	–
1400	–	1400	–	1400	–	1400	–	1400	–	1400	–	1400	–	1400	–	1400	–
6900	DI	6900	DI	6900	DI	6900	DI	6900	DI	6900	DI	6900	DI	6900	DI	6900	DI
+250	CO/–	+250	CO/–	+250	CO/–	+250	CO/–	+250	CO/–	+250	CO/–	+250	CO/–	+250	CO/–	+250	CO/–

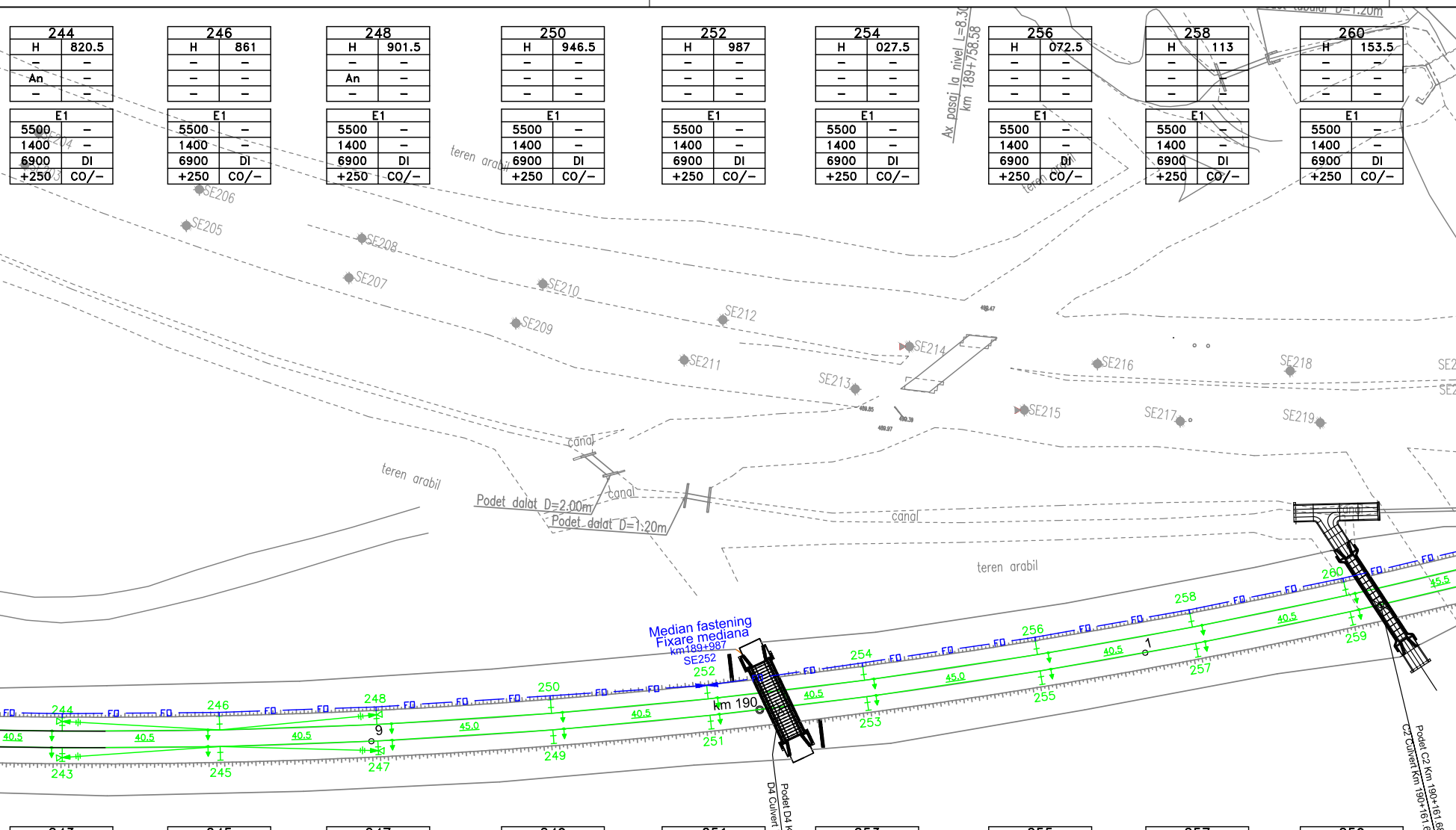
Ax pasaj la nivel L=8.30
km 189+758.58
SE204
SE203
SE206
SE205
SE208
SE207
SE210
SE209
SE212
SE211
SE214
SE213
SE216
SE215
SE218
SE217
SE219
teren arabil
teren arabil
teren arabil
teren arabil
canal
canal
canal
Podet dalat D=2.00m
Podet dalat D=1.20m
Median fastening
Fixare mediana
km189+987
SE252
km 190
Podet D4 Km 190+005.18
D4 Culvert Km 190+005.18
Podet C2 Km 190+161.68
C2 Culvert Km 190+161.68
244
246
248
250
252
254
256
258
260
243
245
247
249
251
253
255
257
259
40.5
45.0
45.5
FD
9
1

243		245		247		249		251		253		255		257		259	
H	820.5	H	861	H	901.5	H	946.5	H	987	H	027.5	H	072.5	H	113	H	153.5
–	–	–	–	–	–	–	–	–	–	–	–	–	–	–	–	–	–
An	–	–	–	An	–	–	–	–	–	–	–	–	–	–	–	–	–
–	–	–	–	–	–	–	–	–	–	–	–	–	–	–	–	–	–

E1		E1		E1		E1		E1		E1		E1		E1		E1	
5500	–	5500	–	5500	–	5500	–	5500	–	5500	–	5500	–	5500	–	5500	–
1400	–	1400	–	1400	–	1400	–	1400	–	1400	–	1400	–	1400	–	1400	–
6900	DD	6900	DD	6900	DD	6900	DD	6900	DD	6900	DD	6900	DD	6900	DD	6900	DD
–250	CO/–	–250	CO/–	–250	CO/–	–250	CO/–	–250	CO/–	–250	CO/–	–250	CO/–	–250	CO/–	–250	CO/–

262	
H	199
–	–
–	–
–	–

E1	
5500	–
1400	–
6900	DI
+250	CO/–

264	
H	255.5
–	–
–	–
–	–

E1	
5500	–
1400	–
6900	DI
+250	CO/–

266	
H	293
–	–
An	–
–	–

E1	
5500	–
1400	–
6900	DI
+250	CO/–

268	
H	338
–	–
–	–
–	–

E1	
6000	–
1300	–
7300	A
+50	CO/–

E2	
5500	–
1400	–
6900	DI
+250	CO/–

270	
H	378.5
–	–
–	–
–	–

E1	
5500	–
1300	–
6800	ICM
+150	CO/–

E2	
5500	–
2000	–
7500	ICM
+350	CO/–

272	
H	423.5
–	–
–	–
–	–

E1	
5500	–
1400	–
6900	DI
+250	CO/–

E2	
6000	–
1300	–
7300	A
+450	CO/–

274	
H	468.5
–	–
An	–
–	–

E1	
5500	–
1400	–
6900	DI
+250	CO/–

276	
H	509
–	–
–	–
–	–

E1	
5500	–
1400	–
6900	DI
+250	CO/–

278	
H	554
–	–
–	–
–	–

E1	
5500	–
1400	–
6900	DI
+250	CO/–

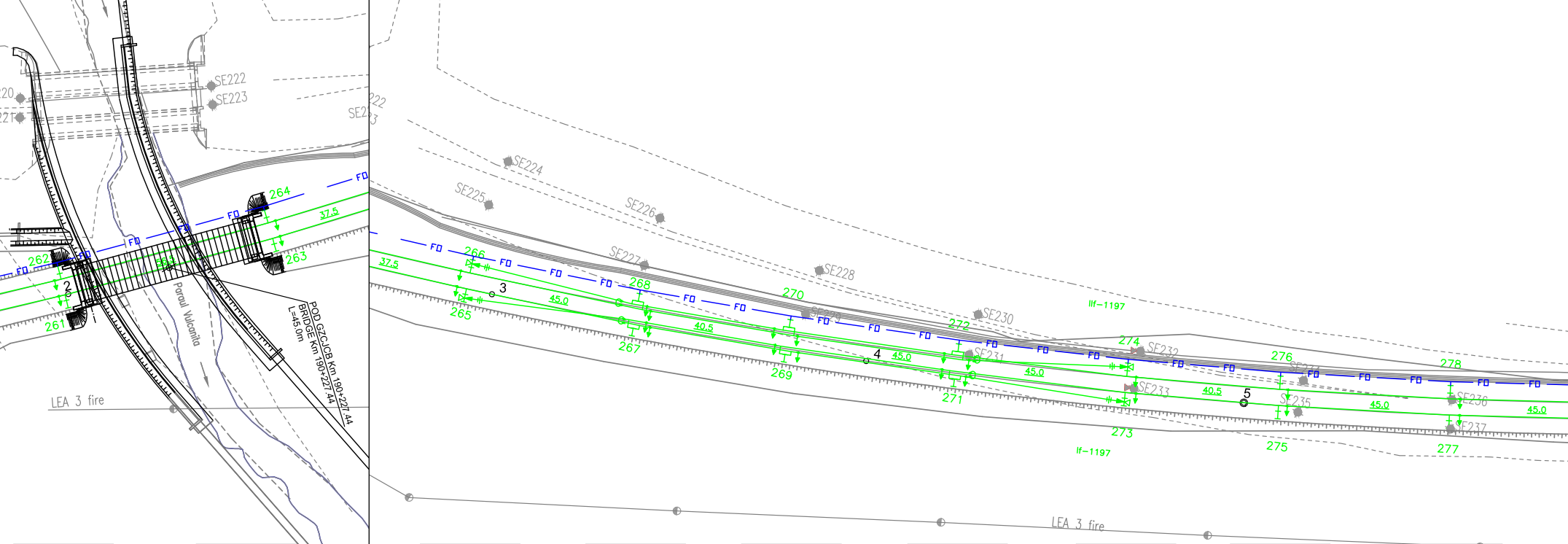
Paraul Vulcanita
SE220
SE221
SE222
SE223
SE224
SE225
SE226
SE227
SE228
SE229
SE230
SE231
SE232
SE233
SE234
SE235
SE236
SE237
FD
261
262
263
264
265
266
267
268
269
270
271
272
273
274
275
276
277
278
2
3
4
5
37.5
56.5
45.0
40.5
Paraul Vulcanita
POD GZCJCB Km 190+227.44
BRIDGE Km 190+227.44
L=45.0m
LEA 3 fire
IIf-1197
If-1197

261	
H	199
–	–
–	–
–	–

E1	
5500	–
1400	–
6900	DD
–250	CO/–

263	
H	255.5
–	–
–	–
–	–

E1	
5500	–
1400	–
6900	DD
–250	CO/–

265	
H	293
–	–
An	–
–	–

E1	
5500	–
1400	–
6900	DD
–250	CO/–

267	
H	338
–	–
–	–
–	–

E1	
6000	–
1300	–
7300	A
–50	CO/–

E2	
5500	–
1400	–
6900	DD
–250	CO/–

269	
H	378.5
–	–
–	–
–	–

E1	
5500	–
2000	–
7500	DCM
–150	CO/–

E2	
5500	–
1300	–
6800	DCM
–350	CO/–

271	
H	423.5
–	–
–	–
–	–

E1	
5500	–
1400	–
6900	DD
–250	CO/–

E2	
6000	–
1300	–
7300	A
–450	CO/–

273	
H	468.5
–	–
An	–
–	–

E1	
5500	–
1400	–
6900	DD
–250	CO/–

275	
H	509
–	–
–	–
–	–

E1	
5500	–
1400	–
6900	DD
–250	CO/–

277	
H	554
–	–
–	–
–	–

E1	
5500	–
1400	–
6900	DD
–250	CO/–

280	
H	599
–	–
–	–
–	–
E1	
5500	–
1400	–
6900	DI
+250	CO/–

282	
H	639.5
–	–
–	–
–	–
E1	
5500	–
1400	–
6900	DI
+250	CO/–

284	
H	684.5
–	–
–	–
–	–
E1	
5500	–
1400	–
6900	DI
+250	CO/–

286	
H	729.5
–	–
–	–
–	–
E1	
5500	–
1400	–
6900	DI
+250	CO/–

288	
H	770
–	–
–	–
–	–
E1	
5500	–
1400	–
6900	DI
+250	CO/–

290	
H	815
–	–
–	–
–	–
E1	
5500	–
1400	–
6900	DI
+250	CO/–

292	
H	860
–	–
–	–
–	–
E1	
5500	–
1400	–
6900	DI
+150	CO/–

294	
H	900.5
–	–
–	–
–	–
E1	
5500	–
1400	–
6900	DI
+250	CO/–

296	
H	945.5
–	–
–	–
–	–
E1	
5500	–
1400	–
6900	DI
+100	CO/–

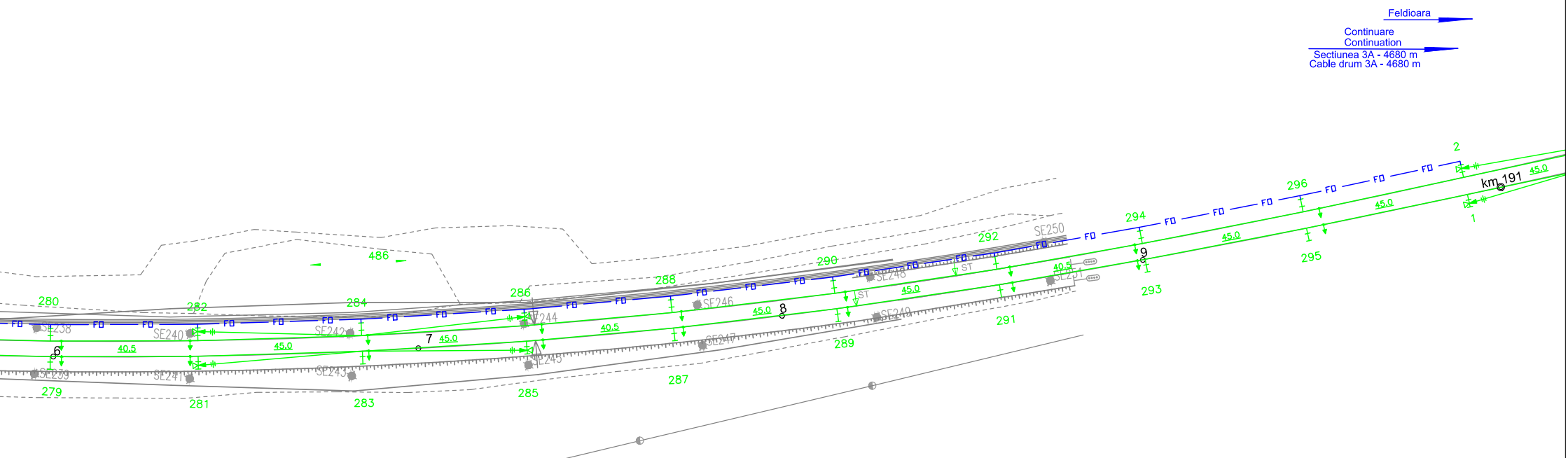
Feldioara
Continuare
Continuation
Sectiunea 3A - 4680 m
Cable drum 3A - 4680 m
km 191
2
1
FO
45.0
40.5
296
295
294
293
292
291
290
289
288
287
286
285
284
283
282
281
280
279
486
9
8
7
6
ST
SE238
SE239
SE240
SE241
SE242
SE243
SE244
SE245
SE246
SE247
SE248
SE249
SE250
SE251

279	
H	599
–	–
–	–
–	–
E1	
5500	–
1400	–
6900	DD
−250	CO/–

281	
H	639.5
–	–
–	–
–	–
E1	
5500	–
1400	–
6900	DD
−250	CO/–

283	
H	684.5
–	–
–	–
–	–
E1	
5500	–
1400	–
6900	DD
−250	CO/–

285	
H	729.5
–	–
–	–
–	–
E1	
5500	–
1400	–
6900	DD
−250	CO/–

287	
H	770
–	–
–	–
–	–
E1	
5500	–
1400	–
6900	DD
−250	CO/–

289	
H	815
–	–
–	–
–	–
E1	
5500	–
1400	–
6900	DD
−250	CO/–

291	
H	860
–	–
–	–
–	–
E1	
5500	–
1400	–
6900	DD
−100	CO/–

293	
H	900.5
–	–
–	–
–	–
E1	
5500	–
1400	–
6900	DD
−250	CO/–

295	
H	945.5
–	–
–	–
–	–
E1	
5500	–
1400	–
6900	DD
−100	CO/–

LEGENDA
LEGEND

CTM	◇	Camereta cu mufa de jonctiune Handhole with jonction box
CTM	◇	Camereta cu rezerva Handhole with cable reserve
CT	☐	Camera de tragere cu mufa de jonctiune Manhole with jonction box
CT	☐	Camera de tragere cu rezerva Manhole with cable reserve
CTS	☐	Camera de tragere speciala pentru subtraversare Special manhole for undercrossing
	►○◄	Fixare mediana Median fastening
	►○◇	Fixare terminala Terminal fastening
	— FO —	Cablu cu fibre optice aerian Aerial optical fiber cable
	— FO —	Cablu cu fibre optice subteran Underground optical fiber cable
	—▭FO▭—	Teava PVC Φ 110 mm / canal metalic PVC pipe Φ 110 mm / metallic chanel

D					
C					
B					
A					
Indice Index	Data Date	Modificare Modification/Revision	Proiectant Designer	Aprobat Consultant Approved Consultant	Aprobat CFR Approved CFR

GUVERNUL ROMANIEI
ROMANIAN GOVERNMENT

PROIECT FINANȚAT DE UNIUNEA EUROPEANĂ
EUROPEAN UNION FINANCED PROJECT

CLIENT / CLIENT

CFR

C.N.C.F. "C.F.R." - S.A.

ITALFERR
GRUPPO FERROVIE DELLO STATO
Joint Venture leader

Scott Wilson

OBERMEYER
PLANEN + BERATEN GmbH

TECNIC
Consulting Engineers

CONSULTANT / CONSULTANT

			Data Date	Semnătură Signature
Aprobat Approved	Şef proiect Project manager	R. Liuzza		
Aprobat Approved	Coordonator Secțiune 1 Section 1 Coordinator	C. Gambelli		
Verificat Checked	Verificator Verifier	Pino Amodio		

SUBCONTRACTANT / SUBCONTRACTOR

AREX
COMPANY

Aprobat Approved	Responsabil Subconsultant Subconsultant Responsible	A.Stanciu - Dinulescu	12.2011	
Întocmit Elaborated	Proiectant Designer	Gabriela Trifan	12.2011	

Reabilitarea liniei de cale ferata Braşov - Simeria, parte componentă a coridorului IV Pan European, pentru circulaţia trenurilor cu viteza maximă de 160 km/h, **Tronsonul : Braşov - Sighişoara**

Rehabilitation of the railway line Braşov - Simeria, component Part of the IV Pan-European Corridor, for the trains circulation with maximum speed of 160 km/h,
Section : Braşov - Sighişoara

Proiect/Project
2004/RO/16/P/PA/003

Faza / Phase:
P.Th. / T.D.

Denumire desen / Drawing Title :

Interval BOD - FELDIOARA - Section
CABLU CU FIBRE OPTICE (Cablul 1)
Plan de situatie
FIBER OPTIC CABLE (cable 1)
Layout Plan

Codificare / Codification System	Scara / Scale	LOT / LOT	Nr. / No 02/ 02

E A 5 1 | 0 1 | E | 0 6 | L 7 | S E | 0 2 | 1 | 7 | 0 0 1 | 1