2	
H	992.5
	FCB
An	

E	
	DD
	CO

FO	

4	
H	037.5
	FCB

E1	
	DD
	CO

E2	
	A
	CO

FO	

6	
H	082.5
	FCB

E1	
	DD
	CO

E2	
	ICM
	CO

FO	

8	
H	127.5
	FCB

E1	
	DD
	CO

E2	
	A
	CO

FO	

10	
H	172.5
	FCB
An	

E	
	ID
	CO

FO	

12	
H	209.5
	FCB

E	
	ID
	CO

FO	

13	
H	240.5
	FCB

E	
	DD
	CO

FO	

14	
MU	244.5
	FMU

E	
	FID
	CS

FO	

16	
H	279.5
	FCB

E1	
	ICA
	CO

E2	
	DC
	CO

FO	

1	
H	992.5
	FCB
An	

E	
	ID
	CO

FO	

3	
H	037.5
	FCB

E1	
	A
	CO

E2	
	ID
	CO

FO	

5	
H	082.5
	FCB

E1	
	ICM
	CO

E2	
	DD
	CO

FO	

7	
H	127.5
	FCB
An	

E1	
	ID
	CO

E2	
	A
	CO

FO	

9	
H	172.5
	FCB
An	

E1	
	A
	CO

E2	
	DD
	CO

FO	

11	
H	209.5
	FCB
As	

E1	
	DC
	CO

E2	
	ICA
	CO

FO	

15	
H	258
	FCB

E1	
	A
	CO

E2	
	ID
	CO

FO	

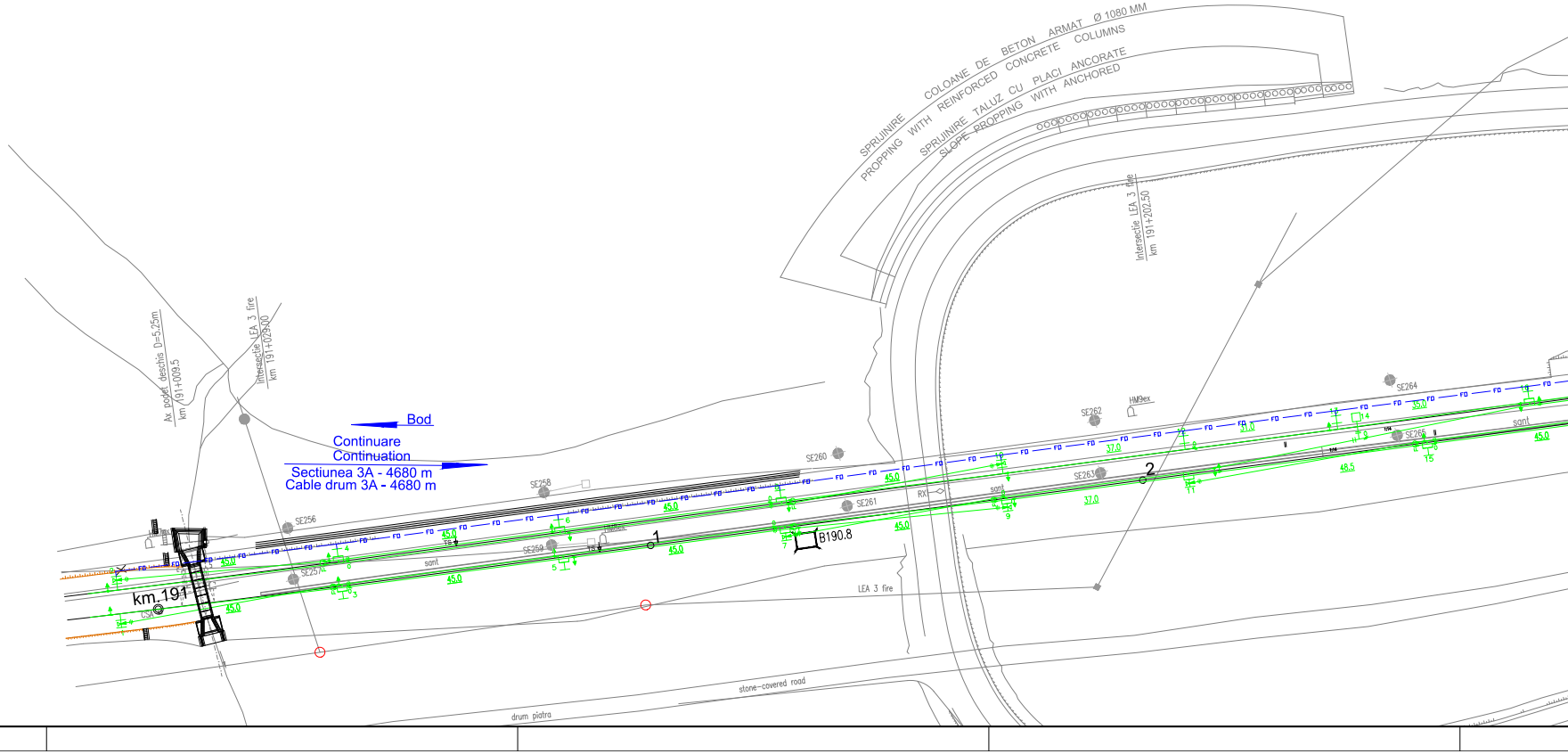
SPRIJINIRE COLOANE DE BETON ARMAT Ø 1080 MM
PROPPING WITH REINFORCED CONCRETE COLUMNS
SPRIJINIRE TALUZ CU PLACI ANCORATE
SLOPE PROPPING WITH ANCHORED
Intersectie LEA 3 fire
km 191+202.50
Ax podet deschis D=5.25m
km 191+009.5
Intersectie LEA 3 fire
km 191+029.00
Bod
Continuare
Continuation
Sectiunea 3A - 4680 m
Cable drum 3A - 4680 m
SE256
SE257
SE258
SE259
SE260
SE261
SE262
SE263
SE264
SE265
HM9ex
km.191
CSA
B190.8
RX
1
2
3
4
5
6
7
9
11
14
15
45.0
37.0
31.0
35.0
48.5
FO
TS
sant
LEA 3 fire
stone-covered road
drum piatra

18	H	308	FCB		C□	E1 DD C□	E2 ID C□			F□
19	H	339.5	FCB			E DD C□	E2 ID C□			F□
21	H	368.5	FCB	As		E ICA C□	E2 DC C□			F□
23	MU	404.5	FMU			E FID CS				F□
24	H	408.5	FCB	As		E DD C□				F□
26	H	445	FCB	As		E1 DD C□	E2 A C□			F□
28	H	487	FCB			E1 A C□	E2 ID C□			F□
29-30	H	527.5	FCB			E1 IC C□	E2 DCA C□			F□
31-32	H	573.5	FCB			E1 IC C□	E2 ID C□			F□
34	H	613.5	FCB			E1 DC C□	E2 DD C□			F□
37	H	649	FCB			E1 DD C□	E2 ID C□			F□
40	H	680	FCB			E1 ID C□	E2 DD C□			F□
17	H	303	FCB			E1 ICM C□	E2 DD C□			F□
20	H	348	FCB	As		E1 ID C□	E2 A C□			F□
36	H	649	FCB			E DD C□				F□
39	H	680	FCB			E ID C□				F□
22	H	393	FCB	As		E DD C□				F□
25	H	439	FCB			E1 DC C□	E2 ICA C□			F□
27	H	487	FCB			E1 A C□	E2 ID C□	E3 A C□		F□
29-30	H	527.5	FCB	As				E3 DC C□	E4 ICM C□	F□
31-32	H	573.5	FCB					E3 ID C□	E4 IC C□	F□
33	H	613.5	FCB			E1 ID C□	E2 IC C□			F□
35	SECP6	649.5	FCB			E DC C□				F□
38	SECP6	679.5	FCB			E1 IC C□	E2 A C□			F□

Ax pasaj la nivel L=5.70m
Axis level crossing L=5,70m
km 191+689.00

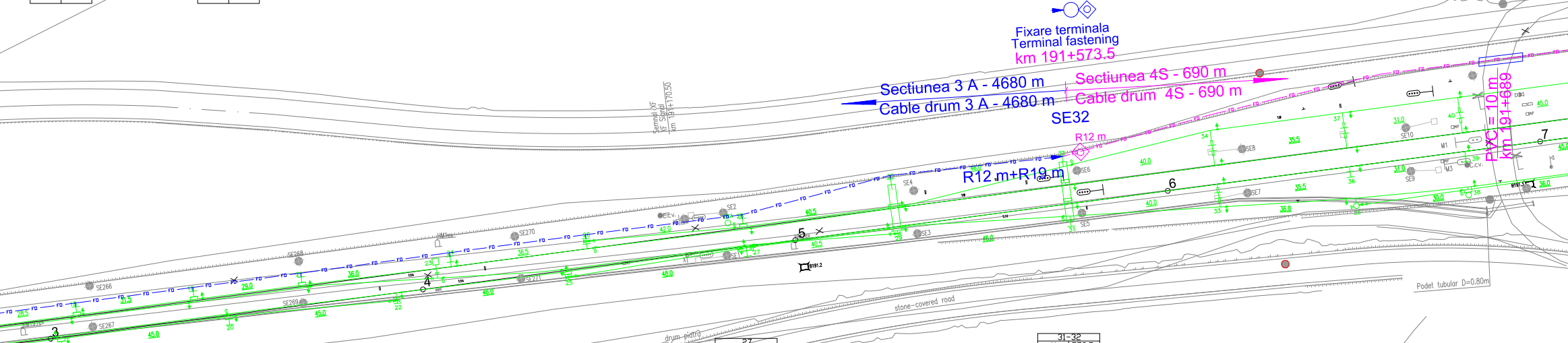
Fixare terminala
Terminal fastening
km 191+573.5
Sectiunea 3 A - 4680 m
Cable drum 3 A - 4680 m
Sectiunea 4S - 690 m
Cable drum 4S - 690 m
SE32
R12 m
R12 m+R19 m
PVC = 10 m
km 191+689
Semnal XF
XF Signal
km 191+170.50
Semnal X
X Signal
km 191+171.43
3
4
5
6
7
SE266
SE267
SE268
SE269
SE270
SE271
SE2
SE3
SE4
SE5
SE6
SE7
SE8
SE9
SE10
B191.0
B191.2
drum piatra
stone-covered road
Podet tubular D=0.80m

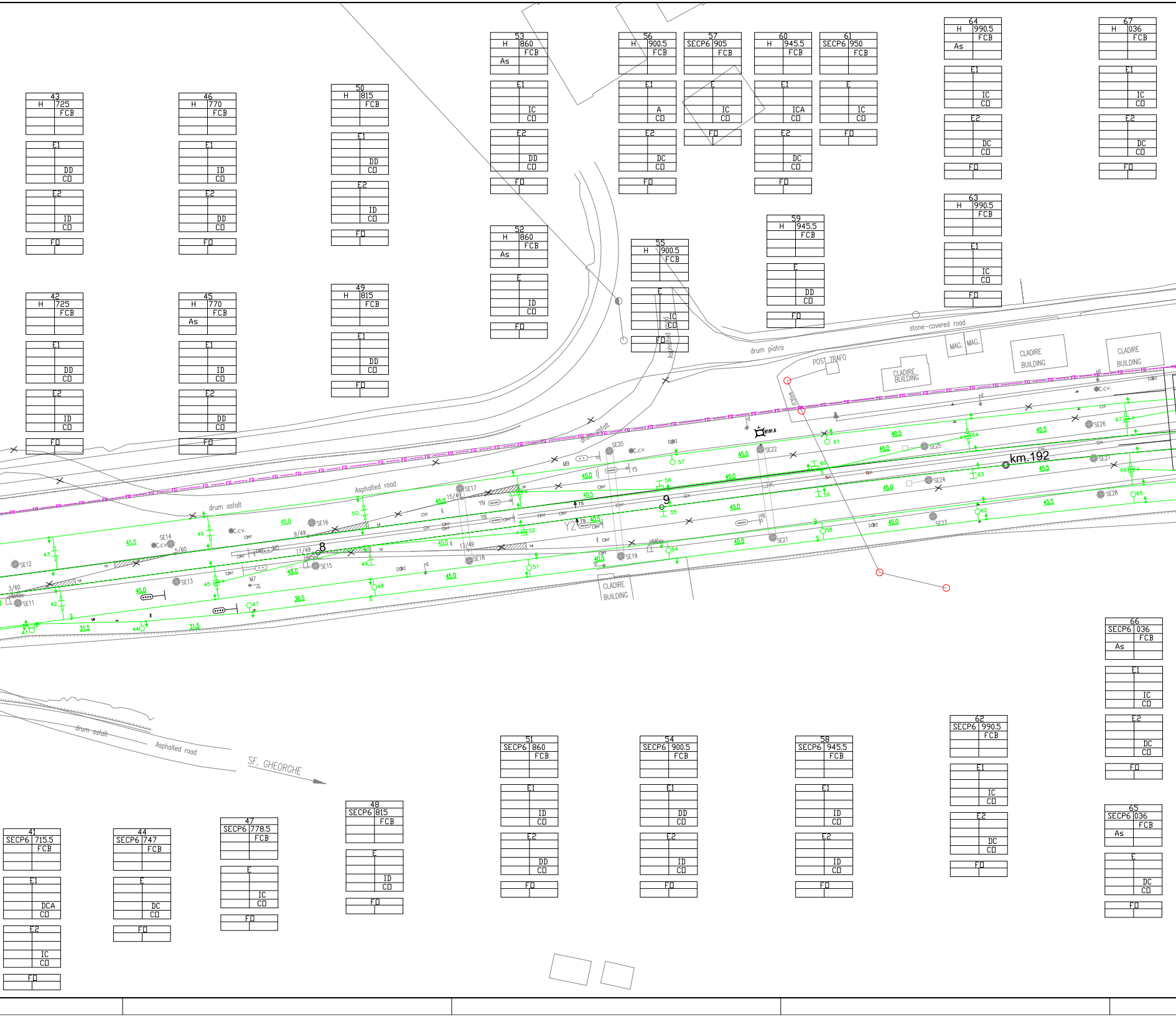
43 H 725 FCB E1 DD CD E2 ID CD FD
46 H 770 FCB E1 ID CD E2 DD CD FD
50 H 815 FCB E1 DD CD E2 ID CD FD
53 H 860 FCB As E1 IC CD E2 DD CD FD
56 H 900.5 FCB E1 A CD E2 DC CD FD
57 SECP6 905 FCB E IC CD FD
60 H 945.5 FCB E1 ICA CD E2 DC CD FD
61 SECP6 950 FCB E IC CD FD
64 H 990.5 FCB As E1 IC CD E2 DC CD FD
67 H 036 FCB E1 IC CD E2 DC CD FD
63 H 990.5 FCB E1 IC CD FD
59 H 945.5 FCB E DD CD FD
55 H 900.5 FCB E IC CD FD
52 H 860 FCB As E ID CD FD
49 H 815 FCB E1 DD CD FD
42 H 725 FCB E1 DD CD E2 ID CD FD
45 H 770 FCB As E1 ID CD E2 DD CD FD
66 SECP6 036 FCB As E1 IC CD E2 DC CD FD
62 SECP6 990.5 FCB E1 IC CD E2 DC CD FD
65 SECP6 036 FCB As E DC CD FD
51 SECP6 860 FCB E1 ID CD E2 DD CD FD
54 SECP6 900.5 FCB E1 DD CD E2 ID CD FD
58 SECP6 945.5 FCB E1 ID CD E2 ID CD FD
48 SECP6 815 FCB E ID CD FD
47 SECP6 778.5 FCB E IC CD FD
44 SECP6 747 FCB E DC CD FD
41 SECP6 715.5 FCB E1 DCA CD E2 IC CD FD
km.192
stone-covered road
drum piatra
drum asfalt
Asphalted road
Asphalted road
drum asfalt
POST TRAFO
CLADIRE BUILDING
CLADIRE BUILDING
CLADIRE BUILDING
CLADIRE BUILDING
MAG.
MAG.
SF. GHEORGHE
8
9
Y2
SE11
SE12
SE13
SE14
SE15
SE16
SE17
SE18
SE19
SE20
SE21
SE22
SE23
SE24
SE25
SE26
SE27
SE28
C.cv.
45.0
31.5
36.5
40.5

70	
H	082
	FCB
E1	
	IC
	CD
E2	
	DC
	CD
FD	

73	
MU	127
	FMU
E1	
	IC
	CS
E2	
	DC
	CS
FD	

76	
MU	162.5
	FMU
E1	
	IC
	CS
E2	
	DC
	CS
FD	

79	
MU	210.5
	FMU
E1	
	IC
	CS
E2	
	DC
OP1	CS
FD	

82	
MU	246.5
	FMU
E1	
	IC
	CS
E2	
	DC
	CS
FD	

85	
H	291.5
	FCB
E1	
	IC
	CD
E2	
	DC
	CD
FD	

88	
H	335.5
	FCB
E1	
	IC
	CD
E2	
	DC
	CD
FD	

91	
H	376
	FCB
E1	
	IC
	CD
E2	
	DC
	CD
FD	

94	
H	416.5
	FCB
E1	
	DC
	CD
E2	
	DC
	CD
FD	

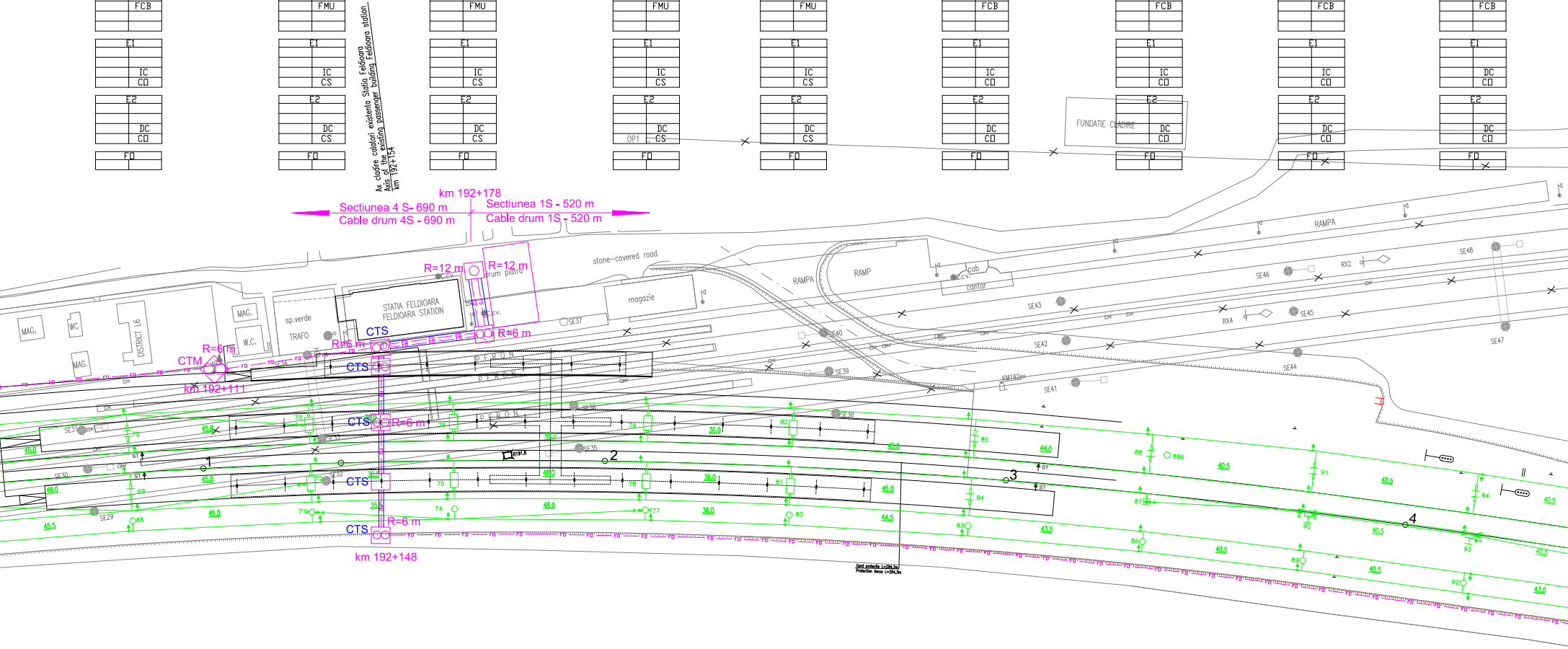
Ax cladire calatori existenta Statia Feldioara
Axis of the existing passenger building Feldioara station
km 192+154
FUNDATIE CLADIRE
km 192+178
Sectiunea 4 S- 690 m
Cable drum 4S - 690 m
Sectiunea 1S - 520 m
Cable drum 1S - 520 m
R=12 m
R=12 m
drum piatra
stone-covered road
STATIA FELDIOARA
FELDIOARA STATION
magazie
RAMPA
RAMP
RAMPA
cab
cantor
MAG.
WC
DISTRICT L6
MAG.
W.C.
MAG.
sp.verde
TRAFO
CTS
R=6 m
CTM
R=6 m
CTS
R=6 m
km 192+111
CTS
R=6 m
CTS
CTS
R=6 m
km 192+148
PERON
PERON
PERON
1
2
3
4
SE29
SE30
SE31
SE33
SE35
SE36
SE37
SE38
SE39
SE40
SE41
SE42
SE43
SE44
SE45
SE46
SE47
SE48
RX2
RX4
KM192
Gard protectie L=294,7m
Protection fence L=294,7m

69	
SECP6	082
	FCB
E1	
	IC
	CD
E2	
	DC
	CD
FD	

72	
MU	127
	FMU
E1	
	IC
	CS
E2	
	DC
	CS
FD	

75	
MU	162.5
	FMU
E1	
	IC
	CS
E2	
	DC
	CS
FD	

78	
MU	210.5
	FMU
E1	
	IC
	CS
E2	
	DC
	CS
FD	

81	
MU	246.5
	FMU
E1	
	IC
	CS
E2	
	DC
	CS
FD	

84	
H	291.5
	FCB
E1	
	IC
	CD
E2	
	DC
	CD
FD	

87	
H	335.5
	FCB
As	
E	
	ID
	CD
FD	

90	
H	376
	FCB
E1	
	A
	CD
E2	
	ID
	CD
FD	

93	
H	416.5
	FCB
E1	
	ID
	CD
E2	
	A
	CD
FD	

68	
SECP6	081.50
	FCB
E	
	DC
	CD
FD	

71	
SECP6	126.5
	FCB
E	
	DC
	CD
FD	

74	
SECP6	162.5
	FCB
E	
	DC
	CD
FD	

77	
SECP6	210.5
	FCB
E	
	DC
	CD
FD	

80	
SECP6	246.5
	FCB
E	
	DC
	CD
FD	

83	
SECP6	291.5
	FCB
E	
	DC
	CD
FD	

86	
SECP6	335.5
	FCB
E1	
	IC
	CD
E2	
	DC
	CD
FD	

89	
SECP6	376
	FCB
E1	
	IC
	CD
E2	
	DC
	CD
FD	

92	
SECP6	416.5
	FCB
E1	
	DD
	CD
E2	
	ID
	CD
FD	

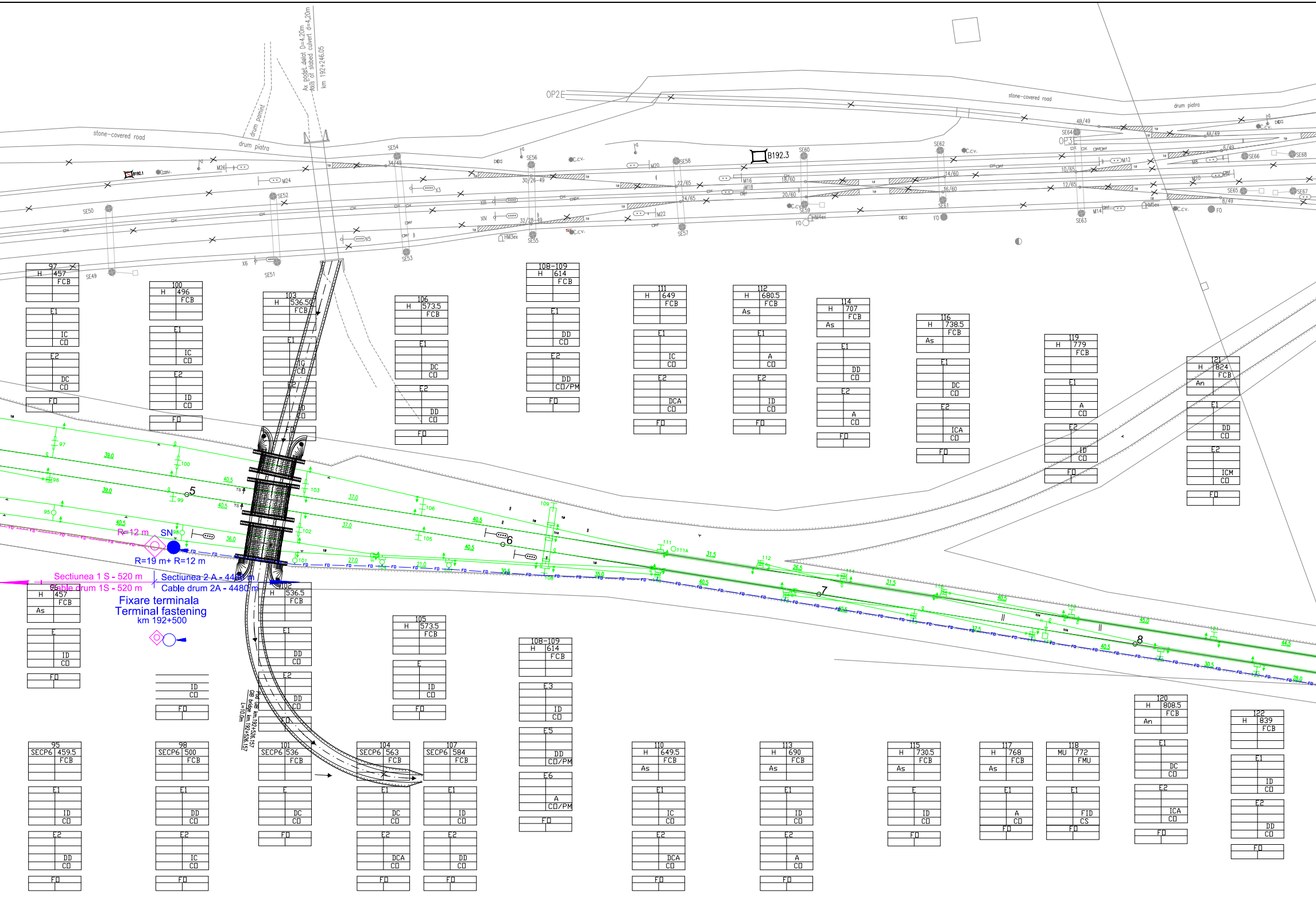
Ax podet dalat D=4,20m
Axis of slabed culvert d=4,20m
km 192+246,05
drum pamint
drum piatra
stone-covered road
OP2
OP3
B192.3
B192.1
SE49
SE50
SE51
SE52
SE53
SE54
SE55
SE56
SE57
SE58
SE59
SE60
SE61
SE62
SE63
SE64
SE65
SE66
SE67
SE68
M20
M22
M24
M26
X3
X5
X6
C.cv.
FO
HM3ex
HM4ex
34/49
30/26-49
32/28-49
22/65
24/65
18/60
20/60
14/60
16/60
10/65
12/65
48/49
4A/49
6/49
8/49
M8
M10
M12
M14
M16
M18
5
6
7
8
R=12 m
SN
R=19 m+ R=12 m
Sectiunea 1 S - 520 m
Cable drum 1S - 520 m
Sectiunea 2 A - 4480 m
Cable drum 2A - 4480 m
Fixare terminala
Terminal fastening
km 192+500
Pod CF km 192+526,157
CF bridge km 192+526,157
L=10,0m
97 H 457 FCB
E1 IC CD
E2 DC CD
FD
100 H 496 FCB
E1 IC CD
E2 ID CD
FD
103 H 536.50 FCB
E1 IC CD
E2 DD CD
FD
106 H 573.5 FCB
E1 DC CD
E2 DD CD
FD
108-109 H 614 FCB
E1 DD CD
E2 DD CD/PM
FD
111 H 649 FCB
E1 IC CD
E2 DCA CD
FD
112 H 680.5 FCB As
E1 A CD
E2 ID CD
FD
114 H 707 FCB As
E1 DD CD
E2 A CD
FD
116 H 738.5 FCB As
E1 DC CD
E2 ICA CD
FD
119 H 779 FCB
E1 A CD
E2 ID CD
FD
121 H 824 FCB An
E1 DD CD
E2 ICM CD
FD
96 H 457 FCB As
E ID CD
FD
ID CD
FD
102 H 536.5 FCB
E1 DD CD
E2 DD CD
FD
105 H 573.5 FCB
E ID CD
FD
108-109 H 614 FCB
E3 ID CD
E5 DD CD/PM
E6 A CD/PM
FD
95 SECP6 459.5 FCB
E1 ID CD
E2 DD CD
FD
98 SECP6 500 FCB
E1 DD CD
E2 IC CD
FD
101 SECP6 536 FCB
E DC CD
FD
104 SECP6 563 FCB
E1 DC CD
E2 DCA CD
FD
107 SECP6 584 FCB
E1 ID CD
E2 DD CD
FD
110 H 649.5 FCB As
E1 IC CD
E2 DCA CD
FD
113 H 690 FCB As
E1 ID CD
E2 A CD
FD
115 H 730.5 FCB As
E ID CD
FD
117 H 768 FCB As
E1 A CD
FD
118 MU 772 FMU
E1 FID CS
FD
120 H 808.5 FCB An
E1 DC CD
E2 ICA CD
FD
122 H 839 FCB
E1 ID CD
E2 DD CD
FD
39.0
40.5
37.0
36.0
35.0
31.5
30.5
27.0
26.5
21.0
28.0
43.5
44.5
FO

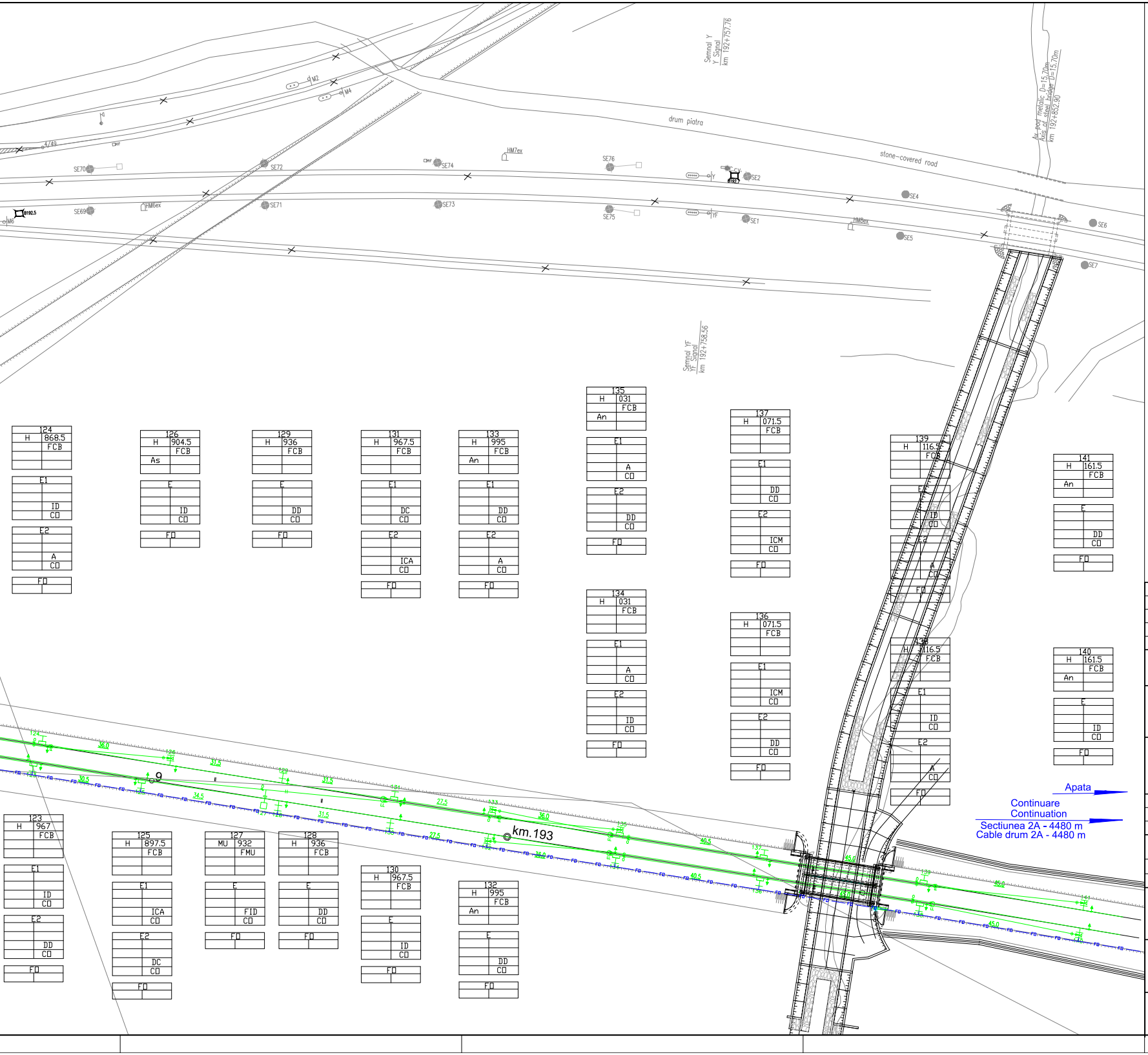
Semnal Y
Y Signal
km 192+757.76
drum piatra
stone-covered road
Ax pod metalic D=15.70m
Axis of steel bridge D=15.70m
km 192+852.90
Semnal YF
YF Signal
km 192+758.56
SE70
SE72
SE74
SE76
SE2
SE4
SE6
SE7
SE69
SE71
SE73
SE75
SE1
SE5
HM7ex
HM6ex
HM8ex
B192.5
B192.7
M2
M4
M6
4/49
km.193
Apata
Continuare
Continuation
Sectiunea 2A - 4480 m
Cable drum 2A - 4480 m
124 H 868.5 FCB
126 H 904.5 FCB As
129 H 936 FCB
131 H 967.5 FCB
133 H 995 FCB An
135 H 031 FCB An
137 H 071.5 FCB
139 H 116.5 FCB
141 H 161.5 FCB An
134 H 031 FCB
136 H 071.5 FCB
138 H 116.5 FCB
140 H 161.5 FCB An
123 H 967 FCB
125 H 897.5 FCB
127 MU 932 FMU
128 H 936 FCB
130 H 967.5 FCB
132 H 995 FCB An
E1
E2
E
ID
DD
DC
A
ICA
ICM
FID
CO
FO

L E G E N D A
L E G E N D

CTM	◇	Camereta cu mufa de jonctiune Handhole with junction box
CTM	◇	Camereta cu rezerva Handhole with cable reserve
CT	☐	Camera de tragere cu mufa de jonctiune Manhole with junction box
CT	☐	Camera de tragere cu rezerva Manhole with cable reserve
CTS	☐	Camera de tragere speciala pentru subtraversare Special manhhole for undercrossing
	●	Fixare mediana Median fastening
	●	Fixare terminala Terminal fastening
	— FO —	Cablu cu fibre optice aerian Aerial optical fiber cable
	— FO —	Cablu cu fibre optice subteran Underground optical fiber cable
	—▭—	Teava PVC Φ 110 mm / canal metalic PVC pipe Φ 110 mm / metallic chanel

D					
C					
B					
A					
Indice Index	Data Date	Modificare Modification/Revision	Proiectant Designer	Aprobat Consultant Approved Consultant	Aprobat CFR Approved CFR

GUVERNUL ROMANIEI
ROMANIAN GOVERNMENT

PROIECT FINANŢAT DE UNIUNEA EUROPEANĂ
EUROPEAN UNION FINANCED PROJECT

CLIENT / CLIENT

C.N.C.F. "C.F.R." - S.A.

ITALFERR
GRUPPO FERROVIE DELLO STATO
Joint Venture leader

CONSULTANT / CONSULTANT

			Data Date	Semnătură Signature
Aprobat Approved	Şef proiect Project manager	R. Liuzza	11.2011	
Aprobat Approved	Coordonator Secţiune 1 Section 1 Coordinator	C. Gambelli	11.2011	
Verificat Checked	Verificator Verifier	Pino Amodio	11.2011	

SUBCONTRACTANT / SUBCONTRACTOR

Aprobat Approved	Responsabil Subconsultant Subconsultant Responsible	A.Stanciu - Dinulescu	11.2011	
Întocmit Elaborated	Proiectant Designer	Gabriela Trifan	11.2011	

Reabilitarea liniei de cale ferata Braşov - Simeria, parte componentă a coridorului IV Pan European, pentru circulaţia trenurilor cu viteza maximă de 160 km/h, **Tronsonul :**
Braşov - Sighişoara
Rehabilitation of the railway line Braşov - Simeria, component Part of the IV Pan-European Corridor, for the trains circulation with maximum speed of 160 km/h,
Section : Braşov - Sighişoara

Proiect/Project
2004/RO/16/P/PA/003

Faza / Phase:
P.Th. / T.D.

Denumire desen / Drawing Title :

Statia - FELDIOARA- Station
CABLU CU FIBRE OPTICE (Cablul 1)
Plan de situatie
FIBER OPTIC CABLE (cable 1)
Layout Plan

Codificare / Codification System	Scara / Scale	LOT / LOT	Nr. / No 01 / 01

E A 5 1 | 0 1 | E | 0 7 | L 8 | S E | 0 2 | 5 | 7 | 0 0 1 | 1