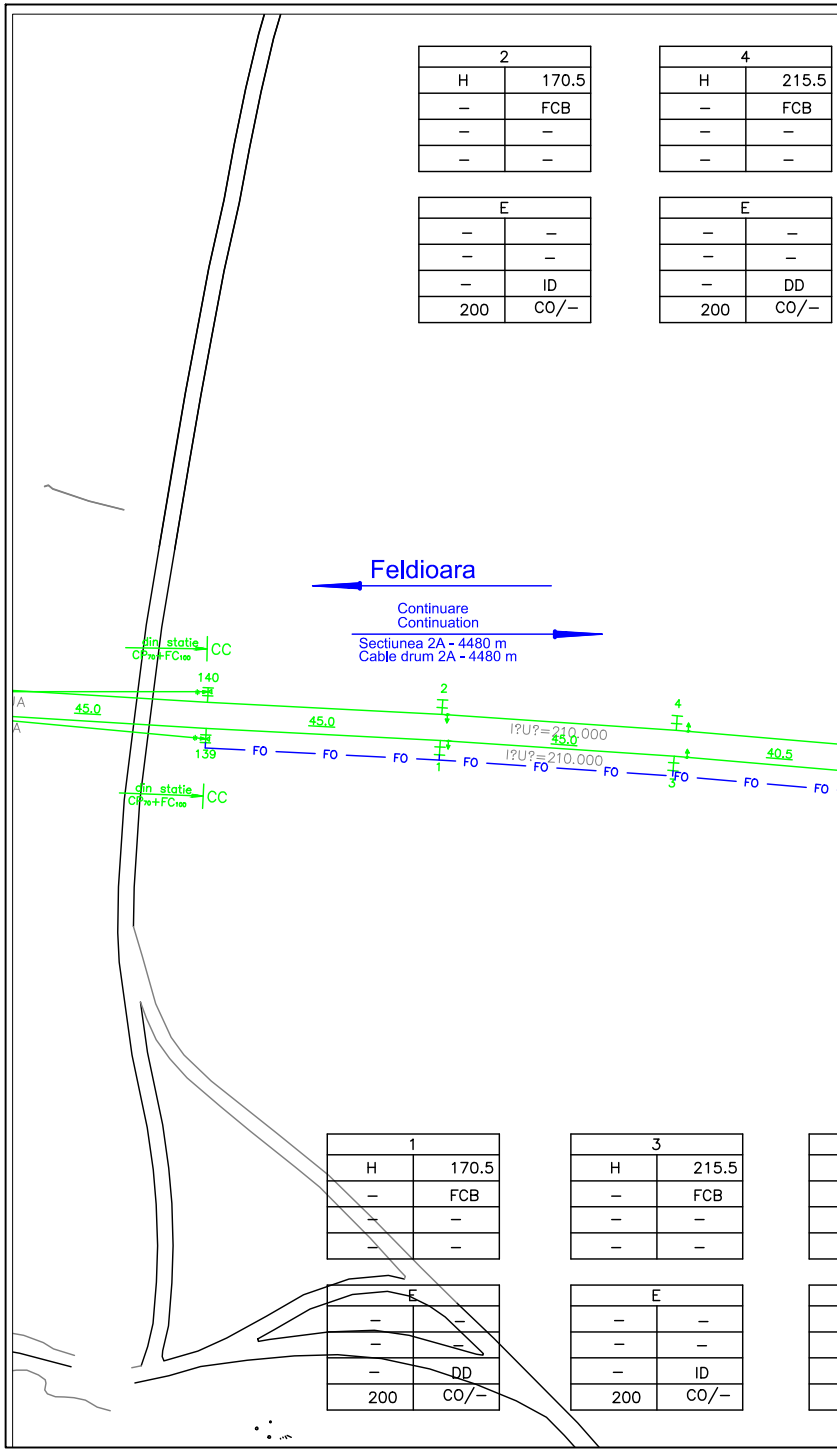
Feldioara
Continuare
Continuation
Sectiunea 2A - 4480 m
Cable drum 2A - 4480 m
din statie
CP70+FC100
CC
din statie
CP70+FC100
CC
A
A
140
139
2
4
1
3
45.0
45.0
45.0
40.5
I?U?=210.000
I?U?=210.000
FO
FO
FO
FO
FO
FO
FO
FO
FO
FO

2	
H	170.5
–	FCB
–	–
–	–

E	
–	–
–	–
–	ID
200	CO/–

4	
H	215.5
–	FCB
–	–
–	–

E	
–	–
–	–
–	DD
200	CO/–

1	
H	170.5
–	FCB
–	–
–	–

E	
–	–
–	–
–	DD
200	CO/–

3	
H	215.5
–	FCB
–	–
–	–

E	
–	–
–	–
–	ID
200	CO/–

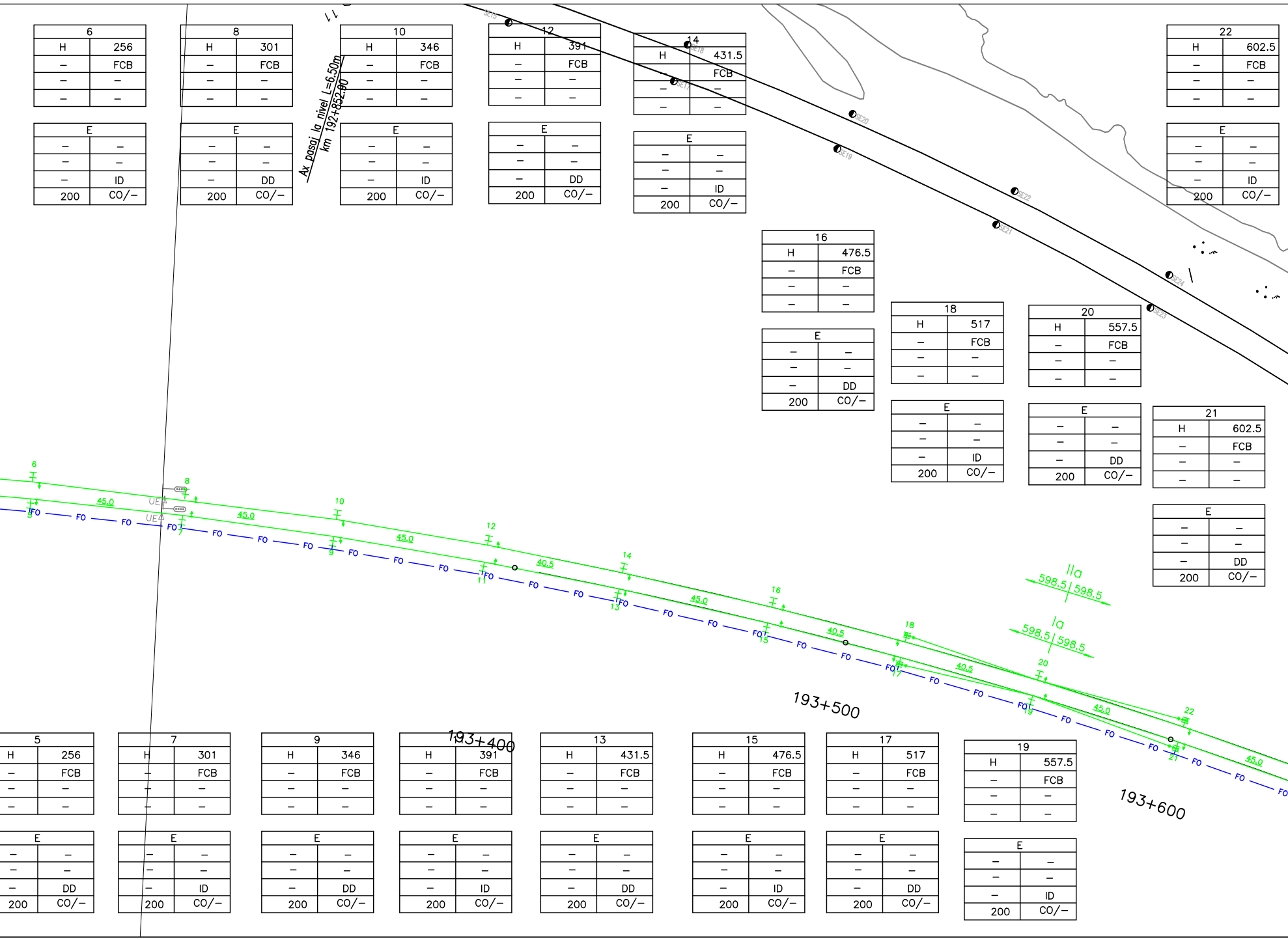
Ax pasaj la nivel L=6.50m
km 192+852.90
193+400
193+500
193+600
IIa
598.5 | 598.5
Ia
598.5 | 598.5
45.0
40.5
FO
UE4
SE19
SE20
SE21
SE22
SE23
SE24

6	
H	256
–	FCB
–	–
–	–
E	
–	–
–	–
–	ID
200	CO/–

8	
H	301
–	FCB
–	–
–	–
E	
–	–
–	–
–	DD
200	CO/–

10	
H	346
–	FCB
–	–
–	–
E	
–	–
–	–
–	ID
200	CO/–

12	
H	391
–	FCB
–	–
–	–
E	
–	–
–	–
–	DD
200	CO/–

14	
H	431.5
–	FCB
–	–
–	–
E	
–	–
–	–
–	ID
200	CO/–

16	
H	476.5
–	FCB
–	–
–	–
E	
–	–
–	–
–	DD
200	CO/–

18	
H	517
–	FCB
–	–
–	–
E	
–	–
–	–
–	ID
200	CO/–

20	
H	557.5
–	FCB
–	–
–	–
E	
–	–
–	–
–	DD
200	CO/–

22	
H	602.5
–	FCB
–	–
–	–
E	
–	–
–	–
–	ID
200	CO/–

21	
H	602.5
–	FCB
–	–
–	–
E	
–	–
–	–
–	DD
200	CO/–

5	
H	256
–	FCB
–	–
–	–
E	
–	–
–	–
–	DD
200	CO/–

7	
H	301
–	FCB
–	–
–	–
E	
–	–
–	–
–	ID
200	CO/–

9	
H	346
–	FCB
–	–
–	–
E	
–	–
–	–
–	DD
200	CO/–

11	
H	391
–	FCB
–	–
–	–
E	
–	–
–	–
–	ID
200	CO/–

13	
H	431.5
–	FCB
–	–
–	–
E	
–	–
–	–
–	DD
200	CO/–

15	
H	476.5
–	FCB
–	–
–	–
E	
–	–
–	–
–	ID
200	CO/–

17	
H	517
–	FCB
–	–
–	–
E	
–	–
–	–
–	DD
200	CO/–

19	
H	557.5
–	FCB
–	–
–	–
E	
–	–
–	–
–	ID
200	CO/–

24	
H	647.5
–	FCB
–	–
–	–

26	
H	688
–	FCB
–	–
–	–

E	
–	–
–	–
–	DD
200	CO/–

E	
–	–
–	–
–	ID
200	CO/–

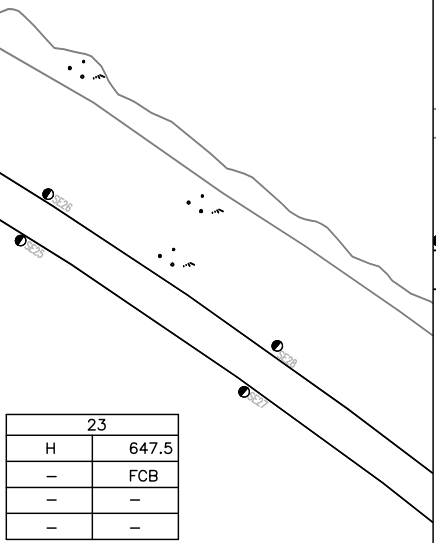
SE26
SE25
SE28
SE27

23	
H	647.5
–	FCB
–	–
–	–

E	
–	–
–	–
–	ID
200	CO/–

25	
H	688
–	FCB
–	–
–	–

E	
–	–
–	–
–	DD
200	CO/–

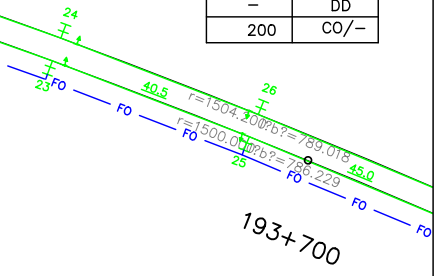
24
23
FO
40.5
26
r=1504.200?b?=789.018
r=1500.000?b?=786.229
25
45.0
193+700

28	
H	733
–	FCB
–	–
–	–

30	
H	773.5
–	FCB
–	–
–	–

32	
H	814
–	FCB
–	–
–	–

34	
H	859
–	FCB
–	–
–	–

36	
H	899.5
–	FCB
–	–
–	–

38	
H	940
–	FCB
–	–
–	–

E	
–	–
–	–
–	DD
200	CO/–

E	
–	–
–	–
–	ID
200	CO/–

E	
–	–
–	–
–	DD
200	CO/–

E	
–	–
–	–
–	ID
200	CO/–

E	
–	–
–	–
–	DD
200	CO/–

E	
–	–
–	–
–	ID
200	CO/–

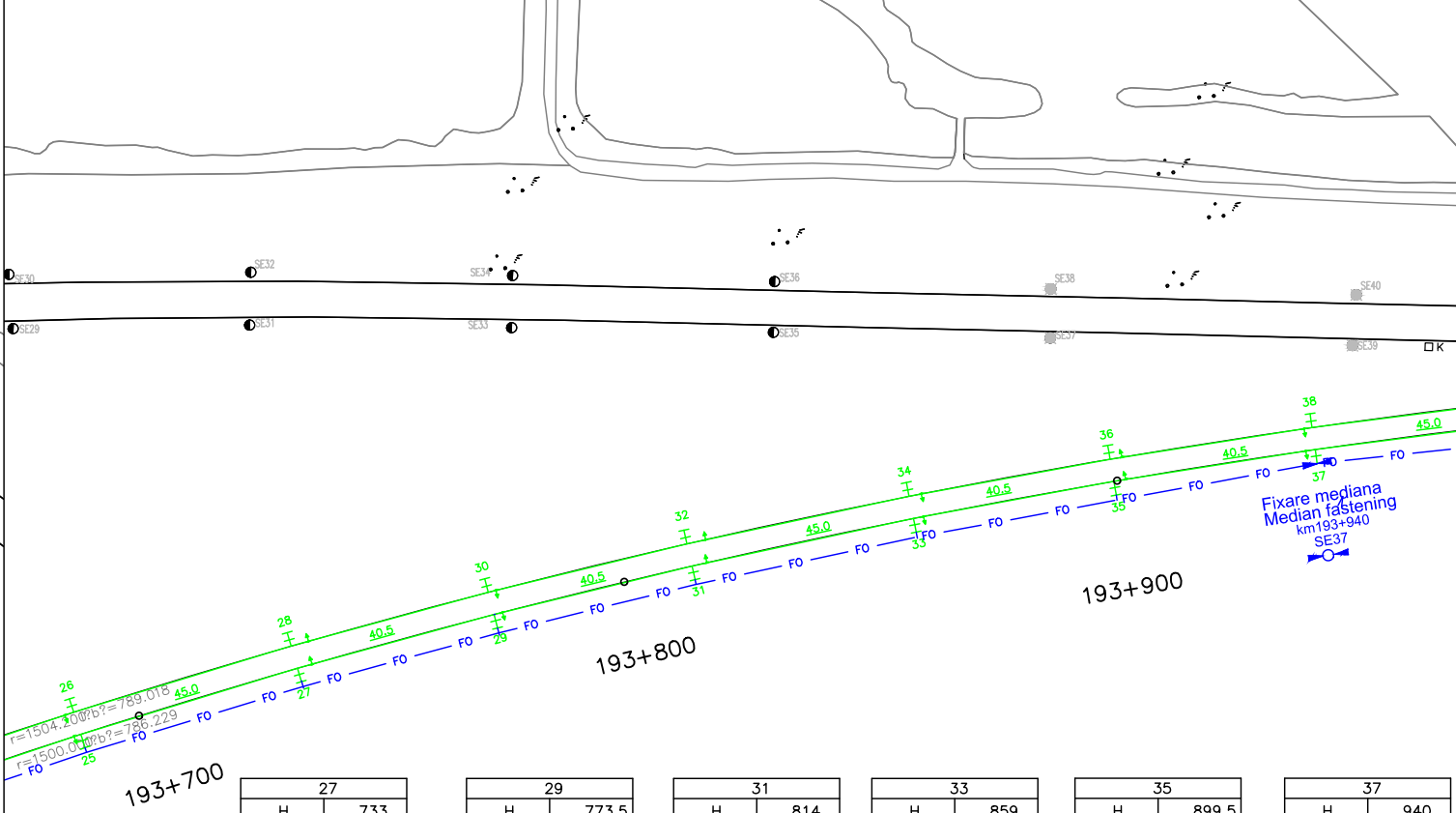
SE30
SE29
SE32
SE31
SE34
SE33
SE36
SE35
SE38
SE37
SE40
SE39
K
r=1504.200?b?=789.018
r=1500.000?b?=786.229
26
25
27
28
29
30
31
32
33
34
35
36
37
38
40.5
45.0
FO
193+700
193+800
193+900
Fixare mediana
Median fastening
km193+940
SE37

27	
H	733
–	FCB
–	–
–	–

29	
H	773.5
–	FCB
–	–
–	–

31	
H	814
–	FCB
–	–
–	–

33	
H	859
–	FCB
–	–
–	–

35	
H	899.5
–	FCB
–	–
–	–

37	
H	940
–	FCB
–	–
–	–

E	
–	–
–	–
–	ID
200	CO/–

E	
–	–
–	–
–	DD
200	CO/–

E	
–	–
–	–
–	ID
200	CO/–

E	
–	–
–	–
–	DD
200	CO/–

E	
–	–
–	–
–	ID
200	CO/–

E	
–	–
–	–
–	DD
200	CO/–

40	
H	985
–	FCB
–	–
–	–

E	
–	–
–	–
–	DD
200	CO/–

42	
H	030
–	FCB
–	–
–	–

E1	
–	–
–	–
–	A
0	CO/–

E2	
–	–
–	–
–	ID
200	CO/–

44	
H	070.5
–	FCB
–	–
–	–

E1	
–	–
–	–
–	DD
200	CO/–

E2	
–	–
–	–
–	ID
200	CO/–

46	
H	111
–	FCB
–	–
–	–

E1	
–	–
–	–
–	A
0	CO/–

E2	
–	–
–	–
–	ID
200	CO/–

48	
H	156
–	FCB
–	–
–	–

E	
–	–
–	–
–	DD
200	CO/–

50	
H	201
–	FCB
–	–
–	–

E	
–	–
–	–
–	ID
200	CO/–

52	
H	246
–	FCB
–	–
–	–

E	
–	–
–	–
–	DD
200	CO/–

54	
H	286.5
–	FCB
–	–
–	–

E	
–	–
–	–
–	ID
200	CO/–

56	
H	331.5
–	FCB
–	–
–	–

E	
–	–
–	–
–	DD
200	CO/–

58	
H	376.5
–	FCB
–	–
–	–

E	
–	–
–	–
–	ID
200	CO/–

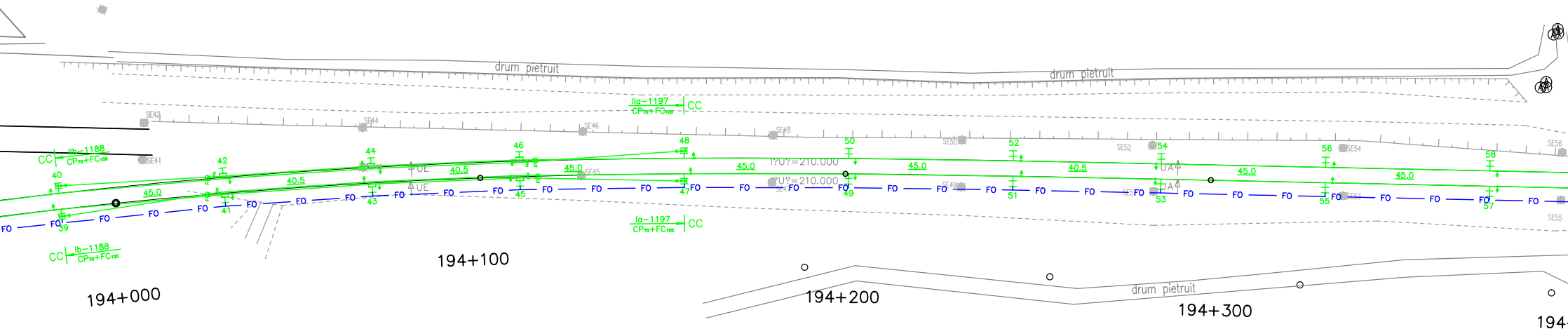

drum pietruit
drum pietruit
IIa-1197 CP70+FC100 CC
CC IIb-1188 CP70+FC100
SE41
SE42
SE44
SE45
SE46
SE48
SE50
SE52
SE54
SE56
SE55
40
42
44
46
48
50
52
54
56
58
39
41
43
45
47
49
51
53
55
57
45.0
40.5
40.5
45.0
45.0
45.0
40.5
45.0
45.0
UE
UE
UA
UA
!?U?=210.000
!?U?=210.000
FO
Ia-1197 CP70+FC100 CC
CC Ib-1188 CP70+FC100
194+000
194+100
194+200
drum pietruit
194+300
194

41	
H	030
–	FCB
–	–
–	–

E1	
–	–
–	–
–	A
0	CO/–

E2	
–	–
–	–
–	DD
200	CO/–

43	
H	070.5
–	FCB
–	–
–	–

E1	
–	–
–	–
–	DD
200	CO/–

E2	
–	–
–	–
–	ID
200	CO/–

45	
H	111
–	FCB
–	–
–	–

E1	
–	–
–	–
–	A
0	CO/–

E2	
–	–
–	–
–	DD
200	CO/–

39	
H	985
–	FCB
–	–
–	–

E	
–	–
–	–
–	ID
200	CO/–

47	
H	156
–	FCB
–	–
–	–

E	
–	–
–	–
–	ID
200	CO/–

49	
H	201
–	FCB
–	–
–	–

E	
–	–
–	–
–	DD
200	CO/–

51	
H	246
–	FCB
–	–
–	–

E	
–	–
–	–
–	ID
200	CO/–

53	
H	286.5
–	FCB
–	–
–	–

E	
–	–
–	–
–	DD
200	CO/–

55	
H	331.5
–	FCB
–	–
–	–

E	
–	–
–	–
–	ID
200	CO/–

57	
H	376.5
–	FCB
–	–
–	–

E	
–	–
–	–
–	DD
200	CO/–

60	
H	426
–	FCB
–	–
–	–

E	
–	–
–	–
–	DD
200	CO/–

62	
H	475.5
–	FCB
–	–
–	–

E	
–	–
–	–
–	ID
200	CO/–

64	
H	525
–	FCB
–	–
–	–

E	
–	–
–	–
–	DD
200	CO/–

66	
H	570
–	FCB
–	–
–	–

E	
–	–
–	–
–	ID
200	CO/–

68	
H	619.5
–	FCB
–	–
–	–

E	
–	–
–	–
–	DD
200	CO/–

70	
H	664.5
–	FCB
–	–
–	–

E	
–	–
–	–
–	ID
200	CO/–

72	
H	714
–	FCB
–	–
–	–

E	
–	–
–	–
–	DD
200	CO/–

74	
H	759
–	FCB
–	–
–	–

E	
–	–
–	–
–	ID
200	CO/–

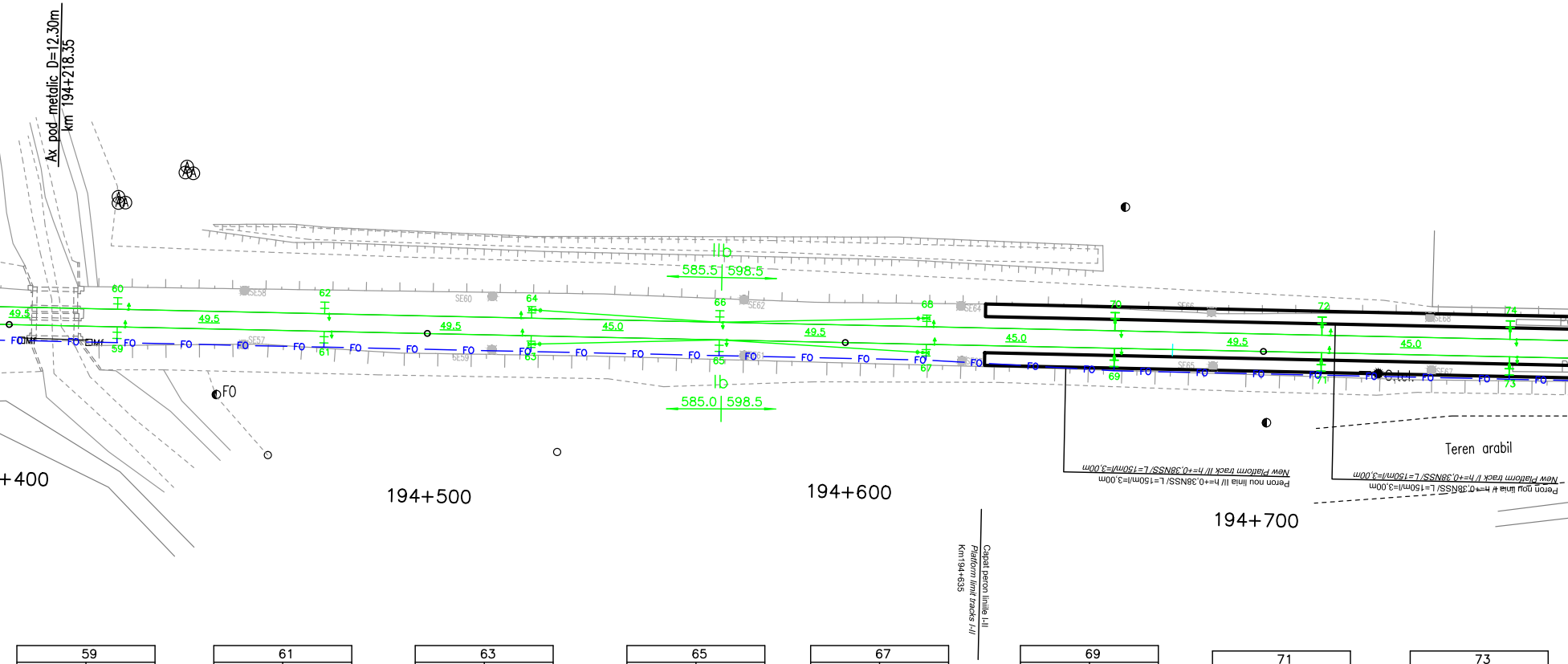
Ax pod metalic D=12,30m
km 194+218,35
585,5 | 598,5
585,0 | 598,5
49,5
49.5
45.0
FO
60
62
64
66
68
70
72
74
59
61
63
65
67
69
71
73
+400
194+500
194+600
194+700
Teren arabil
Peron nou linia II/ h=+0,38NSS/ L=150m/l=3,00m
New Platform track II/ h=+0,38NSS/ L=150m/l=3,00m
Peron nou linia I/ h=+0,38NSS/ L=150m/l=3,00m
New Platform track I/ h=+0,38NSS/ L=150m/l=3,00m
Capat peron liniile I-II
Platform limit tracks I-II
Km194+635

59	
H	426
–	FCB
–	–
–	–

E	
–	–
–	–
–	ID
200	CO/–

61	
H	475.5
–	FCB
–	–
–	–

E	
–	–
–	–
–	DD
200	CO/–

63	
H	525
–	FCB
–	–
–	–

E	
–	–
–	–
–	ID
200	CO/–

65	
H	570
–	FCB
–	–
–	–

E	
–	–
–	–
–	DD
200	CO/–

67	
H	619.5
–	FCB
–	–
–	–

E	
–	–
–	–
–	ID
200	CO/–

69	
H	664.5
–	FCB
–	–
–	–

E	
–	–
–	–
–	DD
200	CO/–

71	
H	714
–	FCB
–	–
–	–

E	
–	–
–	–
–	ID
200	CO/–

73	
H	759
–	FCB
–	–
–	–

E	
–	–
–	–
–	DD
200	CO/–

76	
H	804
–	FCB
–	–
–	–

E	
–	–
–	–
–	DD
200	CO/–

78	
H	849
–	FCB
–	–
–	–

E	
–	–
–	–
–	ID
200	CO/–

80	
H	898.5
–	FCB
–	–
–	–

E	
–	–
–	–
–	DD
200	CO/–

82	
H	943.5
–	FCB
–	–
–	–

E	
–	–
–	–
–	ID
200	CO/–

84	
H	988.5
–	FCB
–	–
–	–

E	
–	–
–	–
–	DD
200	CO/–

86	
H	032
–	FCB
–	–
–	–

E	
–	–
–	–
–	ID
200	CO/–

88	
H	083
–	FCB
–	–
–	–

E1	
–	–
–	–
–	A
0	CO/–

E2	
–	–
–	–
–	DD
200	CO/–

90	
H	128
–	FCB
–	–
–	–

E1	
–	–
–	–
–	A
0	CO/–

E2	
–	–
–	–
–	ID
200	CO/–

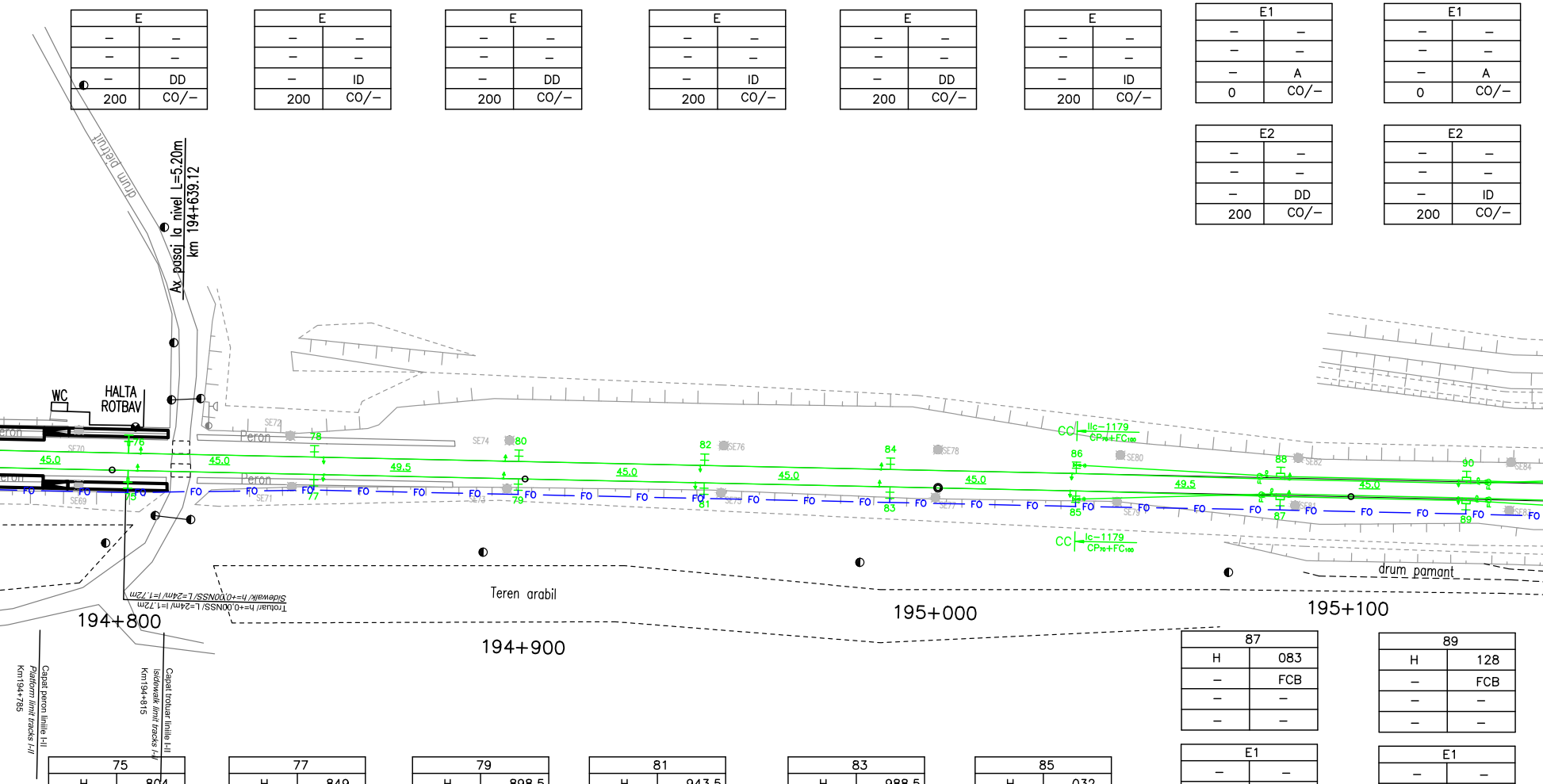
drum pietruit
Ax pasaj la nivel L=5.20m
km 194+639.12
WC
HALTA
ROTBAV
Peron
Peron
SE69
SE70
SE71
SE72
SE73
SE74
SE75
SE76
SE77
SE78
SE79
SE80
SE81
SE82
SE83
SE84
75
76
77
78
79
80
81
82
83
84
85
86
87
88
89
90
45.0
45.0
49.5
45.0
45.0
45.0
49.5
45.0
FO
CC
IIc-1179
CP70+FC100
CC
Ic-1179
CP70+FC100
Teren arabil
drum pamant
Sidewalk/ h=+0,00NSS/ L=24m/ l=1.72m
Trotuar/ h=+0,00NSS/ L=24m/ l=1.72m
194+800
194+900
195+000
195+100
Capat peron liniile I-II
Platform limit tracks I-II
Km194+785
Capat trotuar liniile I-II
Isidewalk limit tracks I-II
Km194+815

87	
H	083
–	FCB
–	–
–	–

E1	
–	–
–	–
–	A
0	CO/–

E2	
–	–
–	–
–	ID
200	CO/–

89	
H	128
–	FCB
–	–
–	–

E1	
–	–
–	–
–	A
0	CO/–

E2	
–	–
–	–
–	DD
200	CO/–

75	
H	804
–	FCB
–	–
–	–

E	
–	–
–	–
–	ID
200	CO/–

77	
H	849
–	FCB
–	–
–	–

E	
–	–
–	–
–	DD
200	CO/–

79	
H	898.5
–	FCB
–	–
–	–

E	
–	–
–	–
–	ID
200	CO/–

81	
H	943.5
–	FCB
–	–
–	–

E	
–	–
–	–
–	DD
200	CO/–

83	
H	988.5
–	FCB
–	–
–	–

E	
–	–
–	–
–	ID
200	CO/–

85	
H	032
–	FCB
–	–
–	–

E	
–	–
–	–
–	DD
200	CO/–

92	
H	173
–	FCB
–	–
–	–

E	
–	–
–	–
–	DD
200	CO/–

94	
H	218
–	FCB
–	–
–	–

E	
–	–
–	–
–	ID
200	CO/–

96	
H	263
–	FCB
–	–
–	–

E	
–	–
–	–
–	DD
200	CO/–

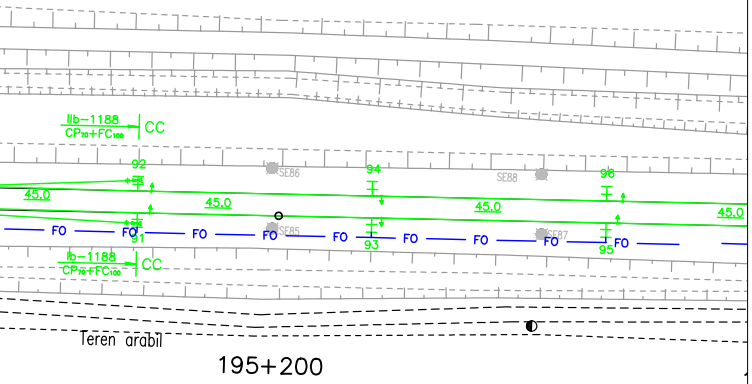
IIb–1188
CP70+FC100
CC
92
94
96
45.0
45.0
45.0
45.0
45.0
SE86
SE88
SE85
SE87
FO
91
93
95
Ib–1188
CP70+FC100
CC
Teren arabil
195+200

91	
H	173
–	FCB
–	–
–	–

E	
–	–
–	–
–	ID
200	CO/–

93	
H	218
–	FCB
–	–
–	–

E	
–	–
–	–
–	DD
200	CO/–

95	
H	263
–	FCB
–	–
–	–

E	
–	–
–	–
–	ID
200	CO/–

98	
H	308
–	FCB
–	–
–	–

E	
–	–
–	–
–	ID
200	CO/–

100	
H	353
–	FCB
–	–
–	–

E	
–	–
–	–
–	DD
200	CO/–

102	
H	398
–	FCB
–	–
–	–

E	
–	–
–	–
–	ID
200	CO/–

104	
H	447.5
–	FCB
–	–
–	–

E	
–	–
–	–
–	DD
200	CO/–

106	
H	492.5
–	FCB
–	–
–	–

E	
–	–
–	–
–	ID
200	CO/–

108	
H	542
–	FCB
–	–
–	–

E	
–	–
–	–
–	DD
200	CO/–

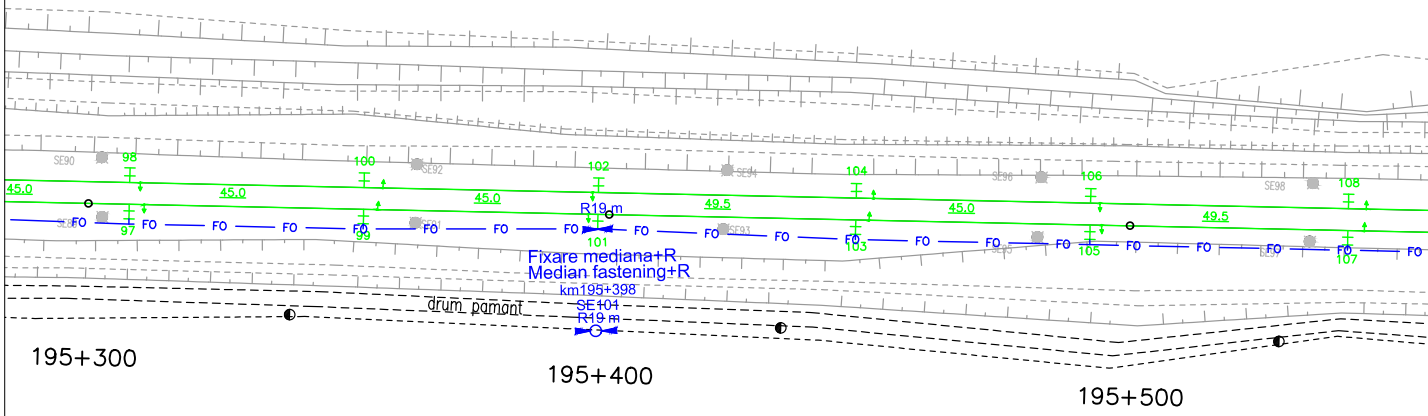
SE90
98
100
102
104
106
108
45.0
45.0
45.0
49.5
45.0
49.5
FO
97
99
101
103
105
107
R19 m
Fixare mediana+R
Median fastening+R
km195+398
SE104
R19 m
drum pamant
195+300
195+400
195+500

97	
H	308
–	FCB
–	–
–	–

E	
–	–
–	–
–	DD
200	CO/–

99	
H	353
–	FCB
–	–
–	–

E	
–	–
–	–
–	ID
200	CO/–

101	
H	398
–	FCB
–	–
–	–

E	
–	–
–	–
–	DD
200	CO/–

103	
H	447.5
–	FCB
–	–
–	–

E	
–	–
–	–
–	ID
200	CO/–

105	
H	492.5
–	FCB
–	–
–	–

E	
–	–
–	–
–	DD
200	CO/–

107	
H	542
–	FCB
–	–
–	–

E	
–	–
–	–
–	ID
200	CO/–

110	
H	587
–	FCB
–	–
–	–

E	
–	–
–	–
–	ID
200	CO/–

112	
H	632
–	FCB
–	–
–	–

E	
–	–
–	–
–	DD
200	CO/–

114	
H	681.5
–	FCB
–	–
–	–

E	
–	–
–	–
–	ID
200	CO/–

116	
H	731
–	FCB
–	–
–	–

E	
–	–
–	–
–	DD
200	CO/–

118	
H	776
–	FCB
–	–
–	–

E	
–	–
–	–
–	ID
200	CO/–

120	
H	825.5
–	FCB
–	–
–	–

E	
–	–
–	–
–	DD
200	CO/–

122	
H	875
–	FCB
–	–
–	–

E	
–	–
–	–
–	ID
200	CO/–

124	
H	924.5
–	FCB
–	–
–	–

E	
–	–
–	–
–	DD
200	CO/–

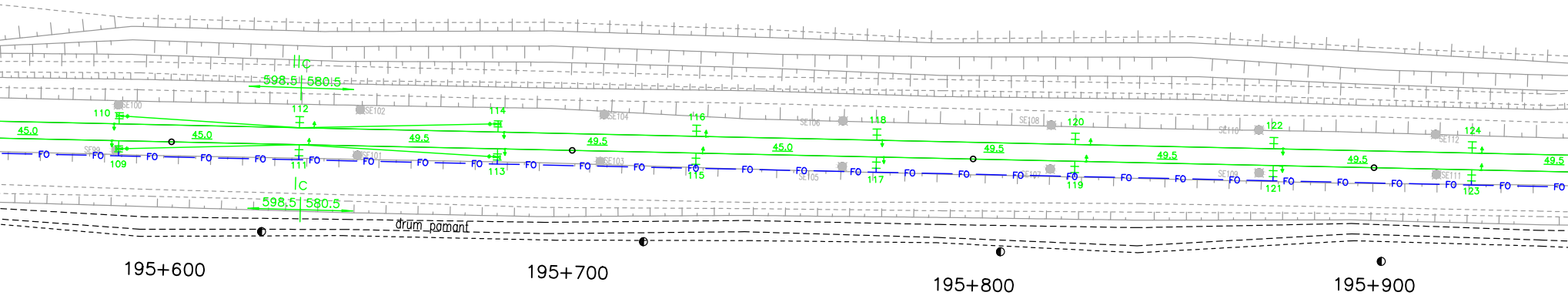
C
598.5 580.5
110
112
114
116
118
120
122
124
SE100
SE102
SE104
SE106
SE108
SE110
SE112
45.0
49.5
45.0
49.5
49.5
45.0
49.5
49.5
49.5
49.5
FO
SE99
SE101
SE103
SE105
SE107
SE109
SE111
109
111
113
115
117
119
121
123
C
598.5 580.5
drum pamant
195+600
195+700
195+800
195+900

109	
H	587
–	FCB
–	–
–	–

E	
–	–
–	–
–	DD
200	CO/–

111	
H	632
–	FCB
–	–
–	–

E	
–	–
–	–
–	ID
200	CO/–

113	
H	681.5
–	FCB
–	–
–	–

E	
–	–
–	–
–	DD
200	CO/–

115	
H	731
–	FCB
–	–
–	–

E	
–	–
–	–
–	ID
200	CO/–

117	
H	776
–	FCB
–	–
–	–

E	
–	–
–	–
–	DD
200	CO/–

119	
H	825.5
–	FCB
–	–
–	–

E	
–	–
–	–
–	ID
200	CO/–

121	
H	875
–	FCB
–	–
–	–

E	
–	–
–	–
–	DD
200	CO/–

123	
H	924.5
–	FCB
–	–
–	–

E	
–	–
–	–
–	ID
200	CO/–

126	
H	974
–	FCB
–	–
–	–

E	
–	–
–	–
–	ID
200	CO/–

128	
H	019
–	FCB
–	–
–	–

E	
–	–
–	–
–	DD
200	CO/–

130	
H	068.5
–	FCB
–	–
–	–

E	
–	–
–	–
–	ID
200	CO/–

132	
H	118
–	FCB
–	–
–	–

E1	
–	–
–	–
–	A
0	CO/–

E2	
–	–
–	–
–	DD
200	CO/–

134	
H	163
–	FCB
–	–
–	–

E1	
–	–
–	–
–	A
0	CO/–

E2	
–	–
–	–
–	ID
200	CO/–

136	
H	212.5
–	FCB
–	–
–	–

E	
–	–
–	–
–	DD
200	CO/–

138	
H	262
–	FCB
–	–
–	–

E	
–	–
–	–
–	ID
200	CO/–

140	
H	307
–	FCB
–	–
–	–

E	
–	–
–	–
–	DD
200	CO/–

142	
H	352
–	FCB
–	–
–	–

E	
–	–
–	–
–	ID
200	CO/–

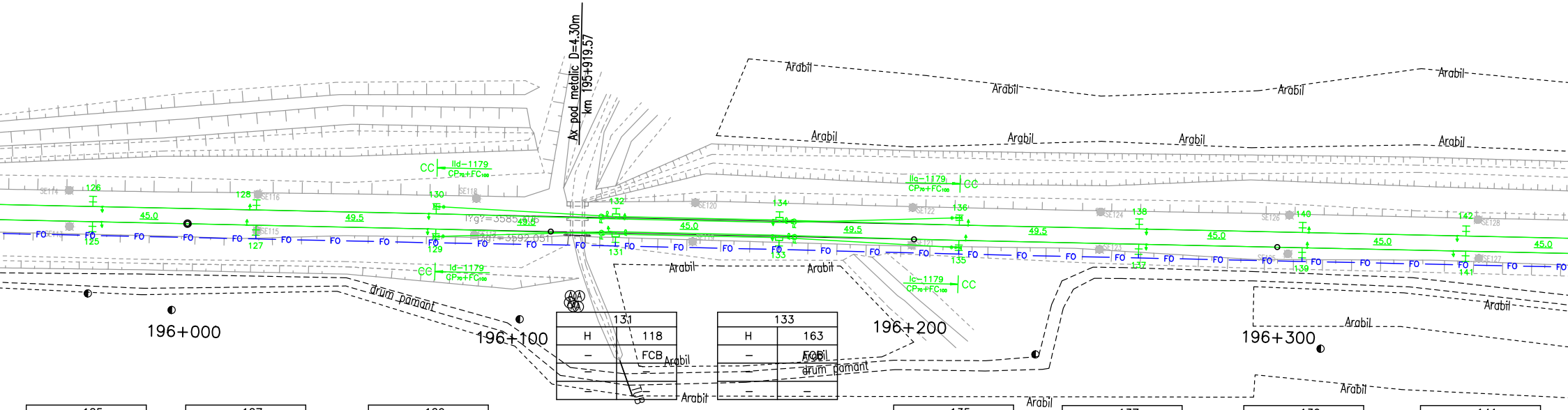
Ax pod metalic D=4.30m
km 195+919.57
Arabil
Arabil
Arabil
Arabil
Arabil
Arabil
Arabil
Arabil
CC
IId–1179
CP70+FC100
IIg–1179
CP70+FC100
CC
CC
Id–1179
CP70+FC100
Ic–1179
CP70+FC100
CC
SE114
SE115
SE116
SE117
SE118
SE119
SE120
SE121
SE122
SE123
SE124
SE125
SE126
SE127
SE128
125
126
127
128
129
130
131
132
133
134
135
136
137
138
139
140
141
142
45.0
49.5
49.5
45.0
49.5
49.5
45.0
45.0
45.0
FO
?g?=3585.406
?g?=3592.051
Arabil
Arabil
drum pamant
Arabil
Arabil
drum pamant
Arabil
Arabil
Arabil
Arabil
196+000
196+100
196+200
196+300

125	
H	974
–	FCB
–	–
–	–

E	
–	–
–	–
–	DD
200	CO/–

127	
H	019
–	FCB
–	–
–	–

E	
–	–
–	–
–	ID
200	CO/–

129	
H	068.5
–	FCB
–	–
–	–

E	
–	–
–	–
–	DD
200	CO/–

131	
H	118
–	FCB
–	–
–	–

E1	
–	–
–	–
–	A
0	CO/–

E2	
–	–
–	–
–	ID
200	CO/–

133	
H	163
–	FCB
–	–
–	–

E1	
–	–
–	–
–	A
0	CO/–

E2	
–	–
–	–
–	DD
200	CO/–

135	
H	212.5
–	FCB
–	–
–	–

E	
–	–
–	–
–	ID
200	CO/–

137	
H	262
–	FCB
–	–
–	–

E	
–	–
–	–
–	DD
200	CO/–

139	
H	307
–	FCB
–	–
–	–

E	
–	–
–	–
–	ID
200	CO/–

141	
H	352
–	FCB
–	–
–	–

E	
–	–
–	–
–	DD
200	CO/–

144	
H	397
–	FCB
–	–
–	–

E	
–	–
–	–
–	DD
200	CO/–

146	
H	442
–	FCB
–	–
–	–

E	
–	–
–	–
–	ID
200	CO/–

148	
H	487
–	FCB
–	–
–	–

E	
–	–
–	–
–	DD
200	CO/–

150	
H	536.5
–	FCB
–	–
–	–

E	
–	–
–	–
–	ID
200	CO/–

152	
H	581.5
–	FCB
–	–
–	–

E	
–	–
–	–
–	DD
200	CO/–

154	
H	626.5
–	FCB
–	–
–	–

E	
–	–
–	–
–	ID
200	CO/–

156	
H	671.5
–	FCB
–	–
–	–

E	
–	–
–	–
–	DD
200	CO/–

158	
H	716.5
–	FCB
–	–
–	–

E	
–	–
–	–
–	ID
200	CO/–

160	
H	766
–	FCB
–	–
–	–

E	
–	–
–	–
–	DD
200	CO/–

162	
H	811
–	FCB
–	–
–	–

E	
–	–
–	–
–	ID
200	CO/–

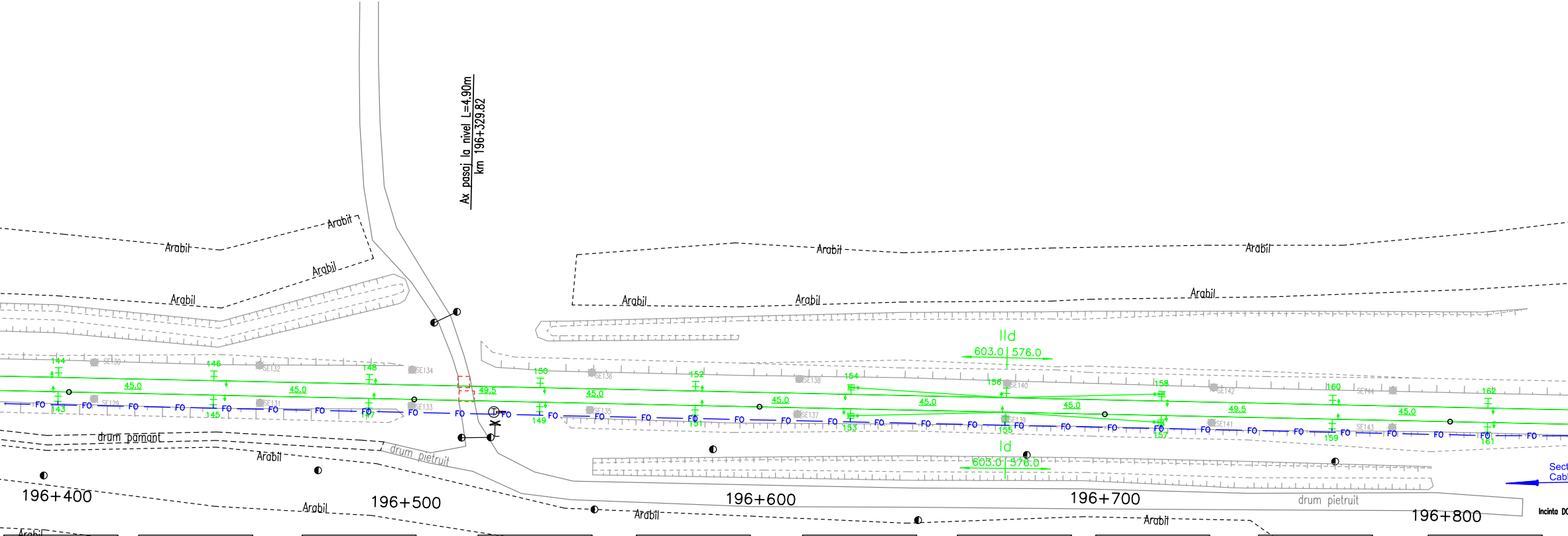
Ax pasaj la nivel L=4.90m
km 196+329.82
Arabil
Arabil
Arabil
Arabil
Arabil
Arabil
Arabil
Arabil
Arabil
Arabil
Arabil
Arabil
Arabil
drum pamant
drum pietruit
drum pietruit
IId
603.0 | 576.0
Id
603.0 | 576.0
45.0
49.5
FO
144
146
148
150
152
154
156
158
160
162
143
145
147
149
151
153
155
157
159
161
SE130
SE132
SE134
SE136
SE138
SE140
SE142
SE144
SE129
SE131
SE133
SE135
SE137
SE139
SE141
SE143
196+400
196+500
196+600
196+700
196+800
Sect
Cabl
Incinta DC

143	
H	397
–	FCB
–	–
–	–

E	
–	–
–	–
–	ID
200	CO/–

145	
H	442
–	FCB
–	–
–	–

E	
–	–
–	–
–	DD
200	CO/–

147	
H	487
–	FCB
–	–
–	–

E	
–	–
–	–
–	ID
200	CO/–

149	
H	536.5
–	FCB
–	–
–	–

E	
–	–
–	–
–	DD
200	CO/–

151	
H	581.5
–	FCB
–	–
–	–

E	
–	–
–	–
–	ID
200	CO/–

153	
H	626.5
–	FCB
–	–
–	–

E	
–	–
–	–
–	DD
200	CO/–

155	
H	671.5
–	FCB
–	–
–	–

E	
–	–
–	–
–	ID
200	CO/–

157	
H	716.5
–	FCB
–	–
–	–

E	
–	–
–	–
–	DD
200	CO/–

159	
H	766
–	FCB
–	–
–	–

E	
–	–
–	–
–	ID
200	CO/–

161	
H	811
–	FCB
–	–
–	–

E	
–	–
–	–
–	DD
200	CO/–

164	
H	860.5
–	FCB
–	–
–	–

E	
–	–
–	–
–	DD
200	CO/–

166	
H	910
–	FCB
–	–
–	–

E	
–	–
–	–
–	ID
200	CO/–

168	
H	955
–	FCB
–	–
–	–

E	
–	–
–	–
–	DD
200	CO/–

170	
H	004.5
–	FCB
–	–
–	–

E	
–	–
–	–
–	ID
200	CO/–

172	
H	049.5
–	FCB
–	–
–	–

E	
–	–
–	–
–	DD
200	CO/–

174	
H	099
–	FCB
–	–
–	–

E	
–	–
–	–
–	ID
200	CO/–

176	
H	148.5
–	FCB
–	–
–	–

E1	
–	–
–	–
–	A
0	CO/–

E2	
–	–
–	–
–	DD
200	CO/–

178	
H	198
–	FCB
–	–
–	–

E1	
–	–
–	–
–	A
0	CO/–

E2	
–	–
–	–
–	ID
200	CO/–

180	
H	247.5
–	FCB
–	–
–	–

E	
–	–
–	–
–	DD
200	CO/–

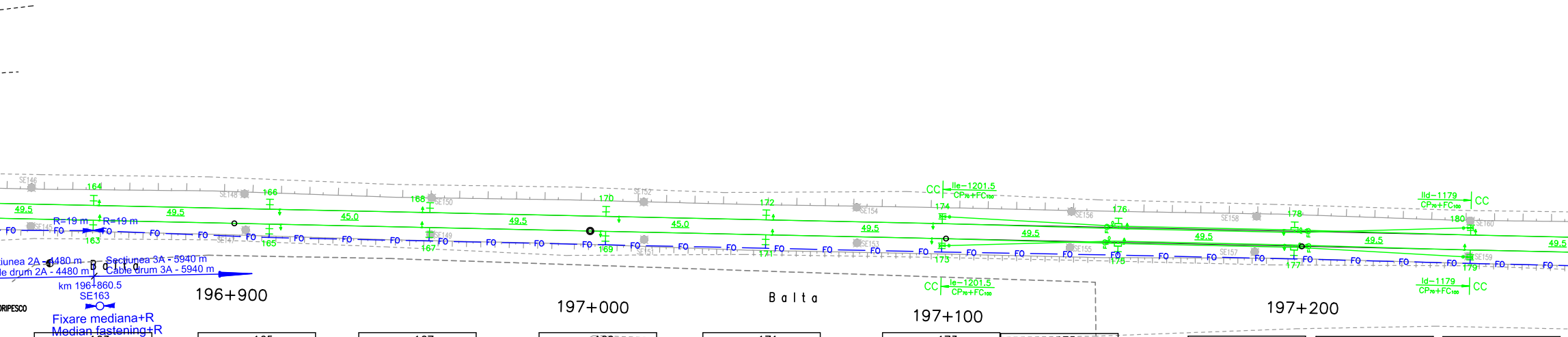
164
166
168
170
172
174
176
178
180
49.5
45.0
R=19 m
R=19 m
FO
163
165
167
169
171
173
175
177
179
CC
Ile-1201.5
CP70+FC100
Ild-1179
CP70+FC100
CC
Ie-1201.5
CP70+FC100
Id-1179
CP70+FC100
iunea 2A - 4480 m
le drum 2A - 4480 m
Secţiunea 3A - 5940 m
Cable drum 3A - 5940 m
B a l t a
km 196+860.5
SE163
ORIPESCO
Fixare mediana+R
Median fastening+R
196+900
197+000
B a l t a
197+100
197+200

163	
H	860.5
–	FCB
–	–
–	–

E	
–	–
–	–
–	ID
200	CO/–

165	
H	910
–	FCB
–	–
–	–

E	
–	–
–	–
–	DD
200	CO/–

167	
H	955
–	FCB
–	–
–	–

E	
–	–
–	–
–	ID
200	CO/–

169	
H	004.5
–	FCB
–	–
–	–

E	
–	–
–	–
–	DD
200	CO/–

171	
H	049.5
–	FCB
–	–
–	–

E	
–	–
–	–
–	ID
200	CO/–

173	
H	099
–	FCB
–	–
–	–

E	
–	–
–	–
–	DD
200	CO/–

175	
H	148.5
–	FCB
–	–
–	–

E1	
–	–
–	–
–	A
0	CO/–

E2	
–	–
–	–
–	ID
200	CO/–

177	
H	198
–	FCB
–	–
–	–

E1	
–	–
–	–
–	A
0	CO/–

E2	
–	–
–	–
–	DD
200	CO/–

179	
H	247.5
–	FCB
–	–
–	–

E	
–	–
–	–
–	ID
200	CO/–

182	
H	297
–	FCB
–	–
–	–

E	
–	–
–	–
–	ID
200	CO/–

184	
H	342
–	FCB
–	–
–	–

E	
–	–
–	–
–	DD
200	CO/–

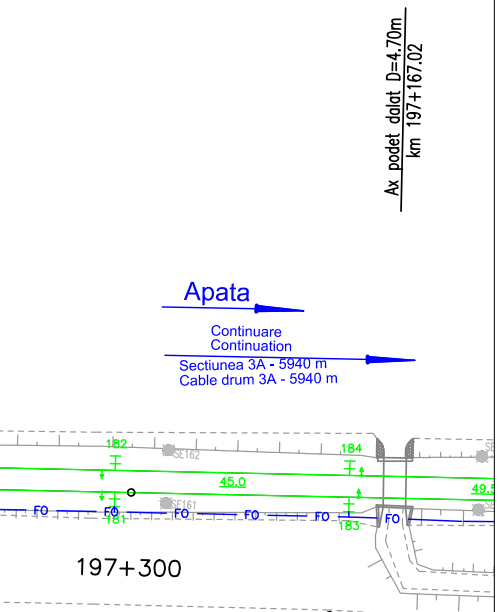
Ax podet dalat D=4.70m
km 197+167.02
Apata
Continuare
Continuation
Sectiunea 3A - 5940 m
Cable drum 3A - 5940 m
182
184
45.0
49.5
FO
181
183
197+300

181	
H	297
–	FCB
–	–
–	–

E	
–	–
–	–
–	DD
200	CO/–

183	
H	342
–	FCB
–	–
–	–

E	
–	–
–	–
–	ID
200	CO/–

LEGENDA
LEGEND

CTM	◇	Camereta cu mufa de jonctiune Handhole with junction box
CTM	◇	Camereta cu rezerva Handhole with cable reserve
CT	□	Camera de tragere cu mufa de jonctiune Manhole with junction box
CT	□	Camera de tragere cu rezerva Manhole with cable reserve
CTS	□	Camera de tragere speciala pentru subtraversare Special manhhole for undercrossing
	○	Fixare mediana Median fastening
	○◇	Fixare terminala Terminal fastening
	— FO —	Cablu cu fibre optice aerian Aerial optical fiber cable
	— FO —	Cablu cu fibre optice subteran Underground optical fiber cable
	— FO —	Teava PVC Φ 110 mm / canal metalic PVC pipe Φ 110 mm / metallic chanel

Indice Index	Data Date	Modificare Modification/Revision	Proiectant Designer	Aprobat Consultant Approved Consultant	Aprobat CFR Approved CFR

GUVERNUL ROMANIEI
ROMANIAN GOVERNMENT

PROIECT FINANŢAT DE UNIUNEA EUROPEANĂ
EUROPEAN UNION FINANCED PROJECT

CLIENT / CLIENT

C.N.C.F. "C.F.R." - S.A.

ITALFERR
GRUPPO FERROVIE DELLO STATO
Joint Venture leader

Scott Wilson

OBERMEYER
PLANEN + BERATEN GmbH

TECNIC
Consulting Engineers

CONSULTANT / CONSULTANT

			Data Date	Semnătură Signature
Aprobat Approved	Şef proiect Project manager	R. Liuzza	12.2011	
Aprobat Approved	Coordonator Secţiune 1 Section 1 Coordinator	C. Gambelli	12.2011	
Verificat Checked	Expert Verificator Checking Expert	Pino Amodio	12.2011	

SUBCONTRACTANT / SUBCONTRACTOR

AREX COMPANY

Aprobat Approved	Responsabil Subcontractant Subcontractor Responsible	A.Stanciu - Dinulescu	12.2011	
Întocmit Elaborated	Proiectant Designer	Gabriela Trifan	12.2011	Trifan

Reabilitarea liniei de cale ferata Braşov - Simeria, parte componentă a coridorului IV Pan European, pentru circulaţia trenurilor cu viteza maximă de 160 km/h,
Tronsonul : Braşov - Sighişoara
Rehabilitation of the railway line Braşov - Simeria, component Part of the IV Pan-European Corridor, for the trains circulation with maximum speed of 160 km/h,
Section : Braşov - Sighişoara

Proiect/Project
2004/RO/16/P/PA/003

Faza / Phase:
P.Th. / T.D.

Denumire desen / Drawing Title :

Interval - FELDIOARA- APATA - Section
CABLU CU FIBRE OPTICE (Cablul 1)
Plan de situatie
FIBER OPTIC CABLE (cable 1)
Layout Plan

Codificare / Codification System	Scara / Scale 1:1000	LOT / LOT	Nr. / No 01 / 03

E A 5 1 | 0 1 | E | 0 8 | L 7 | S E | 0 2 | 9 | 7 | 0 0 1 | 1